


Whiteboard

A whiteboard is a visual tool that is mostly utilized by students, teachers, marketers, researchers, organizers, planners, and other professionals to effectively express a content idea or presentation of data. Whether you are utilizing a whiteboard for a presentation or using it individually to create structured visualizations, it is a highly beneficial solution for a more straightforward and organized approach to the ideas and concepts of the product on which you are working.



Whiteboard Definition & Meaning

Traditionally, a whiteboard is a shiny, typically white surface for writing temporary texts and is also referred to as a marker board, dry-erase board, dry-wipe board, and pen board.

Digitally, a whiteboard is a two-dimensional digital display area that uses digital design, where users often use a stylus or other equipment to create digital writing, drawings, or patterns.

What Is a Whiteboard?

A whiteboard is a tool that presents a wonderful chance to modernize businesses and education. It has a wide range of uses that can benefit collaborative work, data sharing, and group learning. It is also an excellent tool for remote job models, hybrid education, and distance learning.

10 Types of Whiteboard

Games Whiteboard

Users can play any game on a whiteboard (or a smartboard) with whiteboard markers to draw and label it using a [games whiteboard](#) template. While some whiteboard puzzles and games are simple and don't involve teamwork or competition, others are challenging. Tic Tac Toe, Pictionary, Jeopardy, Scrambled Words, and Boggle are just a few of the whiteboard games available.



How to play:

Each player gets a chance to pick two cards and reveal it.

If the two cards match, the player gets a point. If they don't match, we will hide the cards again.

The game goes on until all the cards are revealed.

The player with the most points wins the game.

Add Players' Names here:

Player 1	Player 2	Player 3
Player 4	Player 5	Player 6

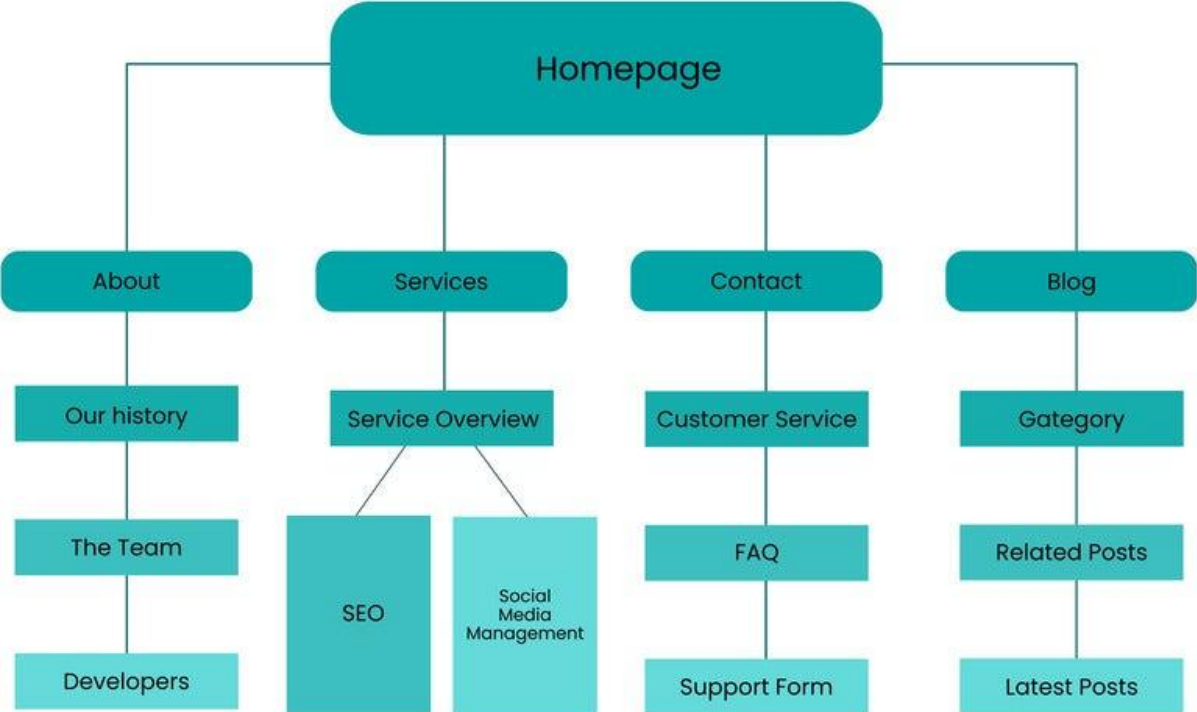
Add Players' points here:

1	2	3
4	5	6



Sitemap Whiteboard

The process of creating a website can be laborious and demand a lot of time and research. Your search engine optimization (SEO) efforts will benefit from a sitemap, which functions as a blueprint for your website, detailing all of its pages, graphics, and videos to help organize it. The [sitemap whiteboard](#) helps people organize their thoughts, identify the important themes they require for their business, and focus on more effective parts of their website.



Whiteboard Explainer

A [whiteboard explainer](#) is an ideal tool for providing easy explanations of difficult concepts. They are also excellent for enhancing the significance of something minor. In addition to that, they are great when you need to call consumers' attention to a few small points.

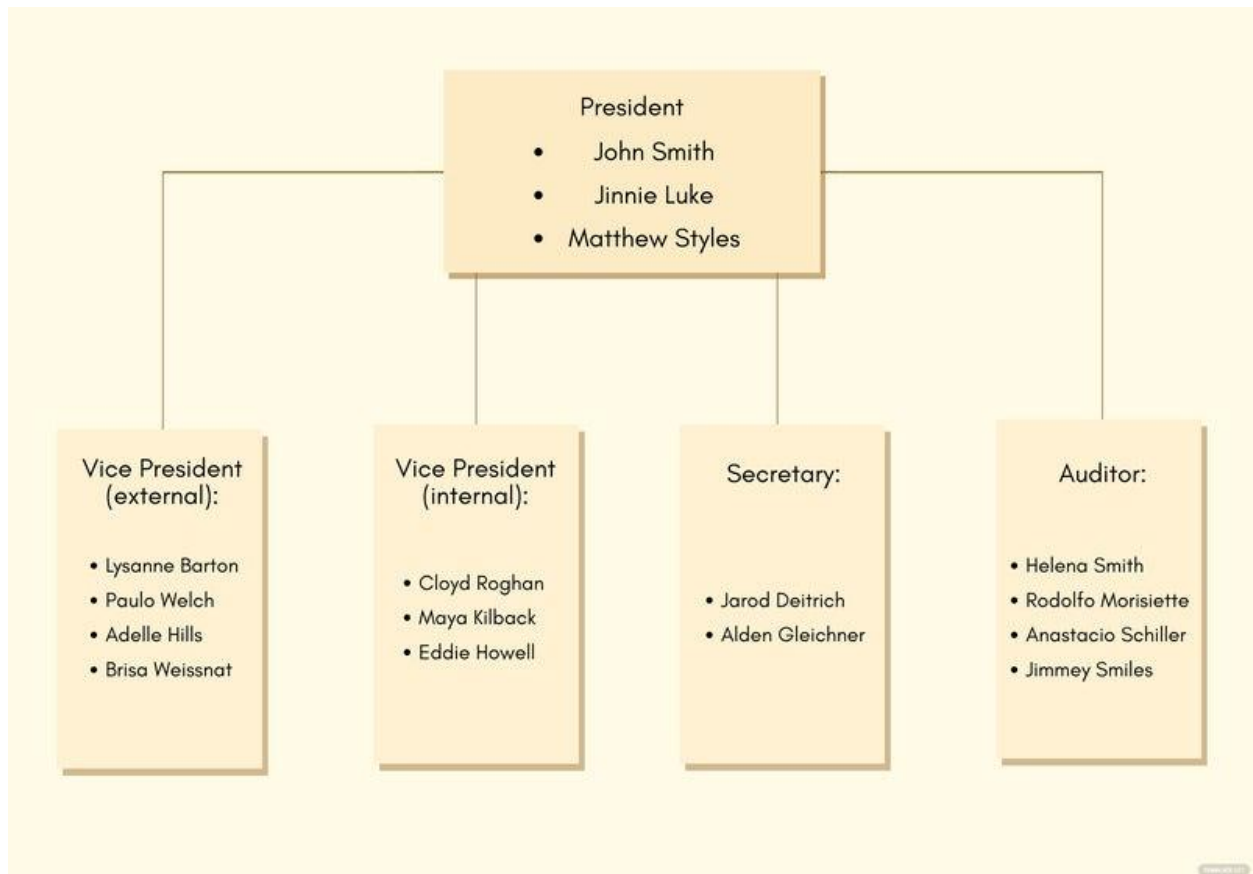
OPTITHON: Love your eyes

The whiteboard explainer is divided into four vertical panels, each with a title and content on sticky notes.

- Problem:**
 - Sticky note 1: Poor eyesight? Don't age poorly.
 - Sticky note 2: Optithon is ready to serve you.
- Solution:**
 - Sticky note 1: Optithon is one the world's leading optical brands.
 - Sticky note 2: We serve the best eyewear.
- Feature:**
 - Sticky note 1: Anti-reflective
 - Sticky note 2: Scratch-resistant
 - Sticky note 3: With ultraviolet protection
 - Sticky note 4: Photochromic
- CTA:**
 - Sticky note 1: Grab your own pair now and be one of the million users that trust our brand.
 - Sticky note 2: An illustration of a pair of glasses.

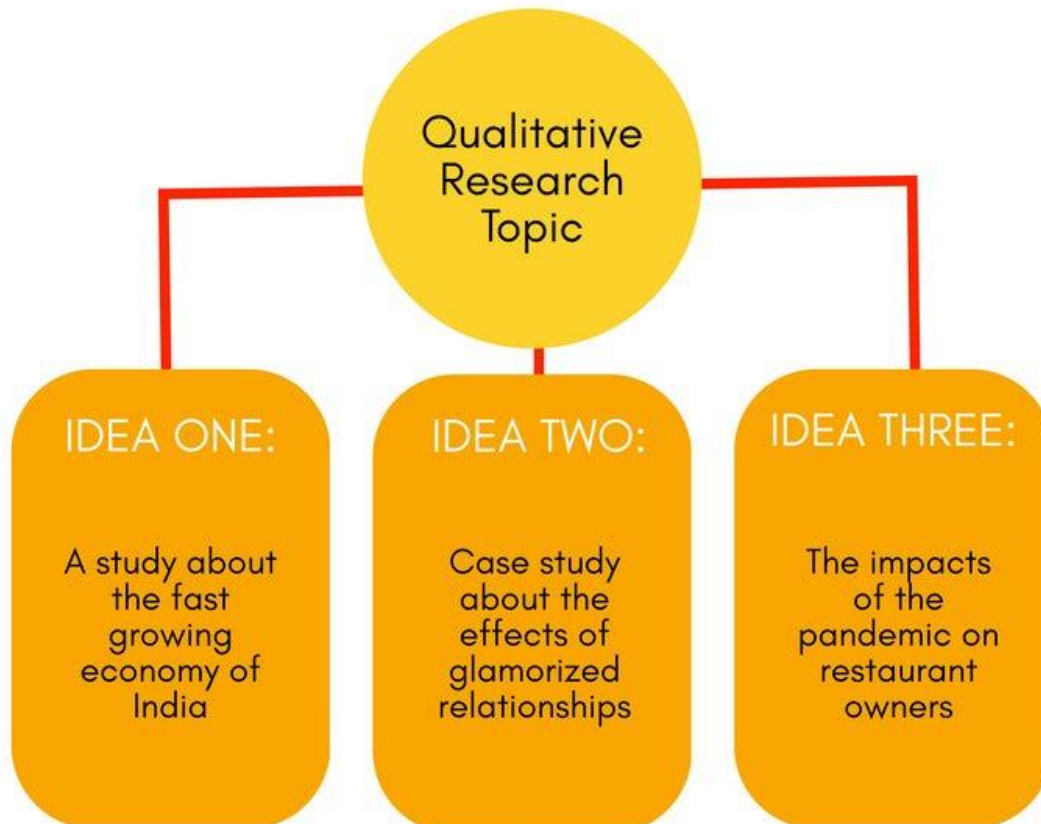
Voting Whiteboard

Voting is a feature that assists you and your team in determining the significance of a task or concept. Use a [voting whiteboard](#) to select which ideas should be prioritized or how many narrative points you should receive throughout the session. Each board member will be given the opportunity to attend the voting session when it begins and cast their vote so that the group can reach a consensus.



Brainstorm Whiteboard

Every great concept or product begins with brainstorming. The number of intelligent people in this modern age makes brainstorming sessions on a whiteboard an excellent tool to use for businesses. With that said, a [brainstorm whiteboard](#) creates the perfect setting for a group of workers (or students) to collaborate and generate ideas.



SWOT Analysis Whiteboard

Leaders should do online SWOT whiteboarding exercises with their teams once a quarter. One of the most effective strategic planning instruments that a leader can use to outline their top priorities is the SWOT analysis. Teams can talk and work together to rank important internal strengths and weaknesses as well as external opportunities and threats using a [SWOT analysis whiteboard](#).

SWOT Analysis

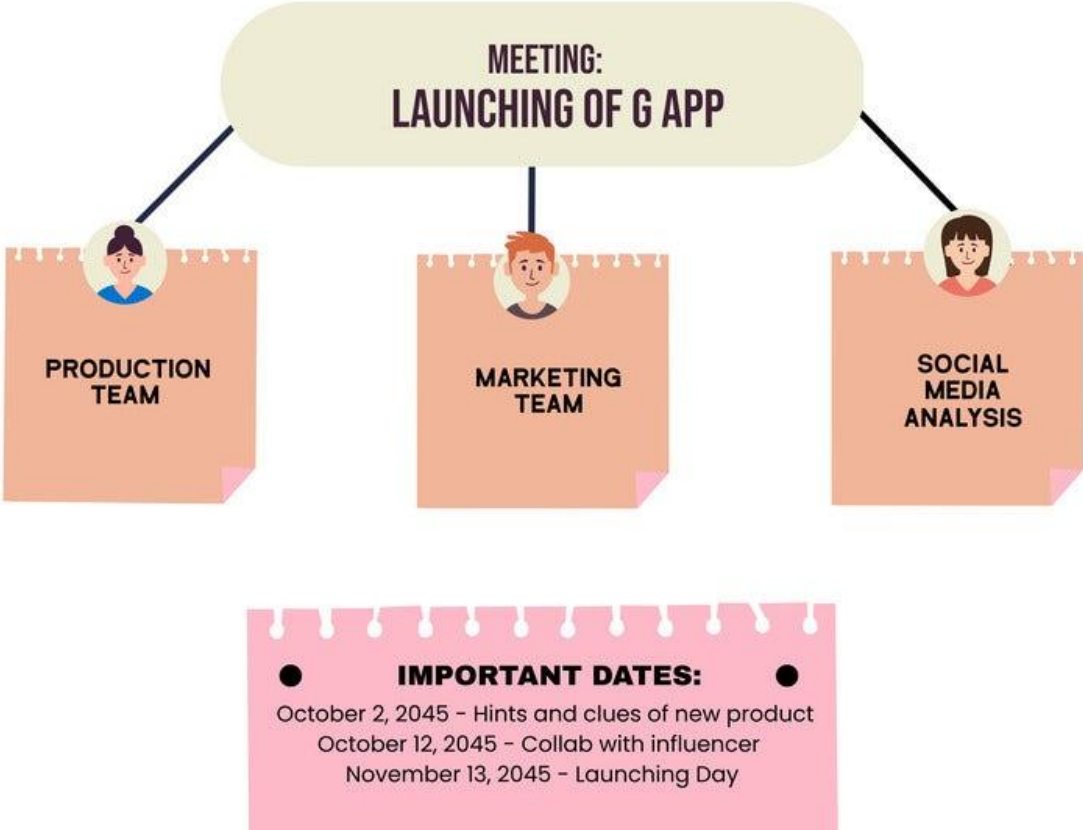
Team Name: New York Titans

Date: January 1, 2052

Strengths	Weaknesses	Opportunities	Threats
<p>Add your thought here</p> <p>Add your thought here</p>	<p>Add your thought here</p> <p>Add your thought here</p>	<p>Add your thought here</p> <p>Add your thought here</p>	<p>Add your thought here</p> <p>Add your thought here</p>
<p>Add your thought here</p> <p>Add your thought here</p>	<p>Add your thought here</p> <p>Add your thought here</p>	<p>Add your thought here</p> <p>Add your thought here</p>	<p>Add your thought here</p> <p>Add your thought here</p>

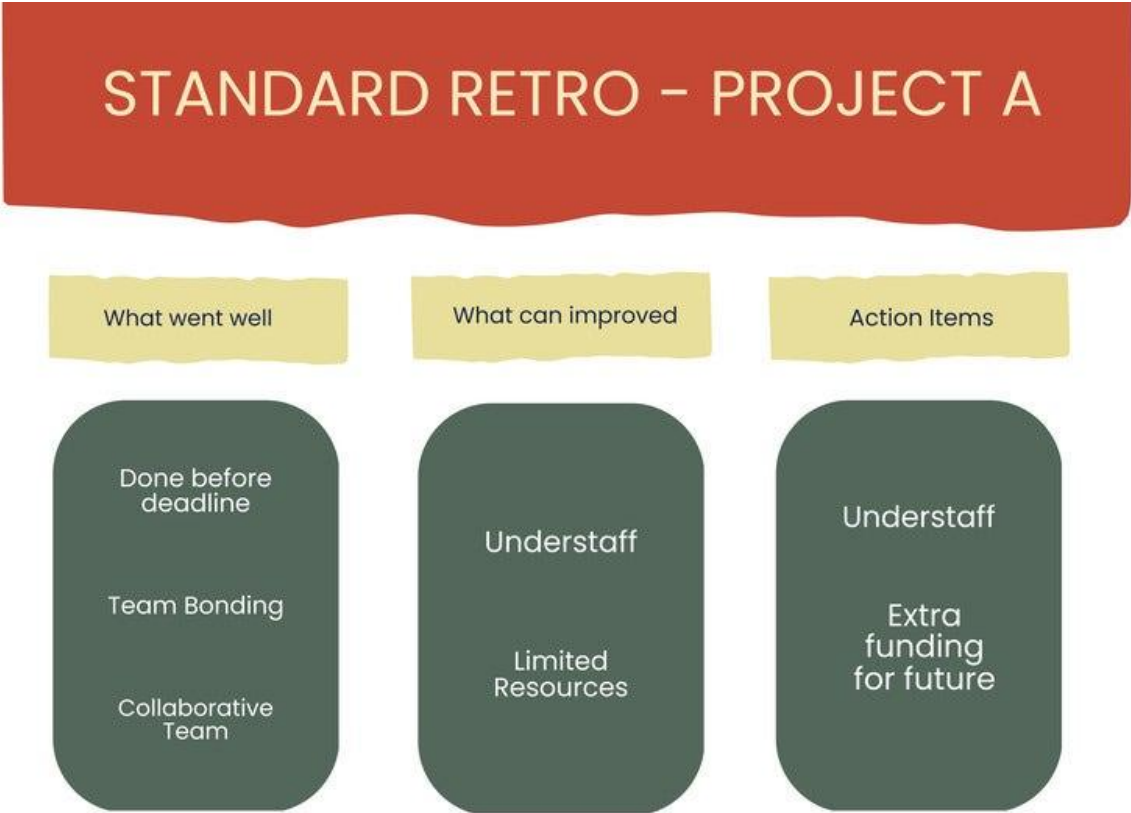
Meetings Whiteboard

Whiteboards make it simple to communicate your thoughts, work together on designs, and instruct others in new ideas. Most of the time, they just offer a convenient location where people can gather and discuss their ideas. During a meeting, one or more participants can easily create, edit, and erase illustrations and written content on a dry-erase board using a [meetings whiteboard](#).



Retro Whiteboard

A [retro whiteboard](#) makes the retrospective process interactive and enjoyable. Retrospectives are essential for assessing projects and improving subsequent processes. The best method to gain important insights into what worked well and pinpoint areas that should be improved in the future is to do a retrospective following a project, sprint, or other big milestones. Furthermore, a retrospective is significant because it allows teams to give open feedback and improve collaboration.



Pre-Mortem Whiteboard

A [pre-mortem whiteboard](#) gives you the opportunity to avoid failure by considering how it might occur. When doing a pre-mortem, a project team envisions that a project or organization has failed and then goes back to determine the probable causes. Your team may benefit from having a clear grasp of the chances that your project will be successful in order to implement adjustments as soon as possible.



Whiteboard Uses, Purpose, Importance

Whiteboards are a standard component for schools and businesses. The adaptability and variation that a whiteboard offers its users, assisting in the creation of dynamic work, learning, and living environments, has led to a major increase in its popularity. There are advantages to the fact that whiteboards can be used for a variety of purposes, from humorous to remarkable.

Workflow Structure

Use a whiteboard to detail and emphasize the events that cause particular workflows. Additionally, you might use it to spell out standard business procedures and specifics about who is in charge of each component, fostering a high level of transparency within the company. By making the most crucial elements of the company's operation simple to remember using a whiteboard, you can define how they operate and keep them top of mind.

Avoid Disagreements and Poor Meetings

One of the main purposes of a whiteboard is to avoid disagreements and poor meetings. It is really an effective solution since everybody's ideas will be heard and considered. There is little possibility for error or miscommunication because everyone is gazing at the same communal place, which clarifies things.

Team Collaboration

While often used to convey information from one individual to a wider audience, whiteboards have traditionally been utilized as a collaborative tool. A whiteboard can also serve as a focal point where all participants can come together to explore and discuss new concepts. It is extremely helpful when you're trying to come up with a brilliant idea, system, or strategy because it can really get people's creative juices flowing.

Great Game Tool

Whiteboards may also be excellent tools to let you unwind and have a little fun, including playing hangman or tic-tac-toe. Whiteboard games and activities can be a terrific way to get kids interested in learning or inject some fun into a potentially lengthy and tedious meeting. In fact, using the office

whiteboard for games is a terrific method to break up a meeting as well as to inspire creativity and aid in the development of better ideas for the company.

Maintain Good Communication

Whiteboards are an excellent tool for organizing communications, whether at home or at work. For instance, you can write down essential notes for your household or school projects on a whiteboard. Similar methods can be used in the office to communicate team management, company strategies, and productivity goals.

What's in a Whiteboard? Parts?

The Main Idea

The main idea is the central idea that you want to communicate with the audience. It is the topic or title of your project that needs to be discussed and shared.

Structured Content

The structured content displays the organized data. It is the data that has been broken down into its smallest meaningful points, systematically arranged, and classified for your audience to comprehend.

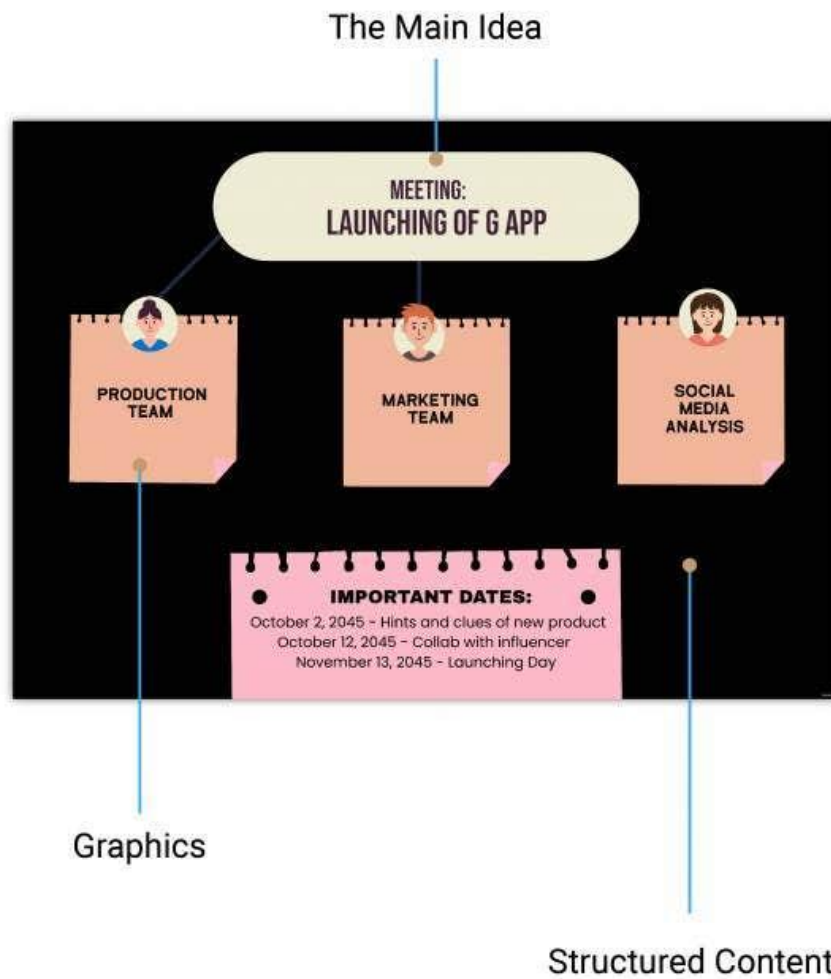
Graphics

Graphics, like images, colors, patterns, shapes, and vectors, among others, are visual components that are frequently utilized to drive audiences to specific content. They are used to make your presentation more impactful.

Numbers and Bullets

Numbers and bullets might help you organize your content or demonstrate a sequential process in your presentation. Aside from them, you can also add lines and arrows for a more detailed illustration.

Whiteboard Anatomy



How to Design a Whiteboard

1. Select a [Whiteboard Size](#).
2. Identify the purpose of the whiteboard.
3. Choose an editable [Whiteboard Template](#).
4. Modify the background and layout of the whiteboard template.
5. Put in extra graphics and finalize the template design.
6. Save your customized whiteboard design.

How to Design a Whiteboard

DATA
01

Select a Whiteboard Size.

Identify the purpose of
the whiteboard.

STEP
02

DATA
03

Choose an editable
Whiteboard Template.

Modify the background and
layout of the whiteboard
template.

STEP
04

DATA
05

Put in extra graphics and
finalize the template design.

Save your customized
whiteboard design.

STEP
06

Whiteboard vs. Mood Board

A whiteboard is an essential part of teleconferencing systems due to its ability to facilitate both visual and auditory collaboration on content.

A [mood board](#) is a creative tool made up of many pictures, messages, or ideas that are related to one another and are arranged to convey a single visual idea, aesthetic, or topic.

What's the Difference Between a Whiteboard, Vision Board, and Storyboard?

A whiteboard is an area on a display screen where several people can write or draw at once.

A [vision board](#) is a collage of texts and images that symbolize a person's objectives or goals and are used as motivation or inspiration.

A [storyboard](#) is a series of illustrations that represent the planned shots for a film or television production, and these illustrations frequently include some dialogue and directives.

Whiteboard Sizes

A whiteboard of different sizes can be used by individuals to produce and convey their concepts in order to meet all of their targets. Various [whiteboard sizes](#) are used for both traditional, print (A-series, legal, and letter), digital visualizations, etc.

- Traditional – 4 x 6 feet and 4 x 8 feet
- Digital – 600 x 450 mm, 900 x 600 mm, 900 x 900 mm
- Print – A3 (11.7 x 16.5 inches), A4 (8.3 x 11.7 inches), legal (8.5 x 14 inches), letter (8.5 x 11 inches)

Whiteboard Sizes

Format	Sizes
Traditional	4 x 6 ft & 4 x 8 ft
Digital	600 x 450 mm, 900 x 600 mm 900 x 900 mm
Print	11.7" x 16.5" in(A3), 8.3" x 11.7" in(A4) 8.5" x 14" in (legal), 8.5" x 11" in (letter)

Whiteboard Ideas & Examples

There are many ways to transform your ideas and concepts into graphical frameworks or visually structured presentations. You might get inspiration from some editable and creative [whiteboard ideas and examples](#).

- Elevator Pitch Whiteboard Ideas and Examples
- Financial Education Whiteboard Ideas and Examples
- Story Map Whiteboard Ideas and Examples
- User Persona Whiteboard Ideas and Examples
- Kanban Board Whiteboard Ideas and Examples
- Idea Book Whiteboard Ideas and Examples
- Affinity Diagram Whiteboard Ideas and Examples
- Design Thinking Whiteboard Ideas and Examples
- Event Planner Whiteboard Ideas and Examples

- Meeting Notes Whiteboard Ideas and Examples

FAQs

What should you not put on a whiteboard?

You should not use abrasive erasers, cleaners, sponges, or rags, as well as permanent markers, tape, chalkboard erasers, and wet erasers, on the whiteboard.

What are magnetic whiteboards?

A type of whiteboard that is frequently mounted on classroom walls is a magnetic whiteboard, which allows users to attach non-scratching magnets or clips, charts, and documents for better visualization in addition to writing with dry-erase markers.

What is the whiteboard concept?

Whiteboards make it simple to communicate your thoughts, work together on designs, and instruct others in new ideas.

Will alcohol damage a whiteboard?

Alcohol is not advised because it could eventually damage the whiteboard's surface.

How does interactive whiteboard work?

An interactive whiteboard functions similarly to a regular whiteboard, but with the added benefit of allowing computer interaction and data storage.

What can you do with whiteboard animation?

Creating informative videos is one of the most engaging things you can do with whiteboard animation.

What is a whiteboard session?

In many professional settings, a “whiteboard session” is a type of collaborative work.

Why are whiteboards effective?

Whiteboards are very effective given that they are designed to promote teamwork and collaboration by outlining the team’s meeting objectives, which makes the goals apparent and improves communication.

What are the main functions of a digital whiteboard?

The main functions of a digital whiteboard are interactive learning, persistent and elaborate document modifications, file and screen sharing, flexible scheduling, and time and transportation cost savings.

What is a whiteboard in a classroom?

A whiteboard is one of the most popular boards used in classrooms, meeting rooms, workplaces, and other professional settings for taking notes, having discussions, presenting reports, and enhancing teaching.

What does a “digital whiteboard” do?

A digital whiteboard is a two-dimensional display area with a digital design that often uses a stylus or other electronic device to allow users to write, draw, or design.