

International Dot Day

International Dot Day is an event that celebrates charming qualities within individuals, especially young children and students, allowing them to embrace these differences and be their own person. There is more than meets the eye during the international event, leaving valuable teachings and lessons to participants joining various events and activities during the international affair.

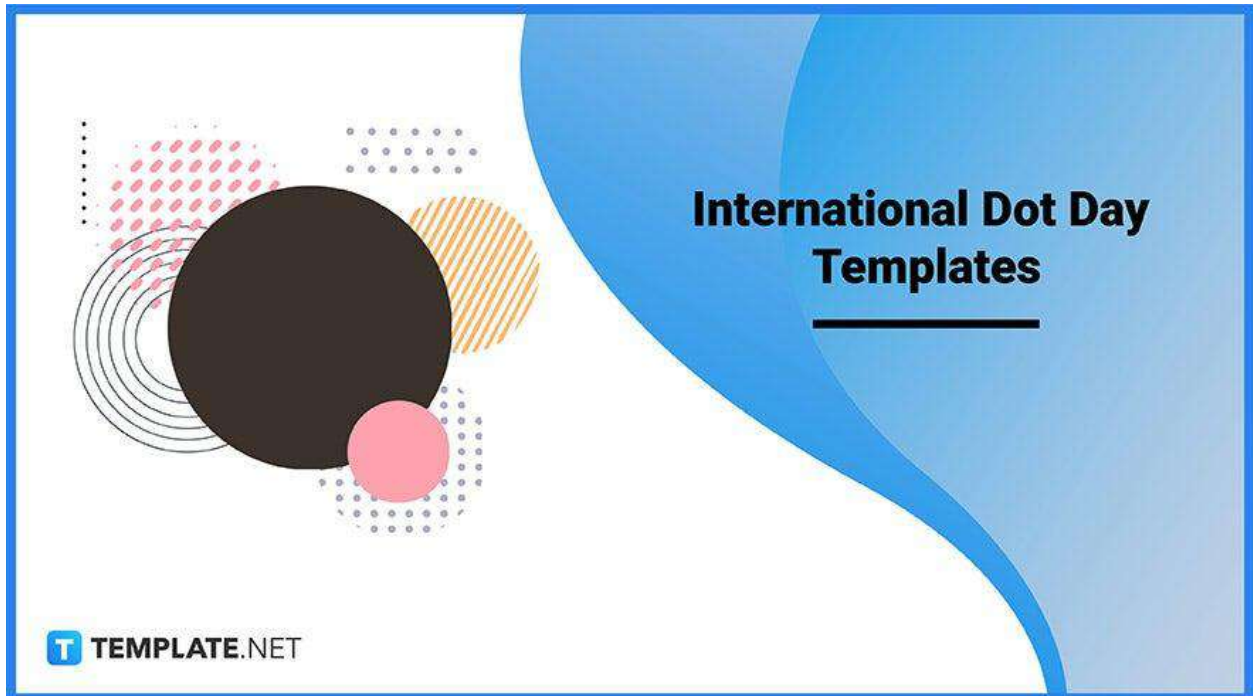


Table of Content

- [International Dot Day Definition and Meaning](#)
- [When Is International Dot Day?](#)
- [International Dot Day History](#)
- [International Dot Day Purpose, Importance](#)
- [What's on International Dot Day?](#)
- [How to Create an International Dot Day Social Media Post](#)
- [International Dot Day vs. World Book Day](#)
- [International Dot Day Ideas & Examples](#)
- [FAQs](#)

International Dot Day Definition and Meaning

International Dot Day is a global celebration promoting creativity, courage, and collaboration in kids and children, showing them the importance of inspiring and inviting others to do so.

The event aims for children and adults alike to join in a day of connecting, collaborating, and creating various artistic works through self-expression, including painting, writing lyrics, or covering songs.

When Is International Dot Day?

The International Dot Day celebration aims to prepare children and adults to fully express their creativity, courage, and collaborative skills and talents every September 15. This 2022, September 15, falls on a Thursday, and in the following year, 2023, the International Dot Day celebration happens on a Friday.

International Dot Day History

International Dot Day History goes back a couple of years ago through the introduction of the story, *The Dot*, by author Peter H. Reynolds written on September 15, 2003. Terry Shay, a teacher in Iowa, introduced the story to his class on September 15, 2009, coincidentally six years after the publication of the story, leading to the observance of International Dot Day yearly on September 15. Since its publication, *The Dot* story by Peter H. Reynolds has been translated into at least twenty languages and read throughout different educational institutions by students and adults through events worldwide.

International Dot Day Purpose, Importance

International Dot Day encourages students and individuals to get creative and inspire others to let inspiration guide them to craft beautiful and unique, and it offers a reason for individuals to perform in their unique ways without limiting themselves to expression.

Encourage Creativity

One of the main goals of celebrating International Dot Day is to celebrate people's creative prowess in various fields, including painting, drawing, and writing stories or songs. During this event, different people are encouraged to produce artwork, design, or craft purely from their imagination without feeling the need to hold themselves back on their ideas.

Foster Self-Expression

Different people express themselves diversely, with people enjoying painting and drawings while others prefer designing outfits using fabrics of different materials, both incorporating polka dot ideas. No matter the simplicity or complexity of the output, as long as the individual expresses how they feel and delivers something satisfying for them, that is what matters.

Dots are Symbolic

Coming from the story of Peter H. Reynolds, *The Dot*, the young protagonist, Vashti, was encouraged by her teacher to create a mark for her art project, producing a simple dot on her paper. The dot symbolizes something simple and leads to greater artwork in the future, representing nearly anything, with individuals starting their creative journeys through a simple dot on a piece of paper.

What's on International Dot Day?


Since the celebration of International Dot Day in 2011, over 26 million individuals and 200 countries have encouraged children and adults to craft and plan creative growth mindsets. During the celebration, classrooms can start activities of reading 'The Dot' to guide individuals on the journey towards self-discovery after one of their teachers challenges her to make a mark in the world. Aside from reading the book, individuals can also donate art supplies to support art programs to foster creativity and encourage students to develop artwork as a project.

How to Create an International Dot Day Social Media Post

Many volunteers and organizations celebrate International Dot Day to encourage students and adults to pursue their creativity, courage, and collaboration through different activities and events that allow them to practice self-expression. Invite people to join International Dot Day through media platforms with the use of [International Dot Day templates](#).

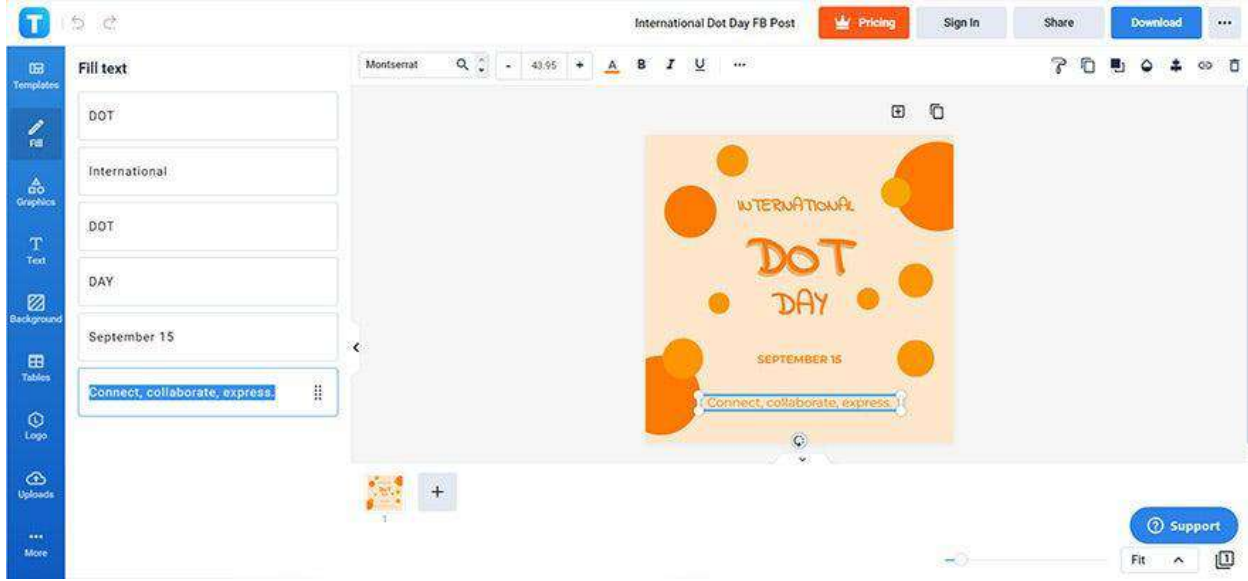
Facebook

1. Select an [International Dot Day FB Post](#) template.



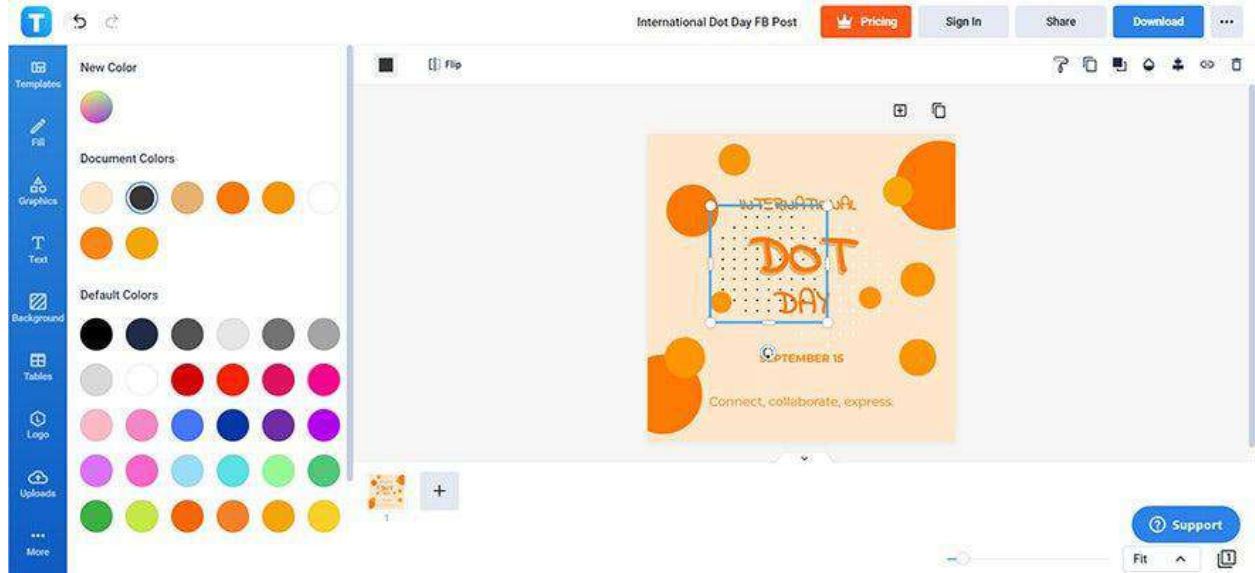
Choose from an array of graphic templates from Template.net to generate International Dot Day posts users can edit and download using third-party software or the website's editor tool. Navigate to the International Dot Day landing page for templates, select the Facebook template, then click the Edit This Template FREE button on the product page to open a new tab for the editor tool.

2. Develop inspirational messages to readers.



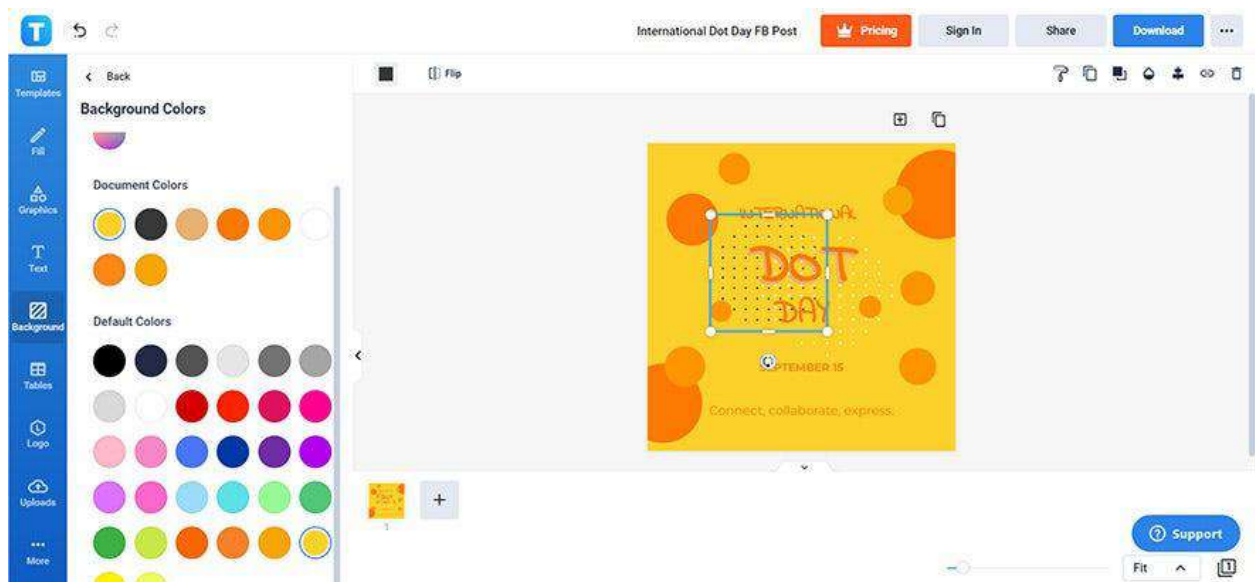
Write an inspirational message in the template before uploading it to a business's Facebook page or account. Deliver encouraging statements to readers, inserting them on template text boxes while changing the content of the selected text box through the Fill button from the editor panel.

3. Add different elements and designs.



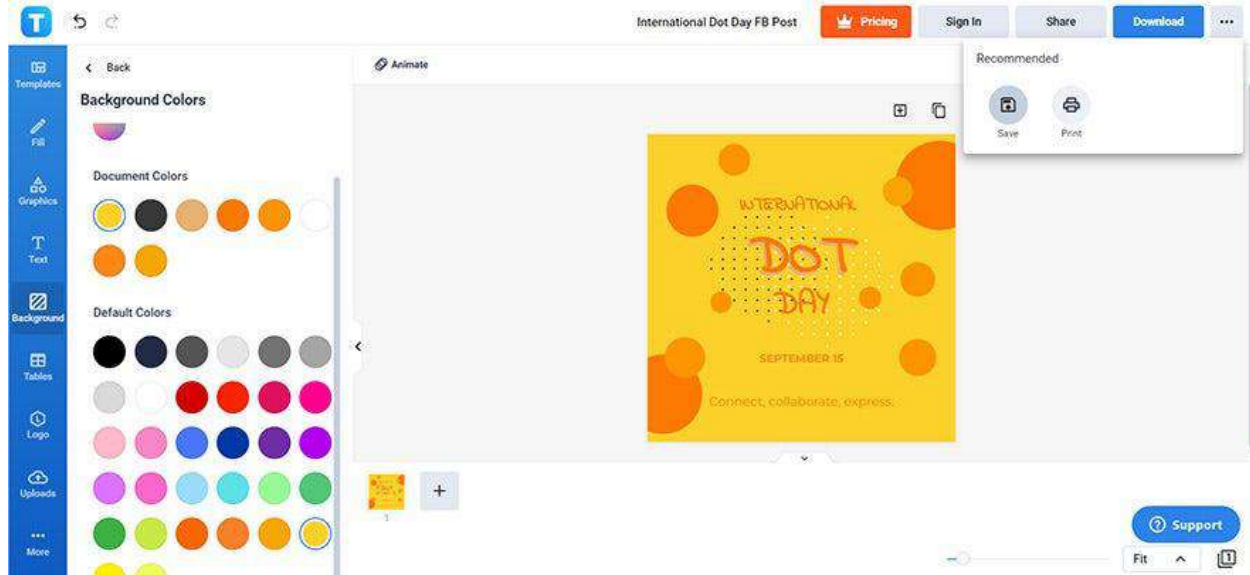
Construct a cheerful and encouraging post by inserting ClipArt symbols, vectors, and illustrations through the Graphics button from the editor panel. Browse the website's diverse collection of logos, shapes, or stickers in different file formats, inserting them into the template.

4. Compose an attractive background.



Set up the template's background or wallpaper by clicking the Background icon from the editor panel. Choose from solid color backgrounds, premade background gradients, frames, animated stock videos, and images from the Unsplash or Pixelbay websites.


5. Save and download the final Facebook post.



Save and download the Facebook template after selecting the ellipsis button on the top corner of the editor. Choose the Save icon from the dropdown menu to save the final template using a registered Template.net account.

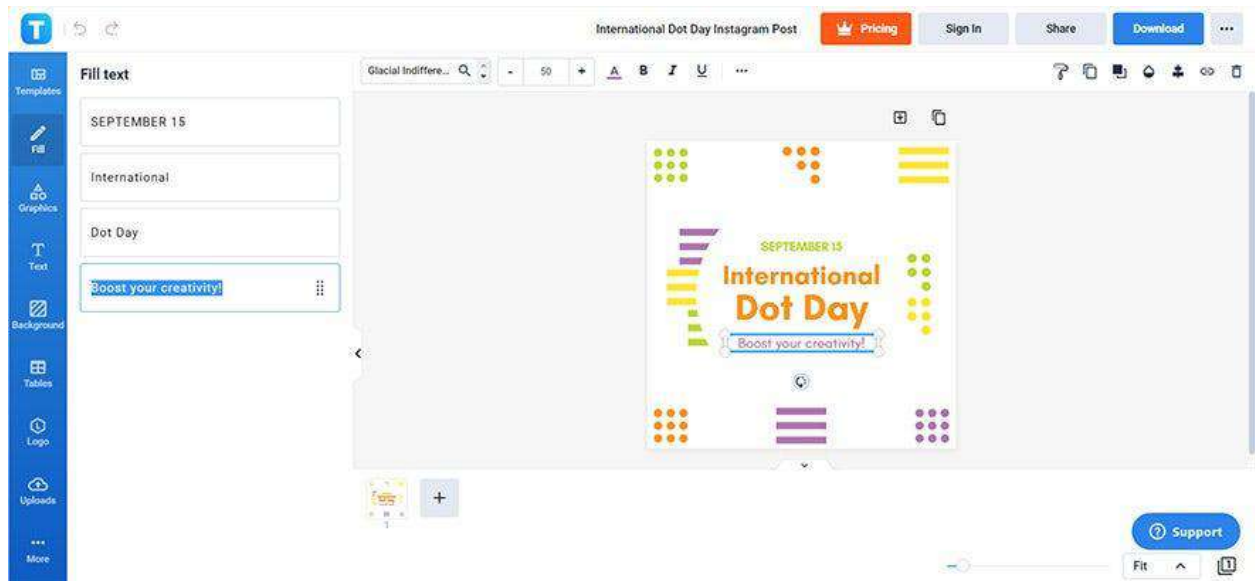
Instagram

1. Choose an [International Dot Day Instagram Post](#) template.



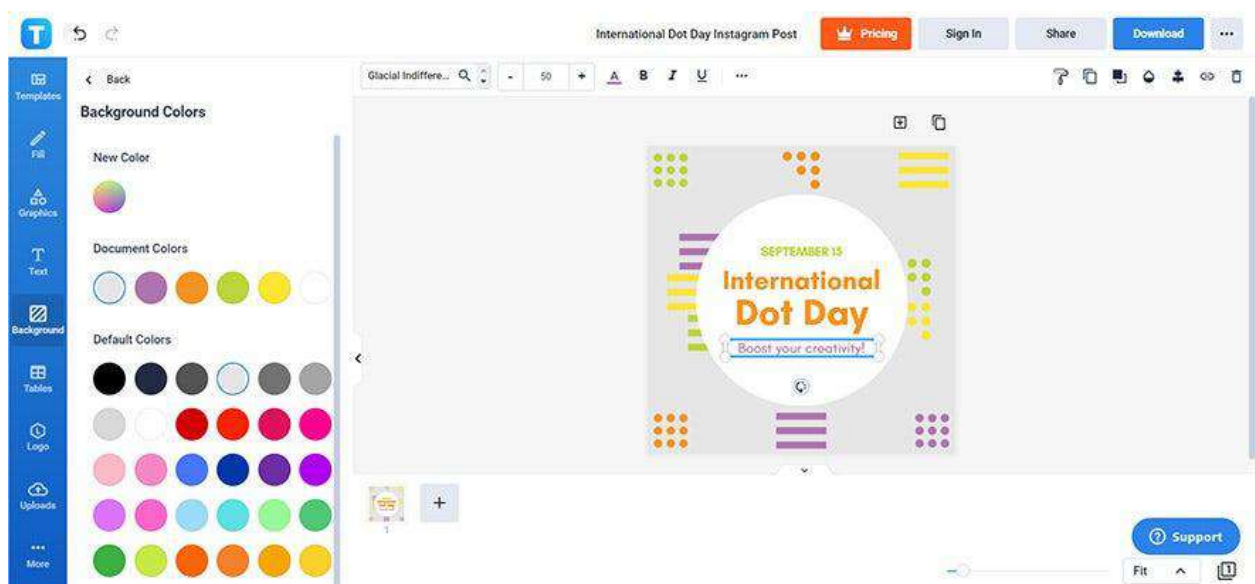
Select an Instagram template for an International Dot Day event from Template.net's graphic templates, accessing the editor tool from the device's web browser after clicking the Edit This Template FREE button on the page. The editor tool opens in a new tab, and the user can edit the template's content.

2. Dedicate a touching statement.



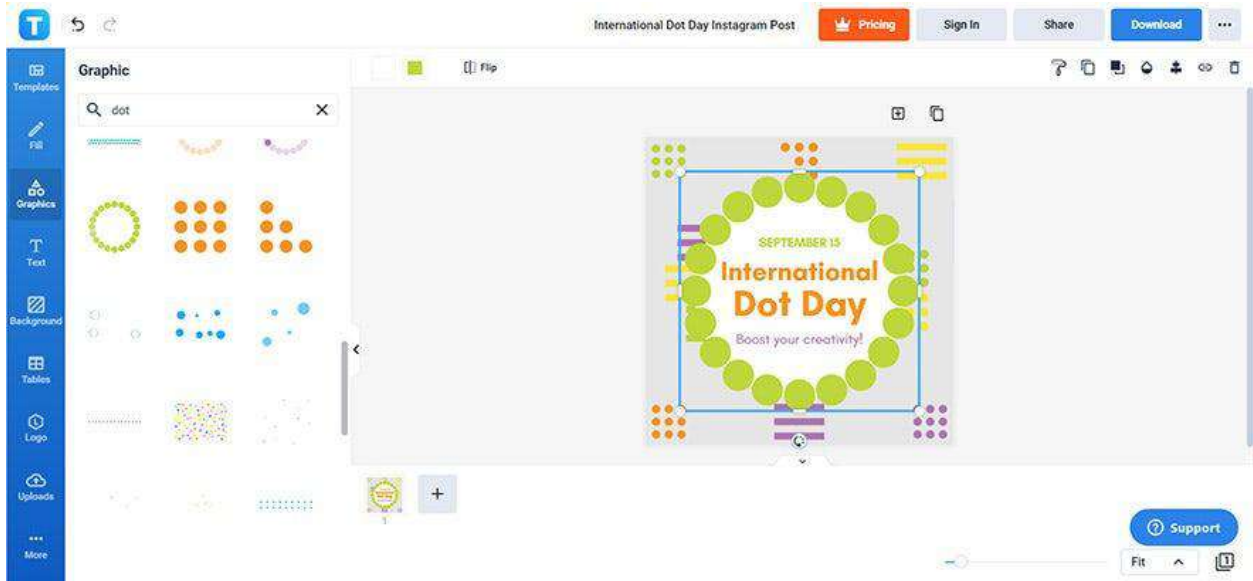
Individuals and organizations then construct inspiring messages for audiences by adding greetings and quotes from poems, books, or well-known personalities using text boxes. Open the text tool by selecting the Fill button on the editor panel.

3. Select the most ideal color or photo background.



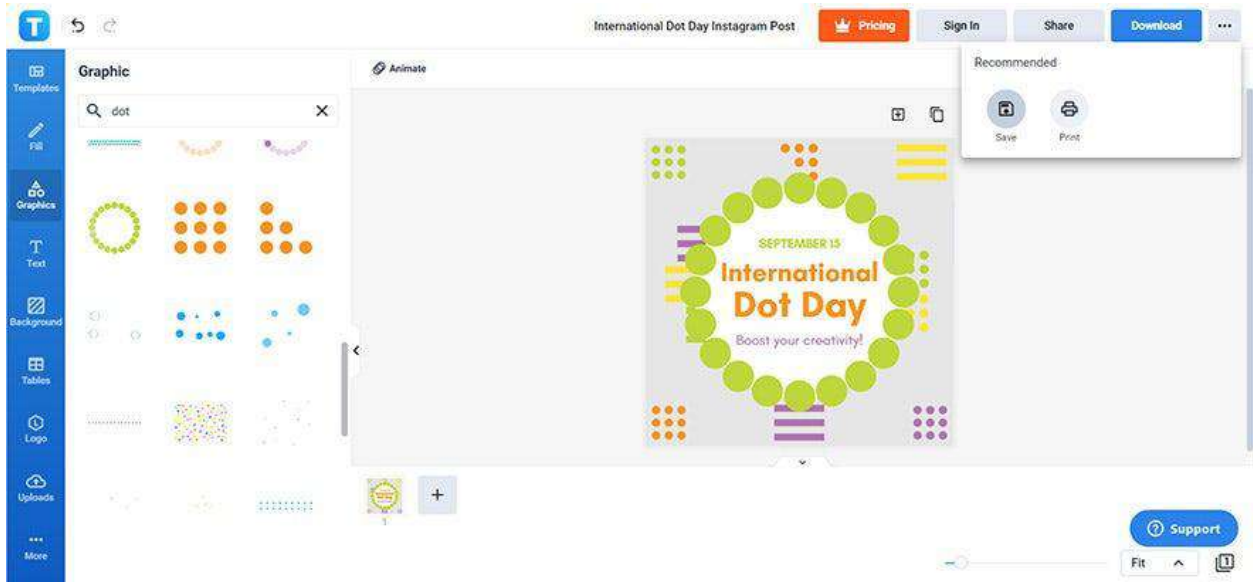
Change the template's background to suit the event's theme by clicking the Background button from the editor panel. Select a solid color from the available options and navigate the color picker, or choose from images, pictures, videos, frames, and gradients as background.

4. Insert simple yet meaningful designs.



Attract the attention of readers and audiences by inserting shapes, patterns, and other elements into the template. Click on the Graphics icon on the editor panel, browse cartoon prints, logos, and illustrations through the search bar, insert characters into the template, and modify the image.

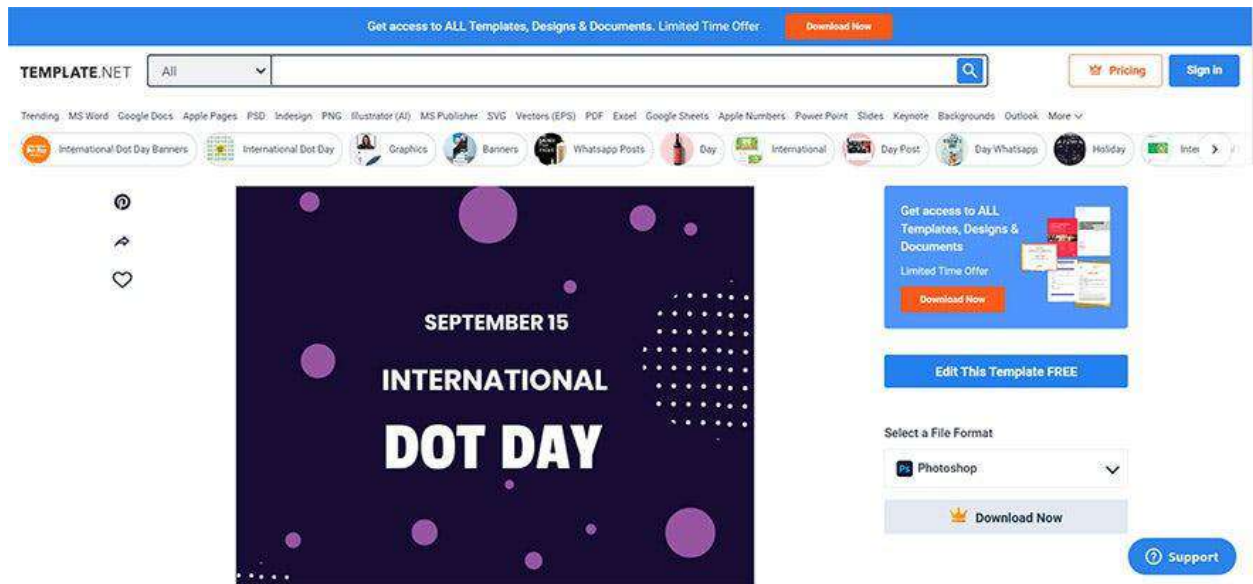
5. Finalize the edited Instagram post.



After final edits, save and download the Instagram template to the device by selecting the ellipsis button from the editor window. Click on the Save icon from the ellipsis menu to download the post.

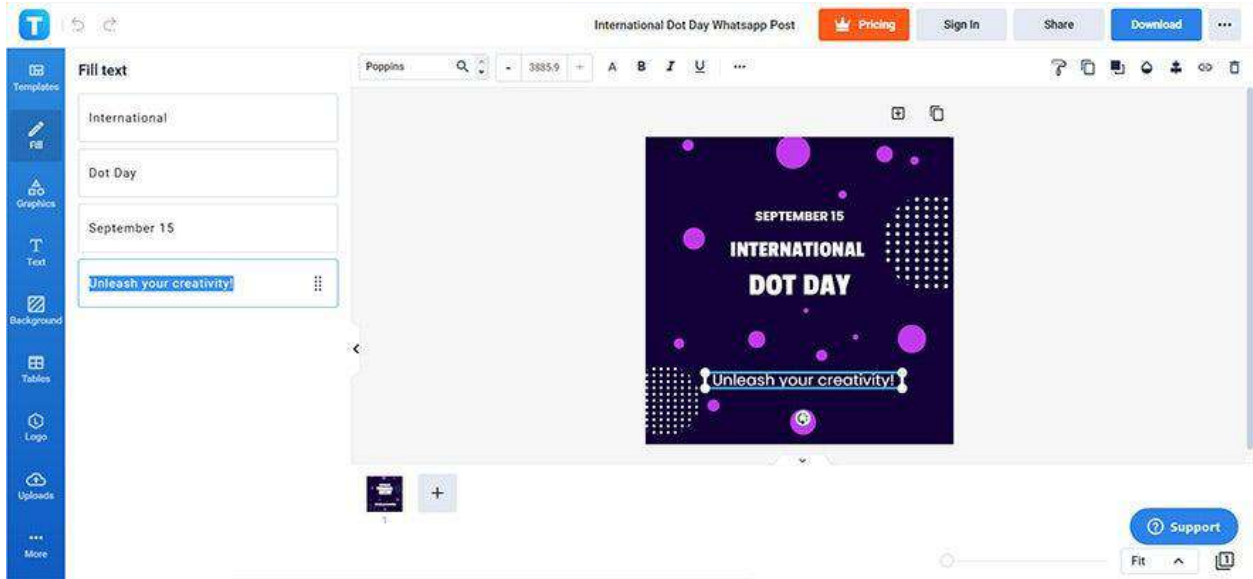
WhatsApp

1. Pick an [International Dot Day Whatsapp Post](#) template.



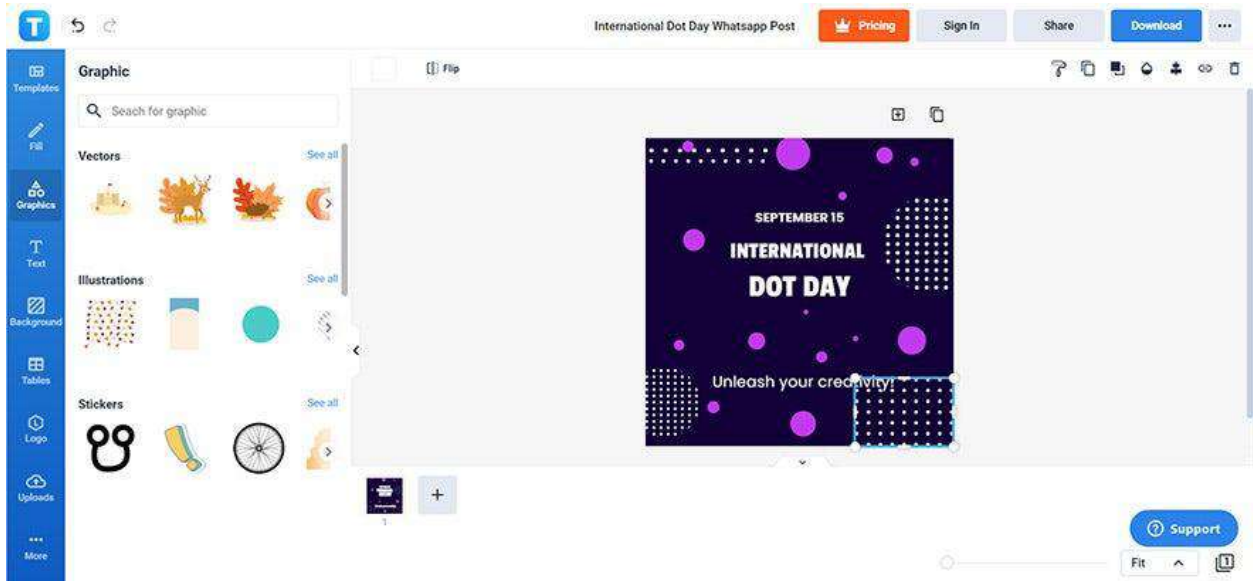
Search for an International Dot Day Whatsapp post template from Template.net's collection, browsing numerous graphic templates that users can personalize using the editor tool. Access the editor tool after selecting the Edit This Template FREE button from the template's product page.

2. Generate an International Dot Day greeting.



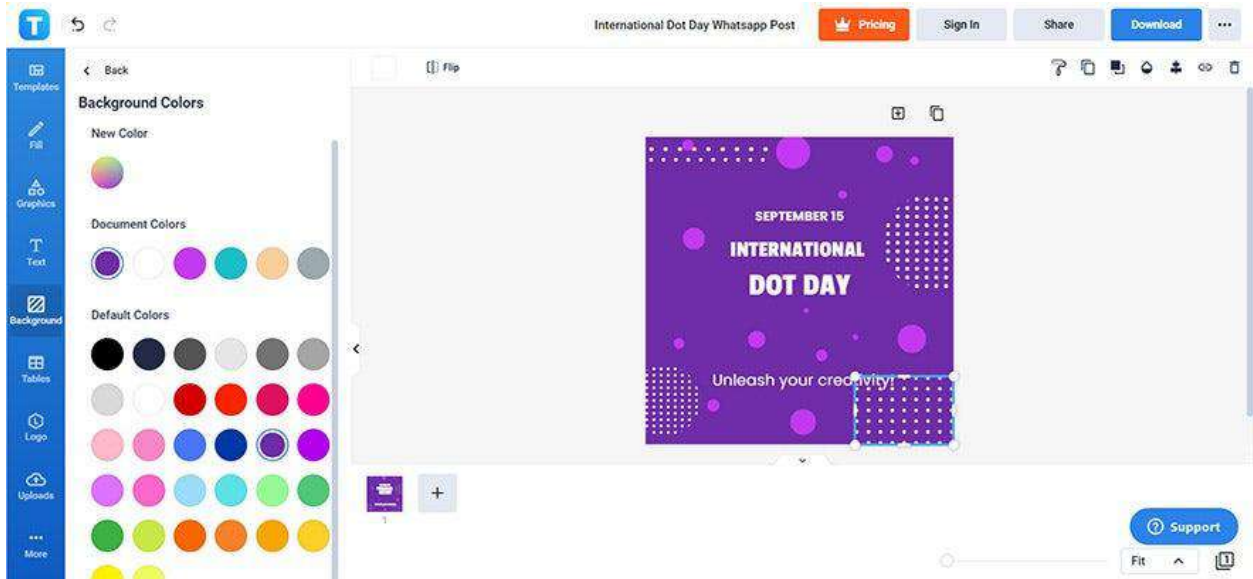
Construct a genuine International Dot Day post through an inspiring statement. Choose the Fill button from the editor tool, and alter the text in a selected or new text box, ensuring they are legible by editing the font style, color, and size.

3. Choose relevant elements and graphics for the holiday.



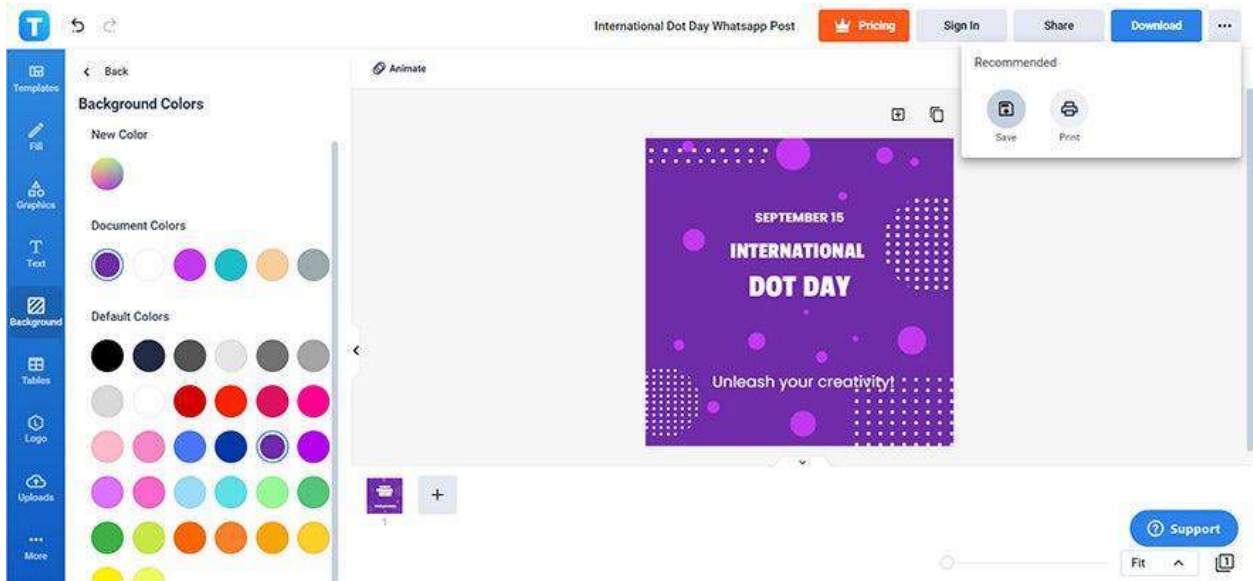
Add design elements, including icons, logos, and symbols to the template through the Graphics button, and type the keyword on the search bar to browse various graphics. Select various illustrations and components and combine them into the template.

4. Construct a simple yet powerful wallpaper.



Choose an appealing background color, image, or illustration from the Background button on the editor tool to access background options. Select the Color option and pick an appropriate color to complement other elements on the International Dot Day template.

5. Save your finished Whatsapp post.



After all the necessary changes, save and download the WhatsApp post to the device. Click the ellipsis button in the upper corner of the editor, then select the Save icon after logging in to a Template.net account.

International Dot Day vs. World Book Day

International Dot Day is a day for celebrating creativity, courage, and confidence in children and adults to express what they can do through the simplest gesture.


[World Book Day](#), on the other hand, celebrates the value of books and reading to communicate hope and promote literacy for social change, combat violence, and foster a culture of peace.

International Dot Day Ideas & Examples

International Dot Day is a celebration that serves as a medium for people to be creative and unique, promoting a collaborative environment for kindergarten and first graders. Different groups promote International Dot Day ideas, especially in schools, by organizing activities to increase students' confidence in trusting their abilities and skills, and promoting the occasion through various media channels.

Happy International Dot Day Illustration Ideas and Examples

Use a [Happy International Dot Day Illustration](#) for a school activity or event and share the value of creativity, courage, and confidence with students and people of all ages.



International Dot Day Banner Ideas and Examples

What better way to express uniqueness than with a colorful [International Dot Day Banner](#) that groups and institutions can use to design their bulletin boards to inform of the occasion?



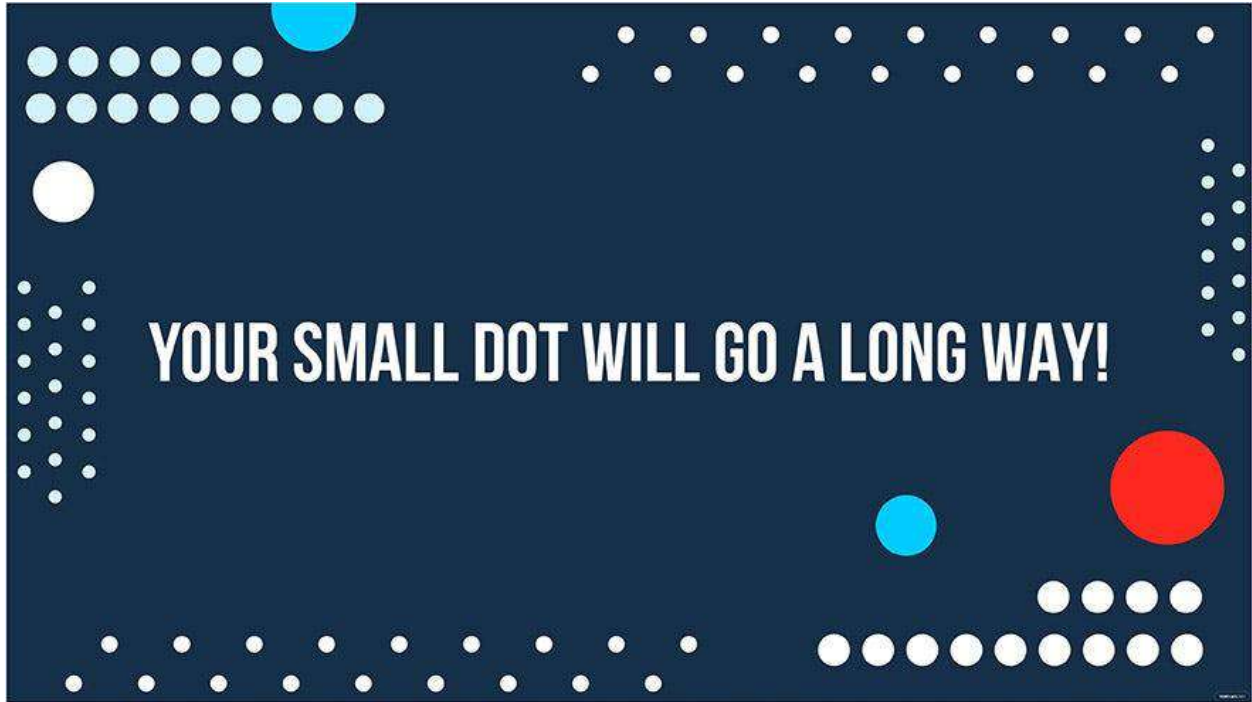
International Dot Day Flyer Vector Ideas and Examples

Promote the International Dot Day event through a simple yet meaningful [International Dot Day Flyer Vector](#) that participants can read through to learn more about the occasion.



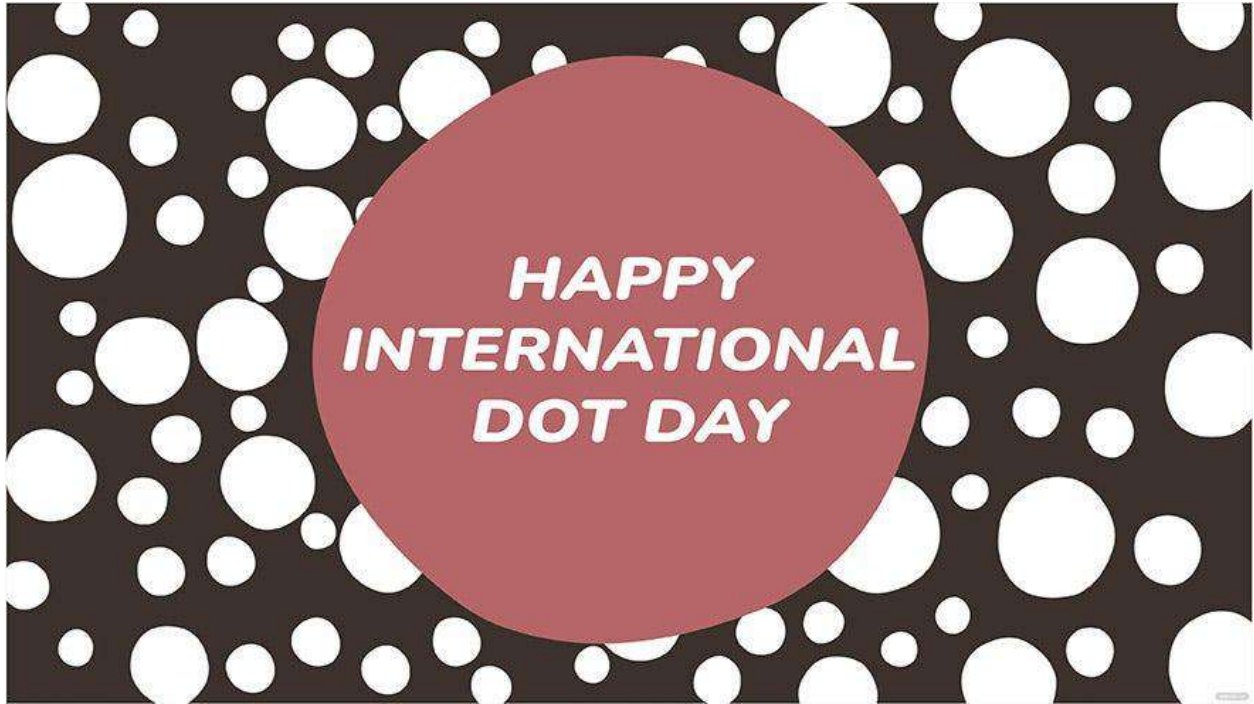
International Dot Day Greeting Card Background Ideas and Examples

Celebrate creativity and foster courage in children and individuals of all ages by placing a meaningful [International Dot Day Greeting Card Background](#) on an invitation card to hand out to a local community.



High Resolution International Dot Day Background Ideas and Examples

When making media posts online or offline, use a [High-Resolution International Dot Day Background](#) to ensure that students and teachers work collaboratively toward creativity and uniqueness.



International Dot Day Cartoon Vector Ideas and Examples

Use an [International Dot Day Cartoon Vector](#) as a background or a printable logo poster for International Dot Day activities and events to show the significance of creativity, courage, and confidence.



International Dot Day Drawing Vector Ideas and Examples

Get the creative juices flowing by developing an [International Dot Day Drawing Vector](#) similar to artwork to show that creativity is unique and that individuals have the freedom of expression.



International Dot Day Illustration Ideas and Examples

Develop an [International Dot Day Illustration](#) for different activities and events involving International Dot Day, celebrating each individual's creativity, courage, and confidence to express themselves without hesitation.




International Dot Day Website Banner Ideas and Examples

Get more people involved in the celebration of International Dot Day by displaying an [International Dot Day Website Banner](#) to redirect readers and visitors to different resources about the occasion.



International Dot Day Clipart Vector Ideas and Examples

Generate an [International Dot Day Clipart Vector](#) that individuals can add to flyers, worksheets, coloring books, or shirts to commemorate the event and raise funds for future International Dot Day projects.



FAQs

Why is there an International Dot Day?

International Dot Day celebrates creativity, collaboration, and courage for different age groups, encouraging everyone to fully express themselves.

Who started International Dot Day?

It was teacher Terry Shay that introduced the story *The Dot* to his students, starting the International Dot Day celebration.

What is the theme of International Dot Day?

The theme of International Dot Day centers around courage, creativity, and self-expression.

How do you celebrate Dot Day?

There are various ways for individuals to celebrate Dot Day, including donating art materials to schools, art centers, and programs.

What is Dot Day in school?

Dot Day in school represents a day of celebrating creativity and crafting art as an expression.

What should you wear on Dot Day?

During Dot Day, encourage individuals to wear polka dot clothing.

What is International Dot Day for kids?

During International Dot Day, encourage kids to read *The Dot* by Peter H. Reynolds.

What do you do on International Dot Day?

During International Dot Day, individuals can create different artistic output to express themselves.

Who illustrated the *Dot* by Peter Reynolds?

The illustrations on *The Dot* also come from the author, Peter H. Reynolds.

What is The Dot day story?

The Dot story talks about a girl named Vashti and how her teacher helped her see to create drawings with a single mark on paper; a dot.

What does Dot Day represent?

Dot Day represents people's creativity and self-expression, celebrating the courage in thinking outside the box. When was the first International Dot Day started?

When was the first International Dot Day started?

The first International Dot Day celebration is on September 15, 2009, following the classroom activity of teacher Terry Shay.

What are the values of International Dot Day?

The values that International Dot Day encourages in individuals are creativity and courage.

What is the significance of International Dot Day?

International Dot Day is significant because it inspires and motivates individuals to express their creativity and courage through different opportunities.