

# Illustration Sizes

Illustration sizes are important things to take note of before creating, presenting, and printing an illustration. Picking the right size is an essential step in ensuring the quality of an illustration and having it serve its purpose effectively, whether it's for personal use or business use.



## Illustration Sizes Standard

### 1004 x 650 pixels

Illustrations with 1004 x 650 pixels are among the smallest. Such illustrations are for small papers such as business cards, invitation cards, DL cards, and more. Some illustrations with 1004 x 650 pixels are company logos to be inserted in official company documents, brochures, flyers, pamphlets, voucher cards, and other printed/digital marketing material.

### 1169 x 2480 pixels

Illustrations to be inserted and printed on DL cards and other card-sized papers can have a resolution of 1169 x 2480 pixels. They can also be included as decorations on book covers,

posters, friendly letters, and invitation cards. The 1169 x 2480 resolution ensures a decent-quality illustration that catches the eye of the viewers.

## **3508 x 2480 pixels**

The 3508 x 2480 pixels resolution is the perfect choice of size for illustrations to be inserted or printed on A4 papers. The dimensions of this size are made for A4, either portrait or landscape. Illustrations with 3508 x 2480 pixels are large enough to be considered works of art that can stand on their own like a poster or a digital painting to be hung on walls as house decors.

## **9949 x 23662 pixels**

The 9949 x 23662 pixels resolution is one of the largest possible sizes for digitally-made illustrations. Illustrations with this resolution are perfect to be inserted and printed on banners and standees. They're very crystal clear and undeniably sharp-looking images, and because of their high resolution, their file sizes are way larger than most image files.

# **Illustration Sizes for Digital**

## **Facebook**

Facebook users have a very keen eye when it comes to assessing the quality of shared images. That said, it's important to know the proper pixel resolutions for uploading illustrations to Facebook. Portrait illustrations should have at least 630 x 1200 pixels, landscape illustrations should have 1200 x 630 pixels, and illustrations to be used as profile cover photos must have 851 x 315 pixels.

# Facebook

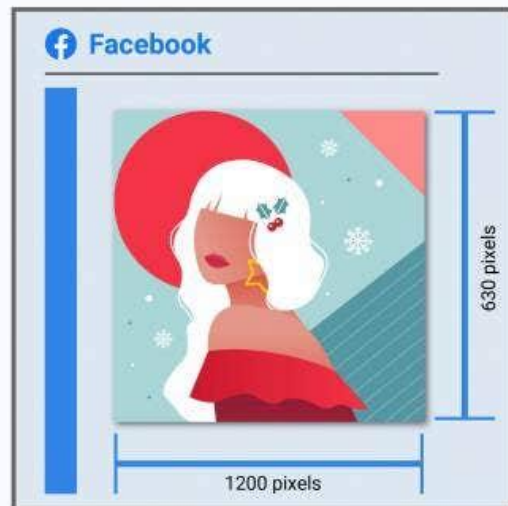
---



**Profile Cover Photos**



**Portrait Illustration**



**Landscape Illustrations**

## Instagram

If there's a social media platform where image quality is such a big deal, that's Instagram. On Instagram, your illustrations must have 1080 x 566 pixels in landscape orientation, 1080 x 1350 in portrait orientation, and 1080 x 1920 pixels if they're to be uploaded as Instagram

stories. You need to follow those standard pixel resolutions to ensure your illustrations are Instagram-worthy.

# Instagram



**Instagram Stories**



**Portrait Orientation**



**Landscape Orientation**

# Twitter

Twitter is also a great social media platform to share illustrations as Tweets. Any image uploaded to Twitter must have at least 1024 x 512 pixels for an optimized quality that looks great both on desktop and mobile screens. But for illustrations to be uploaded as Twitter cover photos, you need to give them 1500 x 500 pixels resolution.

## Twitter

---



### Desktop & Mobile Screen



### Twitter Cover Photos

# LinkedIn

On LinkedIn, your illustrations must be uploaded with 1200 x 627 pixels in landscape or 627 x 1200 pixels in portrait. If they're to be used as cover photos, make sure they have 1128 x 191 pixels. It's important to have quality photos on your LinkedIn profile since it's a platform full of professionals who have a taste for professional-level qualities.

## LinkedIn

---



**Cover Photos**



**Landscape**

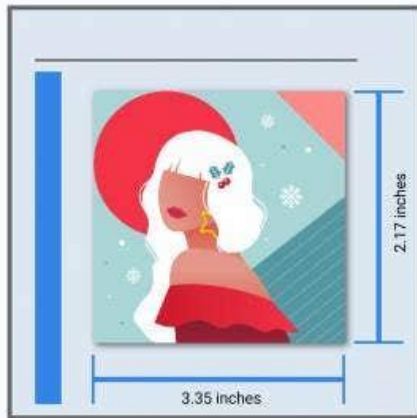


**Portrait**

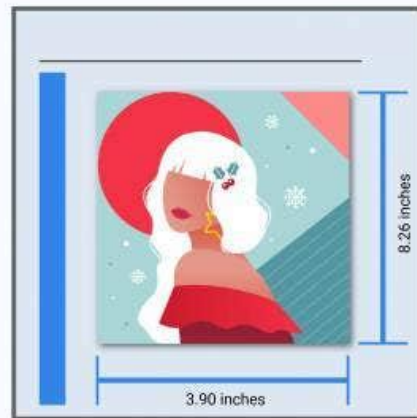
## **Illustration Sizes for Print**

The look and feel of a digital illustration could be different once it's printed. For illustrations with 1004 x 650 pixels, the best size is 3.35 inches x 2.17 inches (85 mm x 55 mm; 8.5 cm x 5.5 cm); for those with 1169 x 2480 pixels, the appropriate size is 3.90 inches x 8.26 inches (99 mm x 210 mm; 9.9 cm x 21 cm); those with 3508 x 2480 pixels, the right size is 11.69 inches x 8.26 inches (297 mm x 210 mm; 29.7 cm x 21 cm); and those with 9949 x 23662 pixels, the perfect size is 31.50 inches x 78.7 inches (800 mm x 2000 mm; 80 cm x 200 cm).

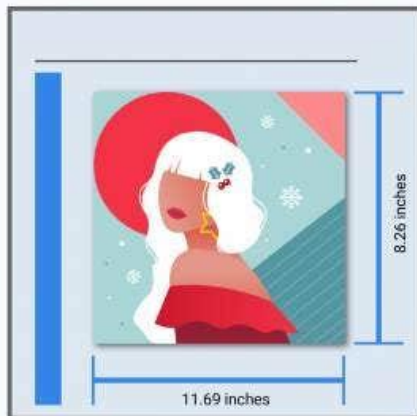
## Illustration Sizes for Print




**1004 x 650 pixels**



**1169 x 2480 pixels**



**3508 x 2480 pixels**



**9949 x 23662 pixels**



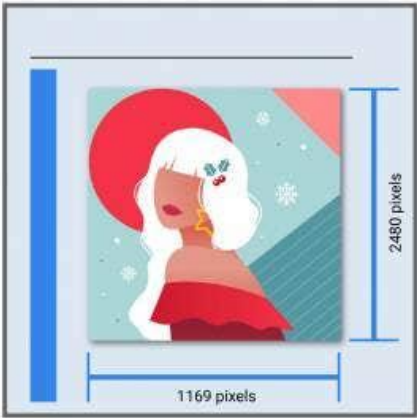

## Illustration Sizes for Business

For illustrations to be used for business purposes, you can follow the standard sizes of 1004 x 650 pixels, 1169 x 2480 pixels, 3508 x 2480 pixels, and 9949 x 23662 pixels. They're among the most suitable sizes for business promotion illustrations. And for print sizes, you



can choose from 3.35 inches x 2.17 inches, 3.90 inches x 8.26 inches, 11.69 inches x 8.26 inches, and 31.50 inches x 78.7 inches.

# Illustration Sizes for Business



# Illustration Sizes for Adobe Photoshop

In Adobe Photoshop, the recommended size for your illustration canvas is 2000 x 1200 pixels. This will ensure good quality for the entire frame of your illustration on screens. But if it's for print, your canvas should be 3300 x 2550 pixels.

## Illustration Sizes for Adobe Photoshop



Illustration Canvas

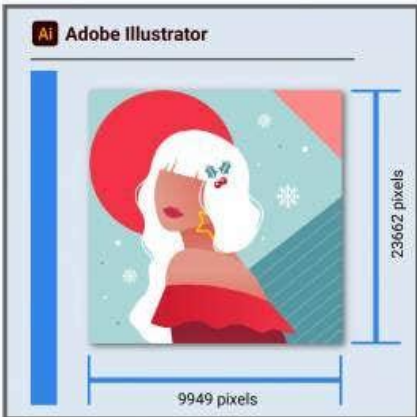
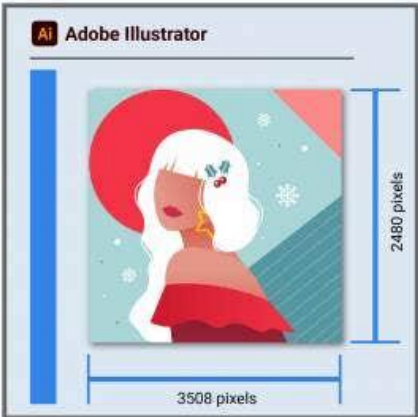
Print



# Illustration Sizes for Adobe Illustrator

In Adobe Illustrator, you're free to choose a size for your illustration. You may set them in standard sizes such as 1004 x 650 pixels, 1169 x 2480 pixels, 3508 x 2480 pixels, and 9949 x 23662 pixels. Simply choose a size that can cater to the scope of your illustration.

## Illustration Sizes for Adobe Illustrator



## **Illustration Sizes FAQs**

### **How do I make my illustrations more interesting?**

You can make your illustrations more interesting by giving them a unique personality; you can do that by giving them an interesting color and inserting appealing effects.

### **Can illustrations contribute to a story?**

Yes, illustrations can contribute to a story in many ways; for one, they give the readers a clearer picture of what the story is trying to describe.

### **Are personal illustrations worth sharing on social media?**

Yes, your personal illustrations are worth sharing on social media to showcase your talent and delight your friends with your splendid works of digital art.

### **What are other types of illustrations?**

Aside from digital illustrations, there are also pencil illustrations, block illustrations, charcoal illustrations, ink illustrations, and woodcut illustrations.

### **What are the pillars of a good illustration?**

The four pillars of a good illustration are informative, conceptual, decorative, and narrative.

### **What are the advantages of using illustrations?**

The advantage of using illustrations are the following: written information will be easier to understand, readers will be kept engaged, and the book/article/blog will have more personality.

## **What are the best sizes for poster illustrations?**

The best sizes for poster illustrations are A2 paper, A3 paper, and A4 paper.

## **Are there animated illustrations?**

Yes, animated illustrations are a thing and most of them are in GIF format.

## **Is a painting an illustration?**

Yes, a painting is an illustration depicting an image of something just like photography pictures and digital drawings.

## **How many pixels does a billboard illustration have?**

A board illustration can have 16383 pixels or more.