

Durga Puja is a grand festival in Hinduism with a very rich history and significance in Hindu culture. It's a beautiful celebration observed in honor of the goddess Durga and her achievements and function as a deity.

Durga Puja Definition & Meaning

Durga Puja is a 10-day Hindu festival that mainly celebrates the goddess Durga's triumph against the evil demon king Mahishasura.

Durga Puja, also called Sharodotsava or Durgotsava, is a major annual religious event in Hindu society that celebrates the goddess Durga's victory and greatness.

When Is Durga Puja?

Durga Puja is celebrated every year for 10 days in the Hindu month of Ashvina which corresponds with the months of September and October in the Gregorian calendar. In 2022, the first half of Durga Puja starts on September 30 and ends on the night of October 1, then the second half of the festival starts on October 1 (Maha Shashti) and ends on October 5 (Vijayadashami).

Durga Puja History

Durga is one of the major deities in Hinduism. Her background and origin are unclear, but it's strongly believed that she slayed the demon king Mahishasura riding a tiger. Durga's victory earned her the name Mahishasuramardini which means "The Killer of Mahishasura." Historical records indicate that Durga Puja festivities have been sponsored by royalties and rich families since the 16th Century. There is also some evidence that a version of Durga Puja was celebrated by Jains in the 11th and 12th Centuries. Over the centuries and decades, the festival has been celebrated by Indians, Bengalis, and other nationalities practicing Hinduism.

Durga Puja Purpose, Importance

Durga Puja is on UNESCO's Intangible Cultural Heritage (ICH) list since December of 2021 and rightfully so. Its purpose, importance, and impact on Hinduism are things to be admired not just by the Hindus but also by people around the world.

Celebrate Durga's Victory

Durga's victory against Mahishasura is a classic tale of good prevailing over evil. In many cultural traditions, such tales are celebrated and Durga's story is no exception. Ancient and modern Hindus commemorate her victory and regard her as a beacon of good, hope, and light in the darkness.

Worship Durga

Throughout the 10-day festival of Durga Puja, especially the second half, the Hindus offer prayers, offer gifts, and perform rituals worshipping Durga. Other Hindu deities are also honored and worshiped throughout the celebrations such as Lakshmi, Ganesha, Saraswati, and Kartikeya.

Pray for Salvation and Purity

Durga is believed to grant peace of mind through positive energy which helps an individual attain salvation and purity. The Hindus regard her as a mother goddess of protection, strength, creation, and life; she's like a patron saint of those elements. They believe she embraces those who yearn for her motherly care. So on Durga Puja, they pray to her wholeheartedly for salvation and purity.

What's in Durga Puja?

During the 10-day Durga Puja celebrations, the streets of Hindu towns and cities will be brightened by lights and full of Durga devotees. There'll be singing performances of religious songs, dance performances, rituals, processions, and more. Houses will be decorated with pandals, idols, and other decorations in theme with the festival.

How to Create a Durga Puja Social Media Post

One simple way to partake in the Durga Puja festival is to share all about it on social media. A creative full HD Durga Puja social media post should do the trick to impress your friends and followers.

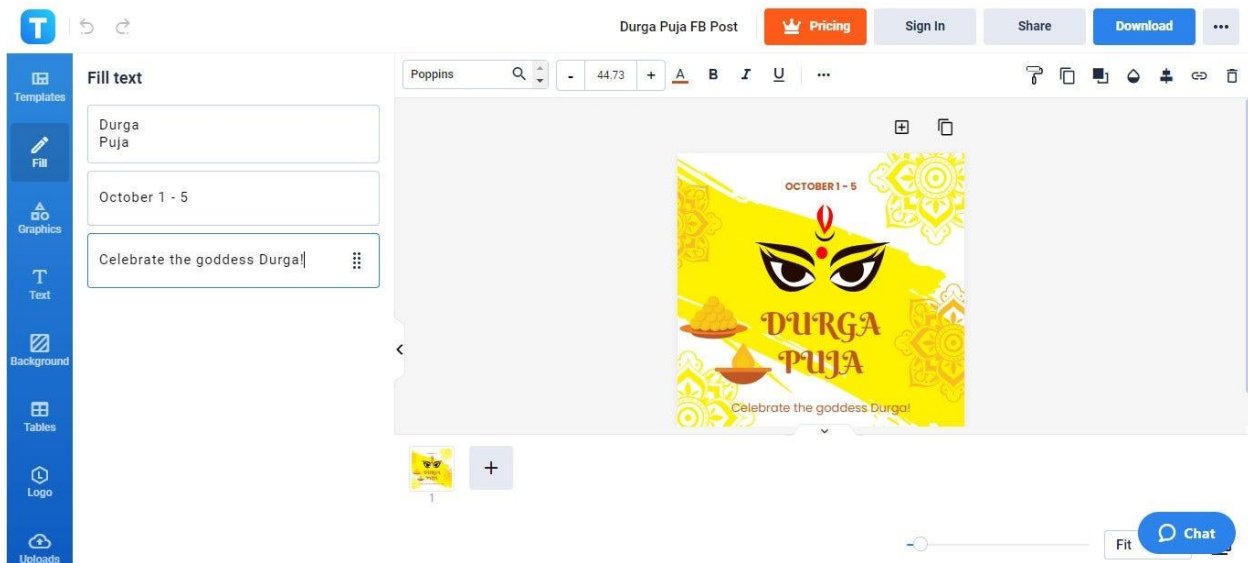
Facebook

1. Choose the [Durga Puja FB Post](#) as your template.



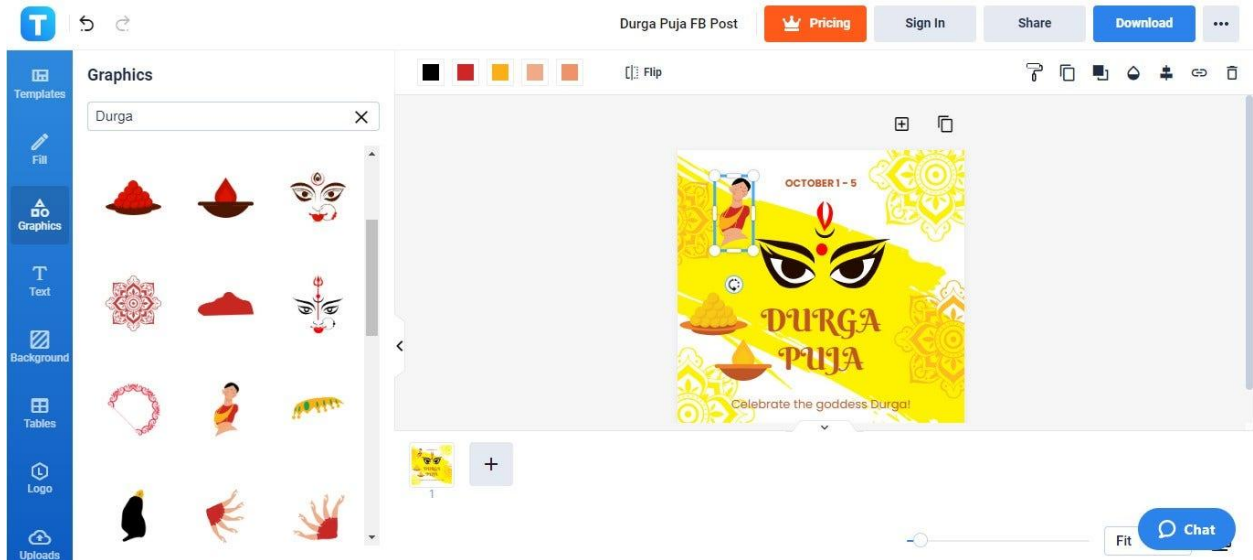
The Durga Puja FB Post has a design and layout arranged to look good on Facebook timelines. It's a template that you can easily edit in our Editor tool. Open its web page and click the "Edit This Template FREE" button to start customizing it.

2. Customize the text of the Durga Puja FB template.



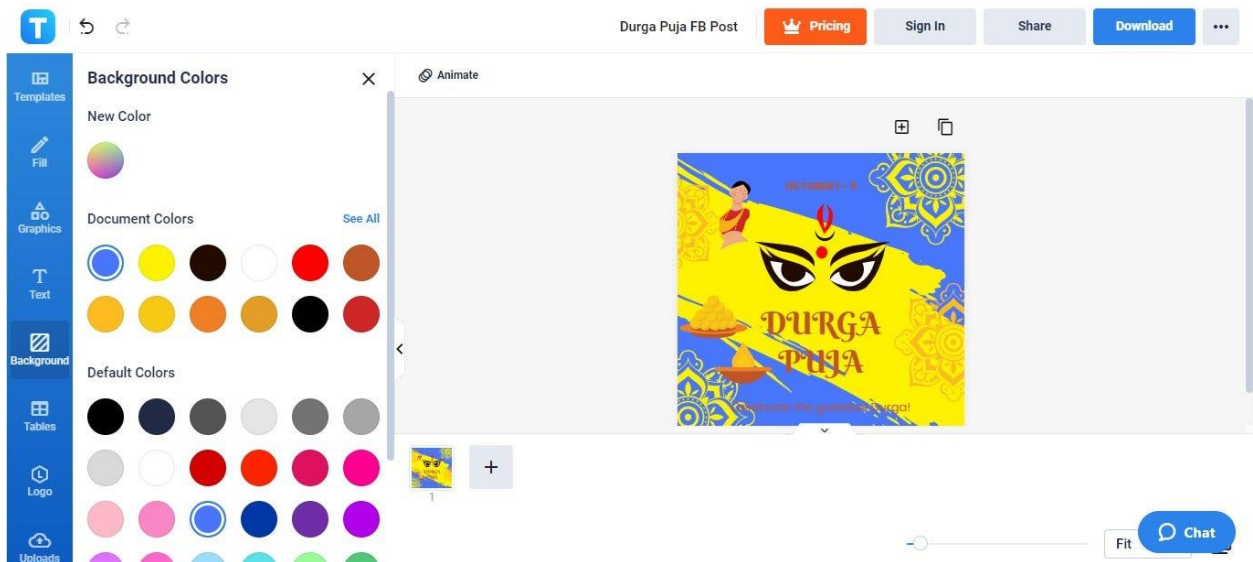
You can customize the text of the Durga Puja FB template. Go to the Fill tab of the Editor tool. In the Fill Tab, you can write your own Durga Puja greeting on the third Fill Text box and indicate this year's Durga Puja dates in the second Fill Text box. Once you've written them, you can try on other font styles for the text on the toolbar.

3. Insert Durga digital drawings.



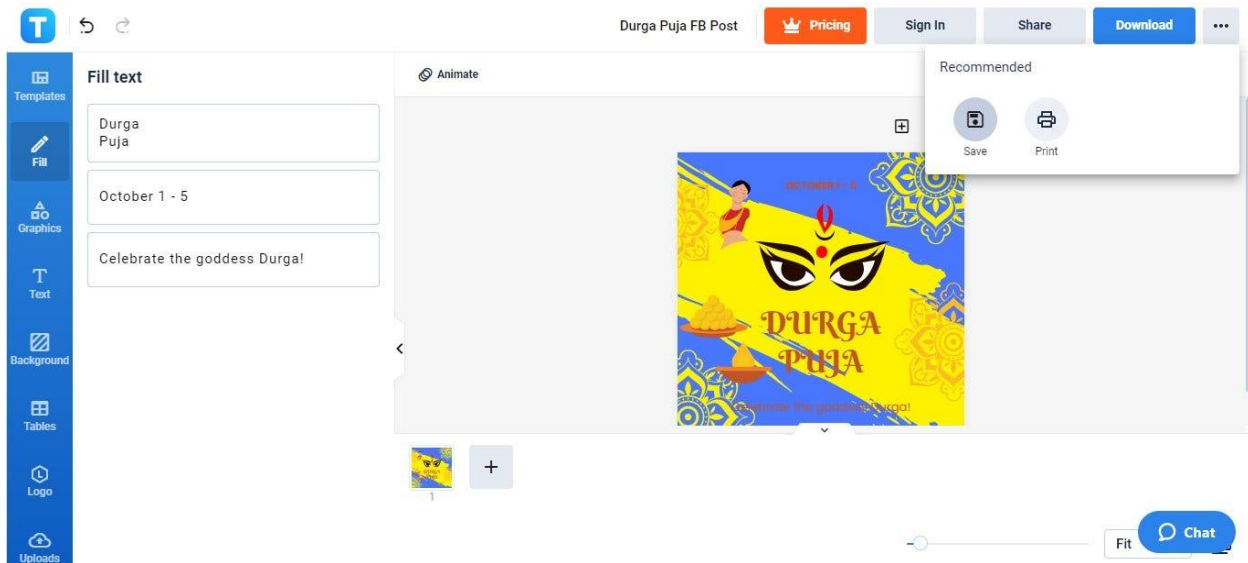
Durga digital drawings are plentiful in the Editor tool. You can find them in the Graphics tab by typing "Durga" in the search box. All of the drawings are true works of art. You may insert one or more by dragging and dropping them into the post template. Once inserted, you may adjust their size and move them to a better position.

4. Explore the available background colors.



You may choose any background color for your Durga FB Post. The Editor tool offers many. Just head to its Background tab. In the Background tab, go to the Colors section and click the "See All" option to see more colors. Simply click the color that you like; immediately, it will apply as the FB post's background.


5. Select Save to keep a copy of your edited Durga Puja FB template.



After setting up all the visual elements, make sure to save your edited Durga Puja FB template. You can find the Save button by selecting the button (the one with a three-dotted icon) in the upper right corner of the Editor page. Keep your edited template and upload it to Facebook officially as your Durga Puja FB post once the festival starts.

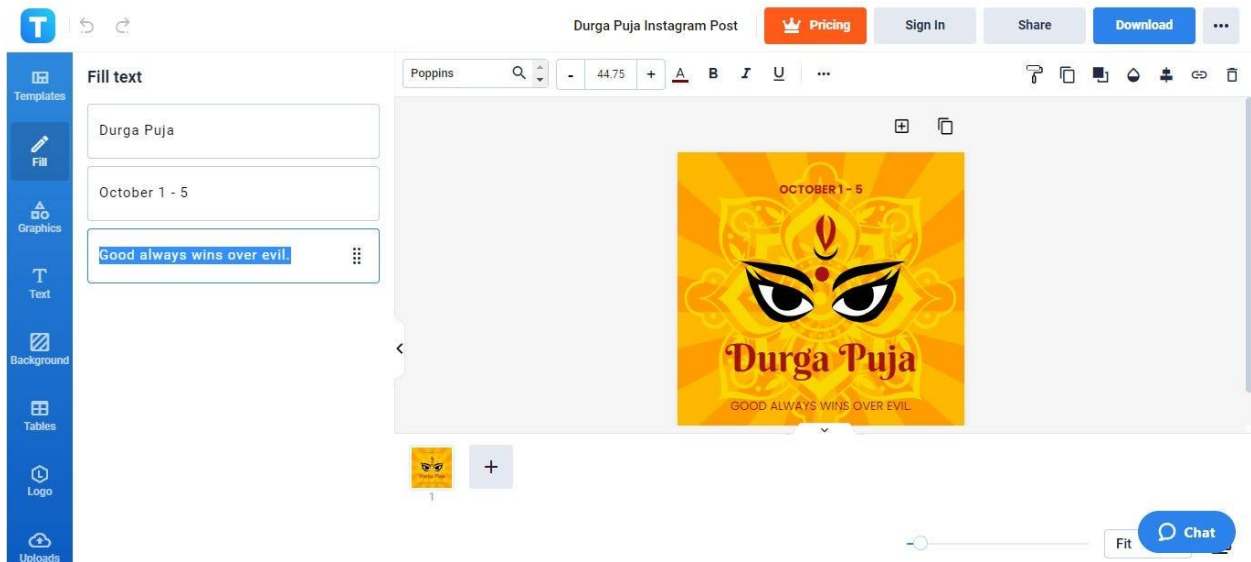
Instagram

1. Select and open the [Durga Puja Instagram Post Template](#).



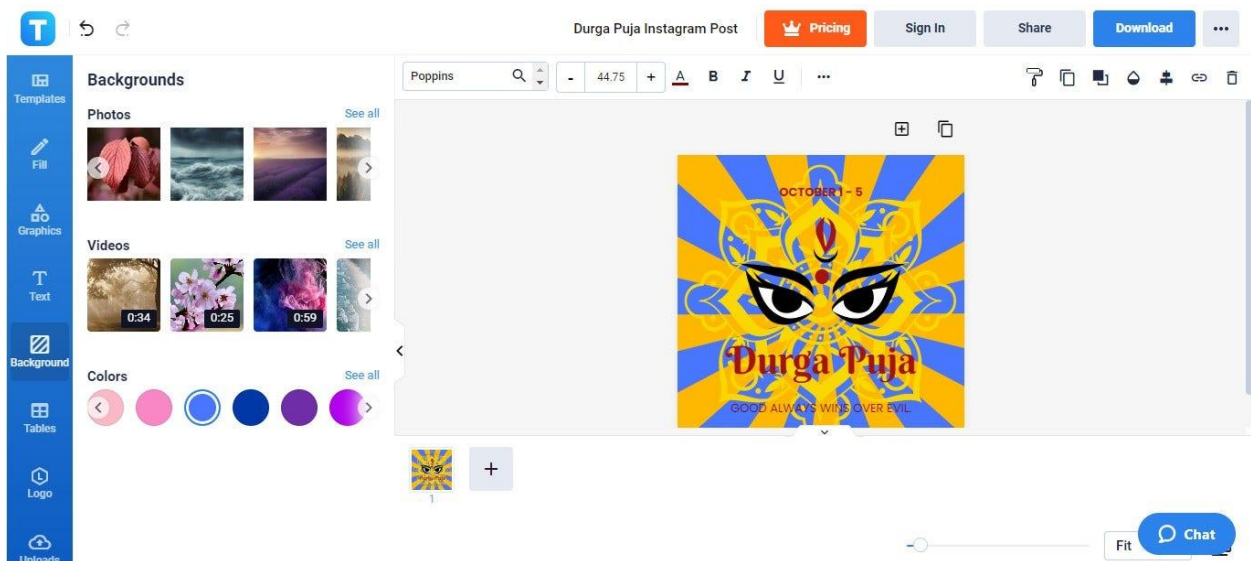
Use the Durga Puja Instagram Post as your template. Visit its web page and select the "Edit This Template FREE" button to open it in the Editor tool. This template's text and background are customizable and adjustable.

2. Write your Durga Puja mantra.




You can write your own Durga Puja slogan, message, or wishes on the template. How? Go to the Fill tab and write it in the third Fill Text box. As much as possible, limit it to one line only. And also, make sure to indicate the dates of this year's Durga Puja festivities in the second Fill Text box. Look up your calendar to get the dates right.

3. Personalize the background of the Durga Puja Instagram template.



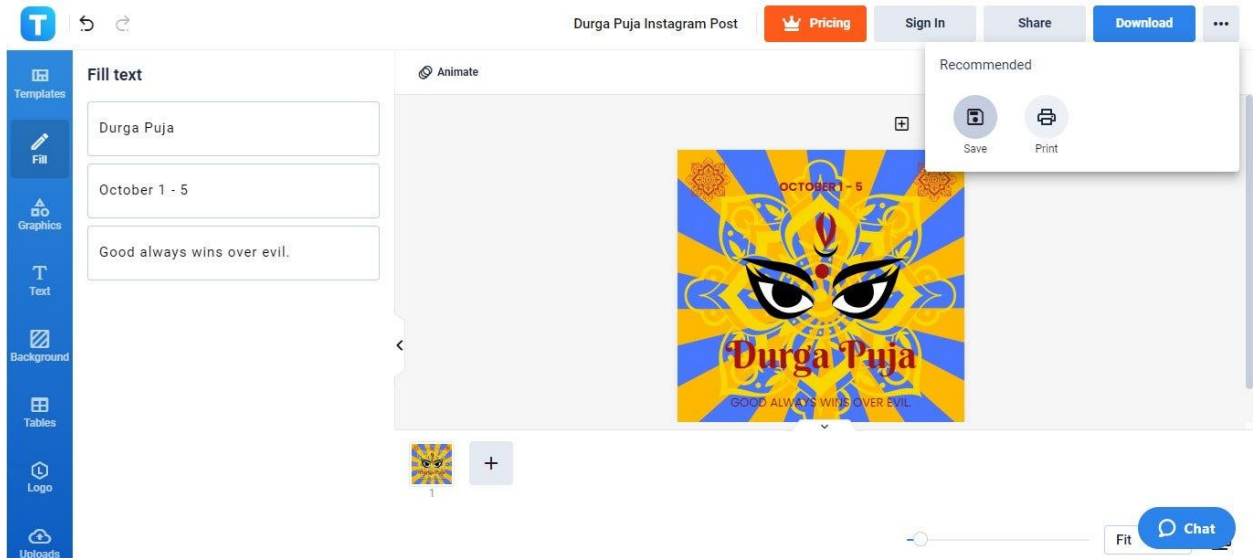
The Durga Puja Instagram template's background is a playground for creativeness. You can change its color or set up background images or wallpapers captured with expert photography skills. To do that, access the Background tab of the Editor tool. Go to the Colors section to select a background color or the Photos section to set up a background image. It's up to your creative preferences.

4. Insert Durga clipart.



Durga graphics are available in the Editor tool's Graphics tab. You may choose which of them to insert in the Instagram post. They can help make your post look more Instagrammable. So in the Graphics tab, type "Durga" in the search box to find the Durga graphics. Click and drag the ones you like into the template.

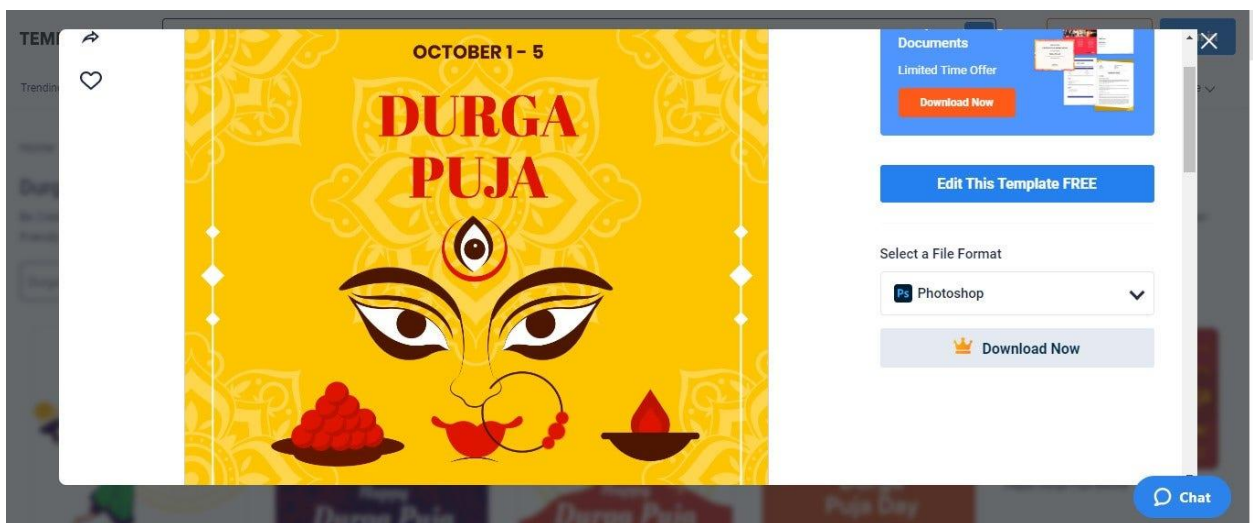
5. Save a copy of your customized Durga Puja Instagram post template.



All your progress will be for nothing if you forget to save a copy of the edited template. So make sure to select Save and keep your copy of the template. Then on the day the festival starts, you may upload it as your Durga Puja post on Instagram.

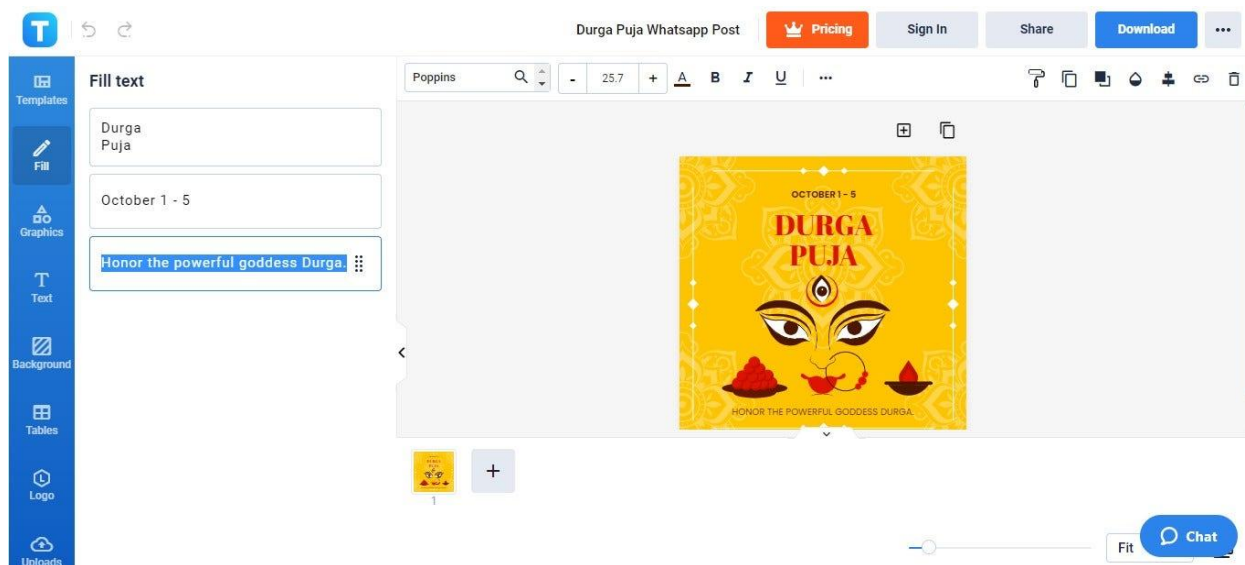
Whatsapp

1. Use the template [Durga Puja Whatsapp Post](#).



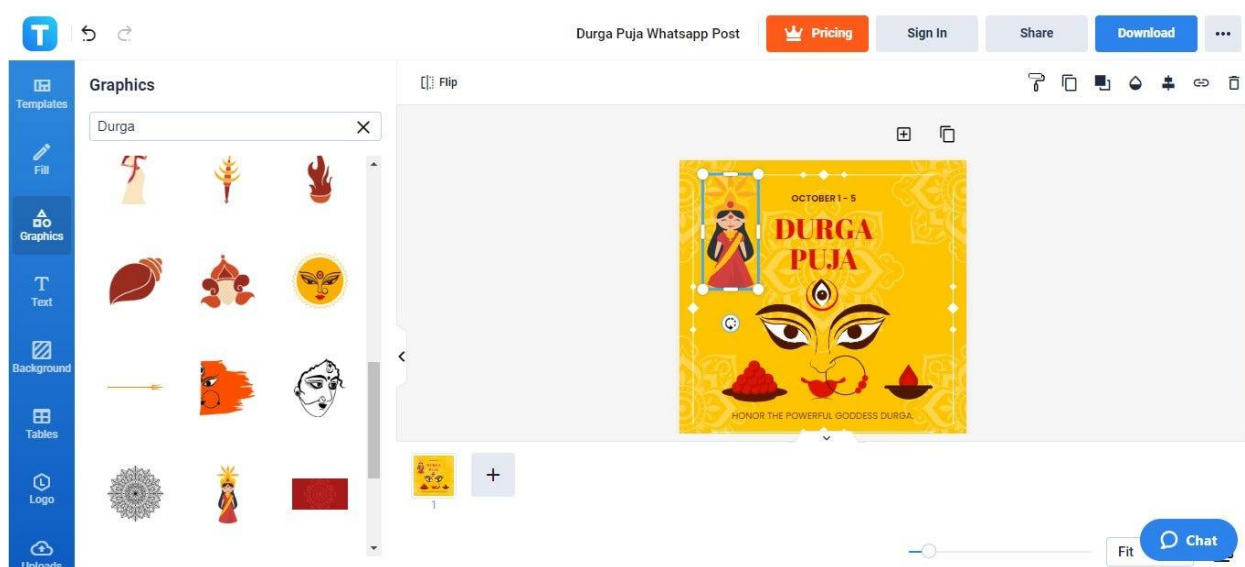
The Durga Puja Whatsapp Post is the perfect template to start creating your post. It already has a complete design that you can just easily customize in the Editor tool. So visit its web page and click the button with the "Edit This Template Free" text. Doing so will bring you to the Editor page with the Durga Puja Whatsapp Post opened and ripe for customization.

2. Type in your powerful Durga Puja message.



Your Durga Puja message is the heart of your Whatsapp celebration post. You may write your message on the third Fill Text box in the Fill tab. Keep your Durga Puja message short and simple. One line with less than six words will do. The dates in the second Fill Text box are editable, too. Change them to the correct dates of this year's Durga Puja festivities.

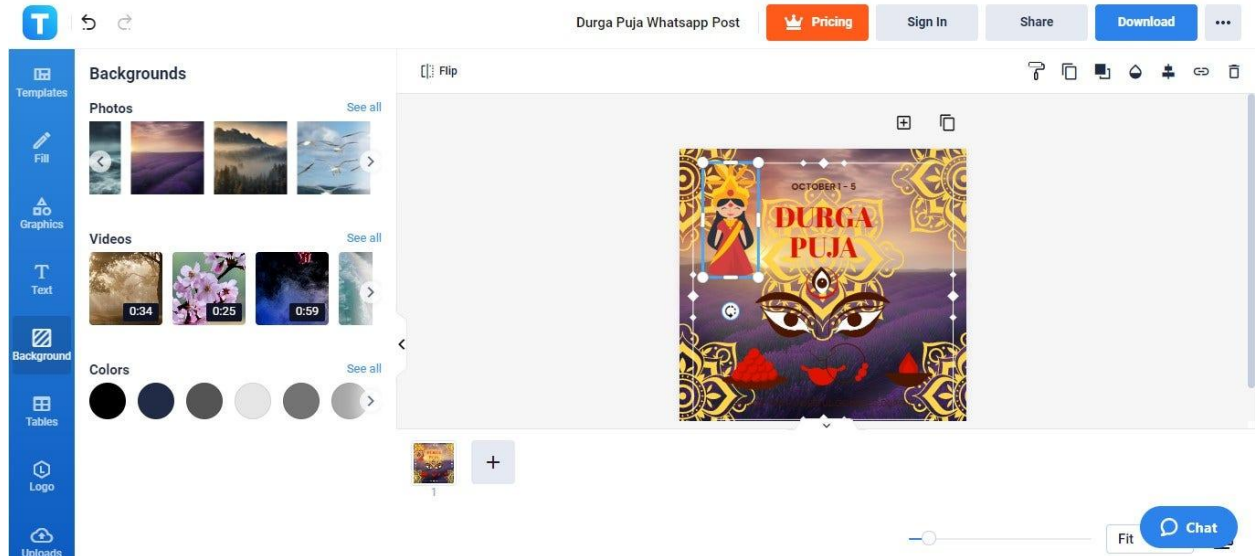
3. Drag and drop additional Durga digital art.



Feel free to insert more Durga digital art into the Whatsapp post template. You can choose and insert as many as you want from the Graphics tab of the Editor tool. It's easy

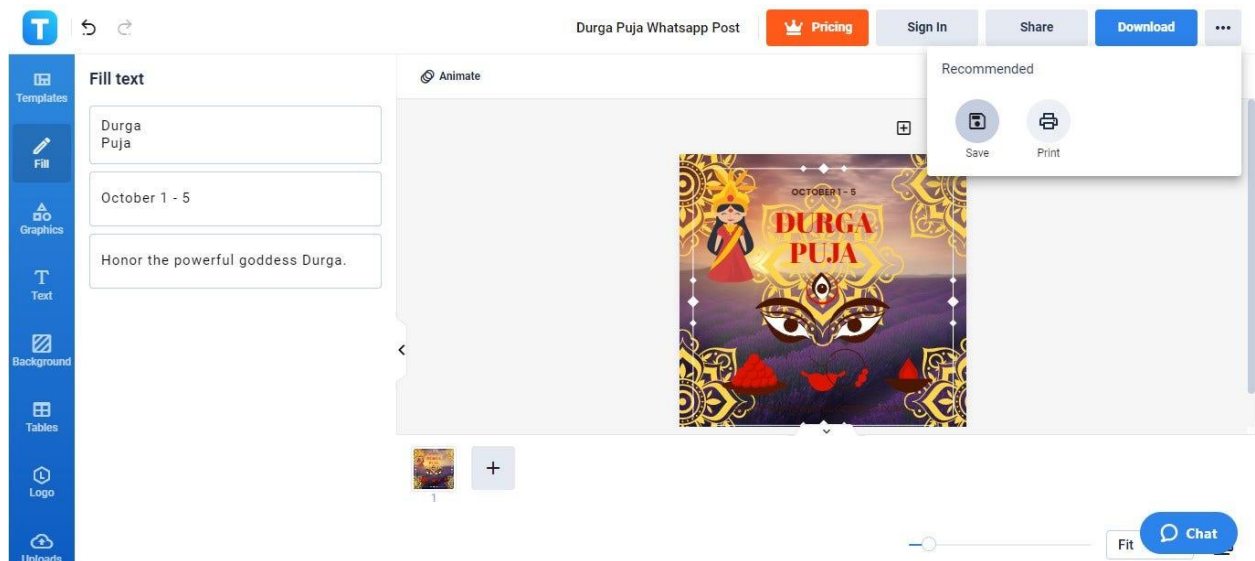
to find them; just type "Durga" in the search box of the Graphics tab. Arrange the inserted graphics like a collage in the post template.

4. Customize the background using your creativity.



Be free to use your creativity in customizing the background of the Whatsapp template. Go to the Background tab of the Editor tool to start. The Photos section offers plenty of elegant images suitable as background photos and the Colors section offers abundant color choices as background.

5. Save your Durga Puja Whatsapp post draft.



To save the Whatsapp post draft, click the Save button in the Recommended pop-up menu. The customized Durga Puja template is ready to be uploaded to Whastapp at the very hour the celebrations begin.

Durga Puja vs. Dussehra

Durga Puja is a Hindu festival celebrated annually for 10 days in honor of the goddess Durga and her victory over the demon king Mahishasura.

[Dussehra](#) is also a Hindu festival and it's celebrated in honor of Rama and his victory over another infamous demon king—Ravana.

Durga Puja Ideas & Examples

People who celebrate Durga Puja are likely to give out Durga Puja greeting cards, invitation cards, and wishes to their friends and family. Other than that, the streets of Hindu communities will be sprinkled with Durga Puja posters, flyers, and banners inspired by [Durga Puja templates](#).

Happy Durga Puja Banner Ideas & Examples

The [Happy Durga Puja Banner](#) was specifically made to offer greetings and wishes to people during the festivities.



Durga Puja Website Banner Ideas & Examples

eCommerce companies can join in the Durga Puja celebrations with their Hindu market using the [Durga Puja Website Banner](#).



Durga Puja Sale Banner Ideas & Examples

Shops and stores can easily promote their sale on Durga Puja using the attractive [Durga Puja Sale Banner](#).



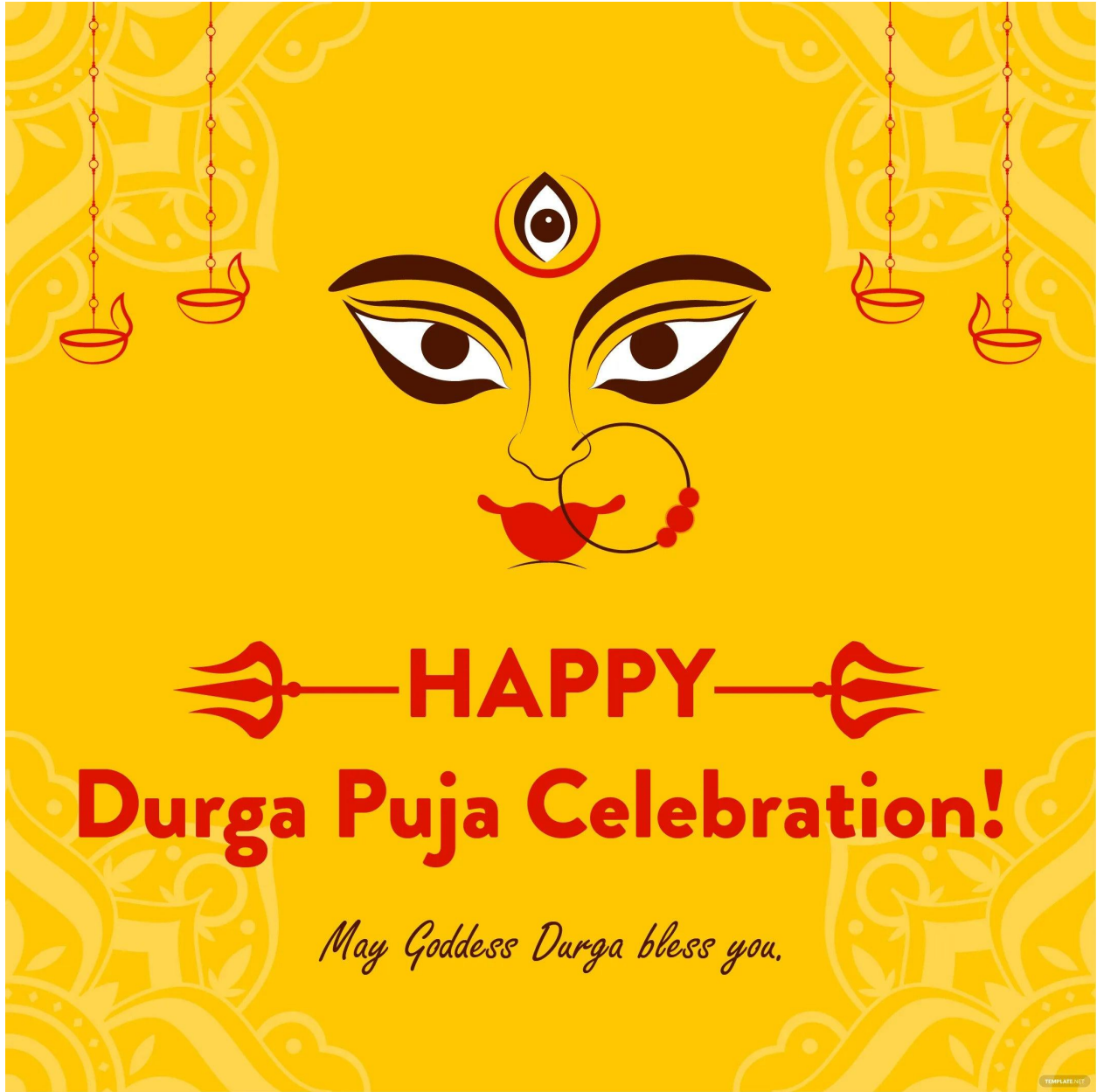
Durga Puja Offer Poster Ideas & Examples

Businesses offering discounts during the festival can make their announcements with the [Durga Puja Offer Poster](#).



Durga Puja Celebration Greeting Card Ideas & Examples

Anyone can wish someone a good time throughout the festival with this cool [Durga Puja Celebration Greeting Card](#).



Durga Puja Invitation Card Ideas & Examples

The [Durga Puja Invitation Card](#) is the perfect gift to inform friends that they're invited to your Durga Puja party.



Durga Puja Quote Vector Ideas & Examples

The [Durga Puja Quote Vector](#) features words of wisdom and inspiration worth sharing on social media.


**“The harder the conflict,
the more glorious the triumph.”**

- Thomas Paine



Durga Puja Flyer Vector Ideas & Examples

The [Durga Puja Flyer Vector](#) is an excellent promotional tool to spread the word about the festival.



Durga Puja Wishes Vector Ideas & Examples

A warm and kind quote is the message of the [Durga Puja Wishes Vector](#).



Durga Puja Wishes Background Ideas & Examples

The [Durga Puja Wishes Background](#) would be a fitting desktop wallpaper for your computer during the 10-day festival.



FAQs

Why do we celebrate Durga Puja?

We celebrate Durga Puja to commemorate the time Durga won her battle against the demon king Mahishasura.

What is the story behind Durga Puja?

The story behind Durga Puja details how Durga Puja defeated Mahishasura with the help of her weapon and tiger.

Who first started Durga Puja?

The modern Durga Puja celebration was started by Nabakrishna Deb in Shobhabazar Rajbari in the year 1757.

Why are Durga idols immersed in water?

Durga idols are immersed in water as a ceremony symbolizing the end of Durga's yearly sojourn to her parent's home as she begins the journey back to Lord Shiva, her husband.

What happens during Durga Puja?

Throughout the 10-day Durga Puja festival, there are people singing, dancing, performing rituals, reciting prayers, and offering gifts to the goddess Durga.

How do Bengali people celebrate Durga Puja?

Bengali people celebrate Durga Puja by playing festive songs, dancing, chanting, praying, and reciting hymns.

Why do we do Durga Puja in Dussehra?

That's because Durga Puja and Dussehra coincide in the Navratri festival's culmination.

What is so special about Durga Puja?

Durga Puja is special mainly because it celebrates Durga's victory over evil in the form of the demon king Mahishasura.

What are the rituals of Durga Puja?

Among the popular rituals of Durga Puja are Bodhon, Nabapatrika Snan, Anjali, Kumari Puja, Sandhi Puja, Bisarjan, and Bijoya.

Where is Durga Puja most famous?

Durga Puja is the most famous in Kolkata, India.

What are the nine days of Durga Puja?

The nine days of Durga Puja are as follows: Shailputri, Bramancharini, Chandarghanta, Kushmanda, Skand Mata, Katyayani, Kaalratri, Mahagauri, and Siddhidatri.

Why does Durga sit on a tiger?

Durga sitting on a tiger symbolizes her limitless power and her dedication to using it to fight evil.

What do we do on Durga Puja?

On Durga Puja, we can join the recitation of prayers, singing festive songs, dancing, and performing rituals to honor the goddess Durga.

How many days is Durga Puja celebrated?

Durga Puja is celebrated for 10 days.

What are the colors of Durga Puja?

The colors of Durga Puja are green, orange, yellow, white, red, blue, pink, and grey.

What are the traditions of Durga Puja?

The main traditions of Durga Puja are singing festive songs, saying prayers to Durga, performing rituals honoring Durga, and dancing.