

# Cliparts

Cliparts are graphic artworks that we can insert into certain documents, marketing material, images, website banners, social media posts, and other types of media. It takes professional skills to create clipart, but fortunately for us, we don't have to do that since they're readily available either for free or at an affordable price.



## Clipart Definition & Meaning

Clipart is a type of graphic design art used to decorate documents or serve as complementary visuals like an infographic.

A clipart is a set of digital drawings stored in a word processor or graphic design application used as ornaments for certain documents, images, posters, flyers, and other forms of media.

## What Is a Clipart?

Cliparts are colorful digital artworks that are available for download online or ready for use on document editing and graphic design software. They're mostly cute clips that depict any

kind of object such as flowers, trees, summer suns, butterflies, rainbows, houses, Christmas ornaments, funny emojis, cartoon drawings, balloons, and so much more.

## **10 Types of Cliparts**

### **Wedding Clipart**

[Wedding cliparts](#) are very romantic and they look undeniably lovely. They're mostly used as decorations for wedding invitation cards, table tents, and wedding menus. Wedding cliparts depict wedding flowers, the bride and groom, hearts, wedding cakes, wedding rings, and floral patterns.



## Star Clipart

Digital drawings of stars are something that kids love seeing in their school papers. For that reason, many teachers make the effort of inserting [star cliparts](#) on certain exam sheets or activity sheets for their pupils; they can also be found in some children's books. However, star cliparts aren't just for kids; we adults can use them as decorations in some documents if necessary.



## Heart Clipart

Hearts are a classic design and there are plenty of [heart cliparts](#) available online. Heart cliparts are often present in Valentine's Day posters, flyers, banners, and other romantic/love-themed digital artworks. They never fail to add warmth and cuteness to the design of a document, especially if they're sporting a red, yellow, purple, or blue color.




## Floral Clipart

As the name suggests, [floral cliparts](#) are simple digital artworks of floral patterns and designs. They're also common in wedding invitations, wedding menus, and funeral parlor posters. Floral cliparts are very brightly colored and depict all sorts of flowers such as roses and sunflowers—all of which are splendidly eye-pleasing.




## Border Clipart

Printed and digital documents have transparent margins, but some of them are made visible like a frame with the good use of attractive [border cliparts](#). There are border cliparts with floral designs, heart-themed designs, star-themed designs, and more. They help set the tone of a document's aesthetic and adds a thick layer of presentability that attracts the reader's attention.



## Deer Clipart

Deers are magnificent creatures and so are [deer cliparts](#) as graphic artworks. Each deer clipart you see has a unique design style and they each depict deers like they're the royalties of the forest—standing strong with their heads held high, emphasizing the elegance and might of their horns. Deer cliparts are great ornaments for posters and flyers, but they're beautiful enough on their own.





## Capricorn Clipart

Capricorn cliparts are made for Capricorn people and other people who simply admire the Capricorn as a sea-goat mythological creature. These cliparts can be used as zodiac sign logos and backgrounds for various print and digital artworks and documents. And also, a Capricorn clipart in itself is an artwork that can stand on its own, not just a mere design element of decoration.



## Eagle Clipart

Eagles are fearsome, powerful birds, and they're depicted as such in [eagle cliparts](#). Eagle cliparts make for beautiful backgrounds and complementary visuals to documents, posters, flyers, banners, pamphlets, and more. People who love eagles and organizations with the symbol of the eagle as their brand can certainly make good use of eagle cliparts.




## Tiger Clipart

If you love tigers, then you'll surely admire [tiger cliparts](#). They showcase the strength and magnificence of tigers elegantly with the use of the right colors. There are also tiger cliparts that depict cartoonish tigers that look as cute as kittens. They can be used as logos, backgrounds, or additional decorations to a document.



## Gemini Clipart

Like Capricorn, Gemini is also a zodiac sign and there are plenty of cliparts dedicated to it. [Gemini cliparts](#) gloriously depict the Gemini sign and they can be used as logos, background images, or visual decorations of unique posters, flyers, and letter documents. If you're a Gemini yourself, these cliparts would be a fitting design element in your personal artwork.



## **Clipart Uses, Purpose, Importance**

People around the globe revere and admire art and its many forms. Because of that, it's no surprise that cliparts are in high demand and they're sprinkled on documents, posters, flyers, billboards, banners, pamphlets, menu cards, invitation cards, and so much more.

### **Attract Readers/Audiences**

Digital and print marketing materials need to catch the attention of their audience to serve their function. Their design does the trick with the help of cliparts. Well-crafted cliparts can attract readers and ensure a good first impression of them. Other than that, they're not just mere decorations; they also add meaning to the brand of the marketing material.

### **Beautify a Document**

A formal document doesn't need cliparts, but informal ones such as friendly letters and friendly invitation cards look quite dull without them. Cliparts can beautify a document ten times over, especially if it's in line with the theme. For instance, a wedding invitation card has a romantic theme, so the best clipart for it are heart cliparts and floral cliparts. They must help convey the message before the reader even reads the document.

### **Use as Background**

Cliparts aren't just for decorations; they can be a major design element in a document or marketing material used as the background. Cliparts that'll be set up as backgrounds need to have a high-quality resolution to look presentable. They can also be set up as desktop background wallpapers for your computers or smartphone home screens and lock screens.

### **Use as Infographics**

Some cliparts have a more important purpose other than just decorations. They can also be used as infographics to better communicate the contents of a document through visuals. Infographic cliparts are common in documents that handle statistics and numerical data. They help the readers to better comprehend the facts presented by certain documents or presentation slides.

# **Visual Communication**

Cliparts are excellent tools for visual communication. The symbols, drawings, or illustrations they depict can convey a crystal clear message if used the right way. This helps the audience receive cues about the information being communicated without having to read written texts. There are certain topics best communicated with visual tools and cliparts can get the job done.

## **What's in a Clipart? Parts?**

### **The Drawing**

The drawing or the illustration is the main element of the clipart. We can even consider it as the clipart itself. The drawing depicts the appearance of the object the clipart is representing; it could be a star, a flower, an animal, a book, a zodiac sign, and whatnot. The people responsible for the drawing are the graphic artists and graphic designers.

### **Colors**

The colors breathe life into the clipart and add depth to its aesthetics. For them to be effective visual elements, the designers of the clipart must choose the right set of colors depending on its theme. The colors play an important role in crafting the spirit and vibe of the clipart.

### **The Backdrop**

The backdrop is sort of like the background of the clipart. Not all cliparts have a backdrop, but those that have backdrops have them because it was necessary to their design. A backdrop can be an object with a light or dark color, or it can be simple background color filling the entirety of the clipart file.

# CLIPARTS ANATOMY

---


THE DRAWING



COLORS



THE BACKDROP



# How to Design a Clipart?

1. Choose the right [clipart size](#).
2. Determine the type of clipart you need.
3. Select the perfect [clipart template](#) to begin with.
4. Customize the color and add more visuals to the clipart if necessary.
5. Arrange the design elements of the clipart.
6. Download the custom clipart and print/post it.



# How to Design a Clipart?

---

DATA  
01

Choose the right clipart size.

Identify the purpose  
of the quote.

STEP  
02

DATA  
03

Select the perfect clipart  
template to begin with.

Customize the color and add  
more visuals to the clipart  
if necessary.

STEP  
04

DATA  
05

Arrange the design elements  
of the clipart.

Download the custom  
clipart and print/post it.

STEP  
06

## Clipart vs. SVG

Clipart is a graphic design artwork used as visual, decoration, and design elements for digital and printed documents created in document editing, word processors, and graphic design software.

SVG stands for Scalable Vector Graphics and it's an image format for 2D graphics that can be animated and made interactive.

## What's the Difference Between a Clipart, Image, and Logo?

A clipart is a digital artwork depicting objects, creatures, people, or symbols that serve as complementary visuals, infographics, or decorations of certain documents, cards, flyers, brochures, and posters.

An image is a visual representation of a person, thing, or place; it could be in a form of a photograph, handmade drawing, or digital illustration.

A [logo](#) is a symbol that represents the very image and brand of an organization, department, corporation, enterprise, or agency.

## Clipart Sizes

Cliparts come in different sizes depending on how they're being used. It's essentially critical to pick the right [clipart size](#) in order to optimize the quality of your clipart.

- 1200 x 1800 pixels
- 1500 x 2100 pixels
- 2400 x 3000 pixels
- 3300 x 4200 pixels

# Clipart Sizes

## SIZES (PIXELS)

1200 x 1800 pixels

1500 x 2100 pixels

2400 x 3000 pixels

3300 x 4200 pixels

## Clipart Ideas and Examples

Creating a clipart from scratch can be quite challenging, even for experienced graphic artists. But fortunately, loads of [clipart ideas](#) are available that can help everyone to get their creative juices flowing.

- [Instagram Cliparts Ideas and Examples](#)
- [WiFi Cliparts Ideas and Examples](#)
- [Back to School Cliparts Ideas and Examples](#)
- [Wolf Cliparts Ideas and Examples](#)
- [Checkmark Cliparts Ideas and Examples](#)
- [Dog Clipart Ideas and Examples](#)

- Smiley Clipart Ideas and Examples
- Phone Location Clipart Ideas and Examples
- Horse Cart Clipart Ideas and Examples
- Family Yoga Cliparts Ideas and Examples

## **Clipart FAQs**

### **What does a clipart include?**

A clipart includes the drawing or illustration, the colors, and the backdrop that adds a layer of depth to its aesthetics.

### **Why are cliparts released to the public domain?**

The reason that the majority of cliparts are released to the public domain is to prevent friction and disputes on the account of using them on books, websites, and other media platforms; it also helps promote accessible digital artwork for everyone around the world.

### **What is the importance of using a clipart?**

Using a clipart improves a document's design, and in some cases, cliparts are used as tools to communicate certain aspects of a message or information visually; cliparts can either be fashion, function, or both, so to speak.

### **Do clipart images have a copyright?**

Some clipart images have copyright and some do not; it depends on whether the original creators of the clipart secured the copyright of it; that said, make sure to check whether a clipart you're about to download and use is copyright protected; ask permission from the owners or don't use it to be safe from legal disputes.

## **What is the work of a clipart?**

A clipart works as a decoration or design element for certain documents and it can be used as a visual communication tool to convey certain messages more effectively.

## **How do you make a clipart?**

If you have the skills and knowledge, you can create a clipart from scratch using graphic design software; but if you're merely an amateur, it would be best to get started with clipart templates that you can customize with user-friendly graphic editing tools.

## **What are the main benefits of a clipart?**

Among the main benefits of a clipart are the following: improves the design of a document, can easily be adjusted, can be utilized as an infographic, works well as a logo, and can be used as borders.

## **Why do you need clipart pictures for your website?**

You need to have clipart pictures for your website to keep visitors engaged in browsing its web pages and content.

## **Where is a clipart found?**

Cliparts can be found in word processors, spreadsheet software, presentation programs, websites, and some online platforms.

## **What kinds of clipart images are there?**

There are several kinds of clipart images and the most common of them are vector cliparts and raster cliparts.