

# Watermark Sizes

Watermarks differ in size and dimension based on the type of format and assets of businesses, organizations, and professionals. Whether you are designing watermarks for your branding, printed documents, videos, web page, photos, or YouTube channel, developing a prominent or visible watermark with the proper size and resolution is an efficient way to display one's copyright and ownership rights on their assets.



## Watermark Sizes Standard

Think carefully about the right size or dimension and resolution of your watermark so that you can show your branding and copyright of your content and other products in an organized manner. Read this article as we give you the standard watermark sizes:

### Image

Watermarks placed on images available in various formats such as JPG, and PNG should be anywhere between 500 pixels x 500 pixels and 1000 pixels x 1000 pixels. Make sure that the watermarks maintain

their clarity and quality, especially if you need to scale up your watermark for your photos and graphics. The opacity should be set around 50%.

## **Video**

The ideal watermark size for your video content on various video streaming platforms like YouTube should follow the recommended watermark size. It should be 150 x 150 pixels or 100 x 100 pixels. Square images must have a file size of less than 1 MB.

## **Letter (US)**

For letter (US) size documents, the standard watermark size depends on the overall size of the document. Many businesses and professionals place their copyright or confidential watermarks on their Letter-sized documents across the background of their documents. It has a measurement of 8.5 x 11 inches (215.9 x 279.4 mm), with a standard image resolution of 300 DPI (2550 pixels x 3300 pixels).

## **A4**

This type of document paper size has a measurement of 8.5 x 14 inches, and 210 x 297 mm. The standard image resolution for watermarks in an A4 document is 2480 pixels x 3508 pixels. Use this for electronic or printed reports, research papers, charts, and other documents and files.

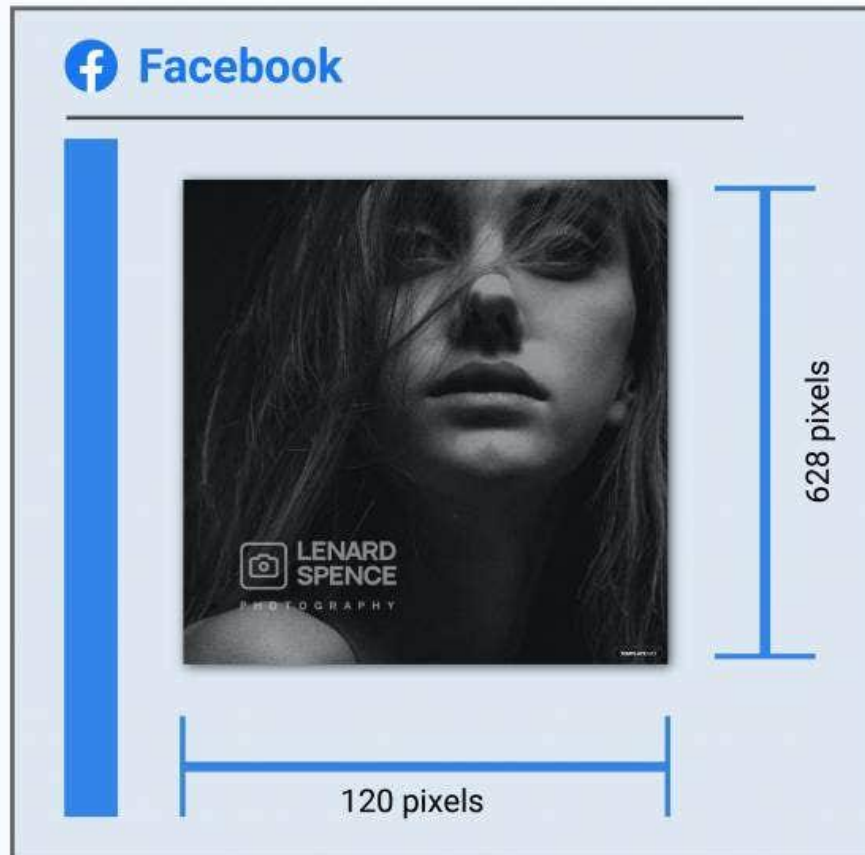
## **Watermark Sizes for Digital**

### **Facebook**

When posting your images, documents, and other files on Facebook, the ideal watermark size is 120 x 628 pixels. Ensure that the watermarks in your images are clear and high-quality.

# Facebook

---

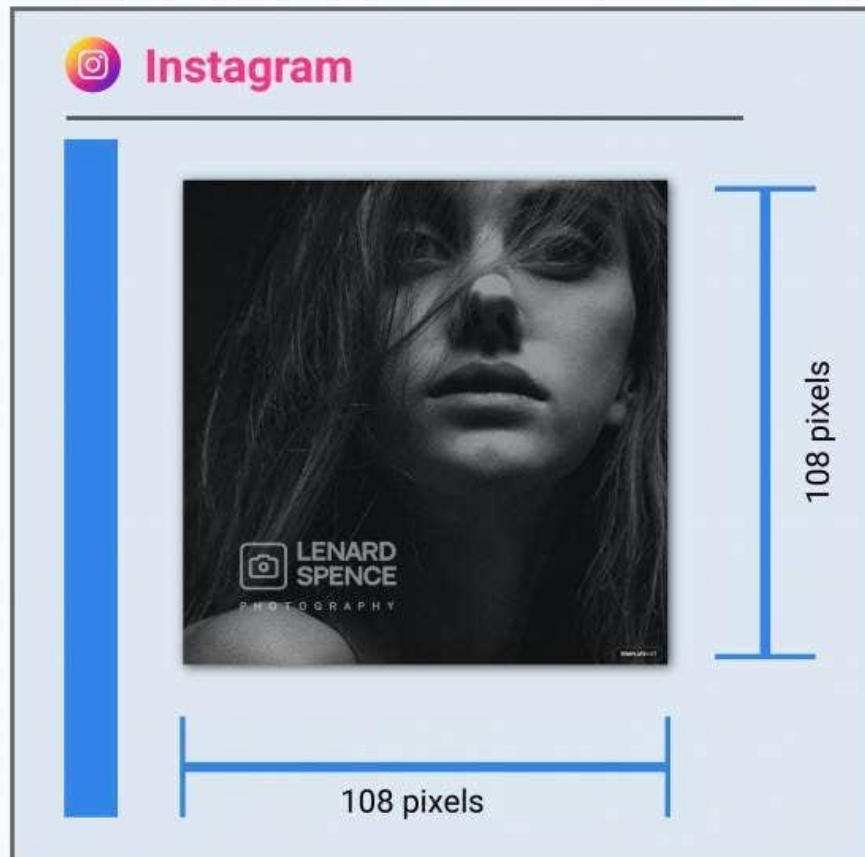


## Instagram

If you want to upload your copyrighted image on Instagram, apply the standard watermark size of 108 x 108 pixels. For square posts, the aspect ratio should be 1:1, and for landscape image posts, the aspect ratio should be 1.91:1.

# Instagram

---



## Pinterest

The standard watermark size for images on Pinterest is 735 x 1102 pixels. The portrait or vertical pins must have an aspect ratio of 2:3. This platform allows graphic designers, photographers, professionals,

and other users to upload longer images, that's why the watermarks in these images should be of optimal quality.

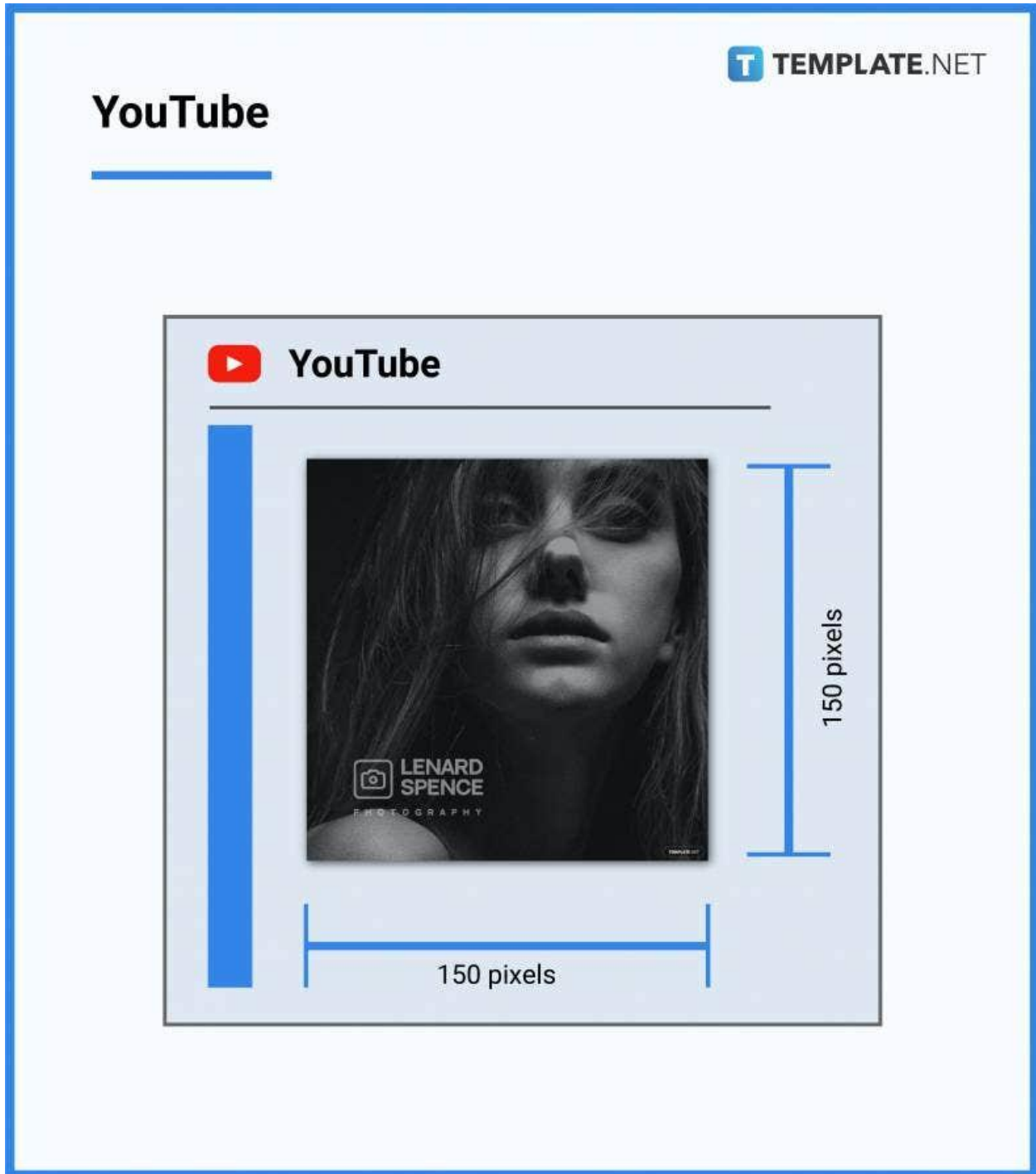
# Pinterest

---




# YouTube

Meet the criteria based on the video watermark guidelines for YouTube channels. The watermark size for YouTube videos should be a minimum of 150 x 150 pixels. It should have a file size of less than 1 MB.




# Watermark Sizes for Print

For printed images and documents, the watermark size should have balance and clarity. It does not need to be too large or too small for your images, invoices, documents, postages, and stamps. Showcase your printed images and documents while using a watermark size of 500 x 500 pixels.



## Watermark Sizes for Print

---




## **Watermark Sizes for Business**

Business firms and companies commonly use digital watermarks for copyrighting their visual assets. The ideal icon or logo watermark sizes for businesses depend on the size of their content, image, document, and/or video. They usually use the standard watermark sizes of 500 x 370 pixels up to 1000 x 1000 pixels.



## Watermark Sizes for Business

---



## Watermark Sizes for Adobe Photoshop

Adobe Photoshop provides different image and document sizes for digital and printed materials, so your watermark sizes also depend on them. Graphic designers and photographers use original, scaled, and

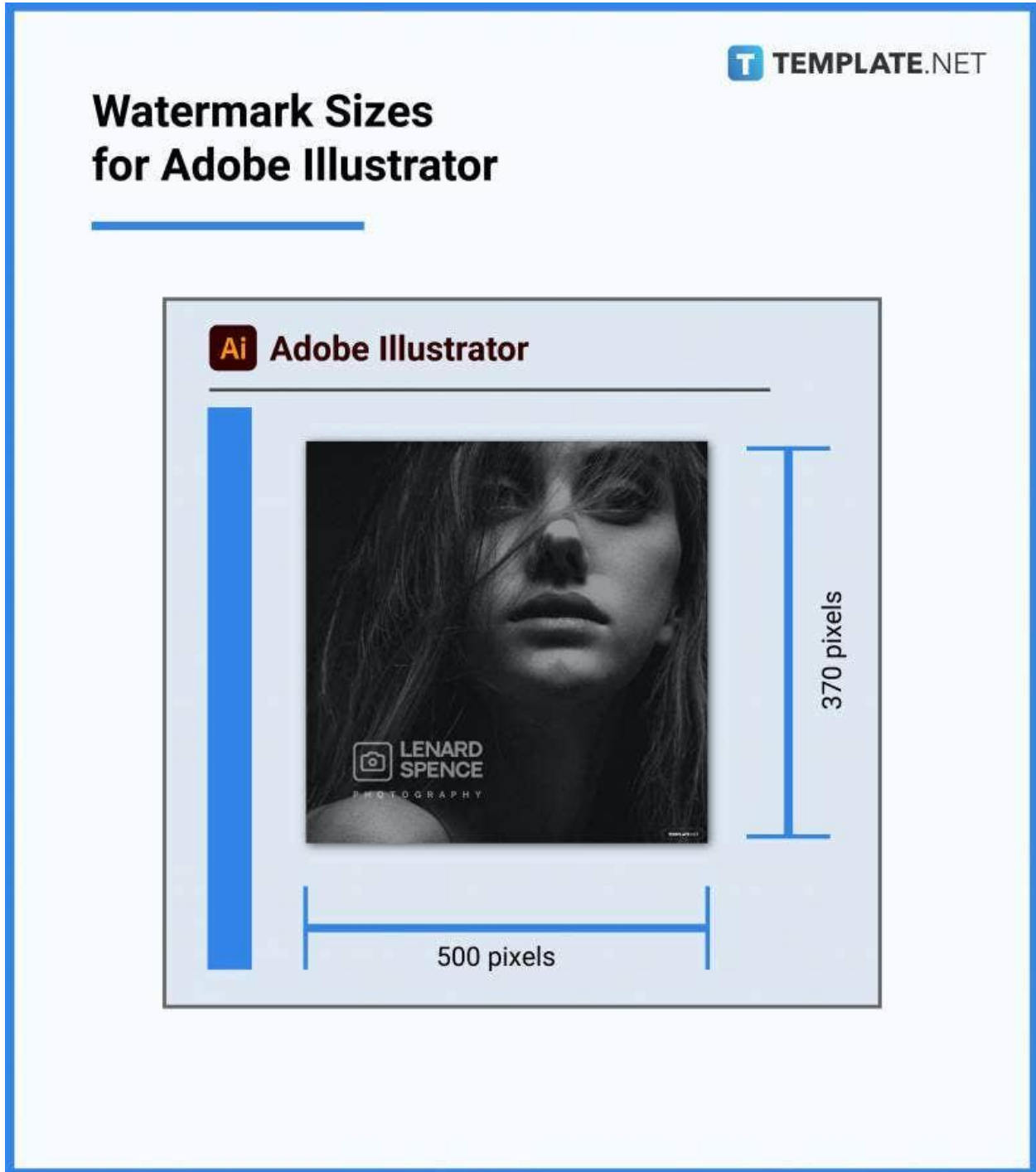
custom watermark sizes in Photoshop. Use the ideal watermark size of 500 x 500 pixels or you may set a pixel margin on the logo placement while you position and size your watermark.

# Watermark Sizes for Adobe Photoshop



# Watermark Sizes for Adobe Illustrator

In Illustrator, the watermark size is 500 x 370 pixels, or it can be adjusted according to your preference. Insert your watermark in your Adobe Illustrator document. Move it where you prefer it to appear over your image, document, or design work by clicking and dragging the watermark to the desired position.



# **Watermark Sizes FAQs**

## **What is the size of the watermark?**

The size of the watermark must be anywhere between 500 x 500 pixels and 1000 x 1000 pixels.

## **How to change the size of the watermark?**

Change the watermark size by selecting, holding, and dragging the adjustment handles of your logo, icon, text, or image watermark.

## **What format is a watermark?**

A watermark is usually used in PNG format or sometimes JPG image format.

## **What font size should a watermark be?**

A watermark should have a font size of at least 36 points or larger.

## **How do I reduce the font size of a watermark?**

Click the Custom Watermark, go to Text Watermark, type the text in the text box, and adjust the font size of the watermark.

## **What opacity is best for a watermark?**

The best opacity for a watermark is 50%.

## **What is a watermark in social media?**

A watermark in social media is used as a type of branding tool when your content is being distributed without credit.

## **What are hidden watermarks?**

Hidden watermarks are also known as invisible digital watermarks which aim to conceal information in a certain medium to prove one's ownership, and integrity or provide additional details about an image, document, or any file.

## **What is the DPI of the watermark?**

The DPI of the watermark is 600 DPI or 1200 DPI.

## **Why should you watermark your photos?**

It is important to watermark your photos because it helps you as the rightful owner of your photos to prevent your photos from being reproduced, posted, or altered illegally without your consent.