

Raksha Bandhan

Raksha Bandhan is one of many sacred Hindu traditions celebrated in India and other countries with Hindu people. It's both a solemn, joyous, and beautiful festival with a deep origin and history.



Raksha Bandhan Definition & Meaning

Raksha Bandhan, which literally translates to “safety” and “bond,” is a Hindu traditional celebration celebrating the unique relationship between a sister and her brother.

Raksha Bandhan is a Hindu festival observed in India and in other countries practicing the Hindu religion that centers around the familial affection between brother and sister siblings.

When Is Raksha Bandhan?

In the Gregorian calendar, the celebration of Raksha Bandhan changes every year because of the uncertainty of the moon’s waxing and waning, but it usually falls in August. In the

Hindu calendar, Raksha Bandhan is observed on the Purnima day (full moon day) in the Shravana month.

Raksha Bandhan History

Traces of Raksha Bandhan celebrations dates back 6000 years ago. Because of the differences in languages, the customs and traditions of Raksha Bandhan vary in different Indian regions throughout the centuries. However, it has always been centered around brotherly and sisterly bonds. Today, Raksha Bandhan remains to be a festive occasion and an important one for Indian families.

Raksha Bandhan Purpose, Importance

Raksha Bandhan is strongly ingrained in Hindu culture, and Hindu families value the importance of Raksha Bandhan.

Remember the Story of Lord Krishna and Draupadi

The story of Lord Krishna and Draupadi is said to be the origins of Raksha Bandhan according to legend. When Lord Krishna accidentally cut his finger, Draupadi felt pity for him because of the extreme pain caused by the cut. She tore off a piece of her garment (vastra) and used it as a bandage to stop the bleeding of Lord Krishna's finger and eventually eased his pain. Touched by her caring gesture, Lord Krishna vowed to protect Draupadi from all evil. When Draupadi was dishonored by Kauravas by attempting to disrobe her in court, Lord Krishna blessed Draupadi by making her sari endless in length, shielding her from being dishonored and fulfilling his vow of protection.

Perform the Rakhi Ritual

Performing the rakhi ritual is an important event in every Raksha Bandhan celebration. Brothers and sisters perform this ritual in the presence of their families. The flow of the ritual is partially inspired by the story of Lord Krishna and Draupadi. In the ritual, the sisters offer prayers for their brothers' well-being and tie the rakhi bracelet around their brothers' wrists. In return, the brothers offer gifts to their sisters such as dresses, jewelry, or money.

Celebrate Brother and Sister Bonds

Brother and sister bonds are special and unique and Raksha Bandhan is the best holiday to celebrate that. The festival also raises awareness of the give-and-take relationships between brothers and sisters. And since Raksha Bandhan is an auspicious secular festival, Non-Hindu people can celebrate it and give love to their siblings.

What's in Raksha Bandhan?

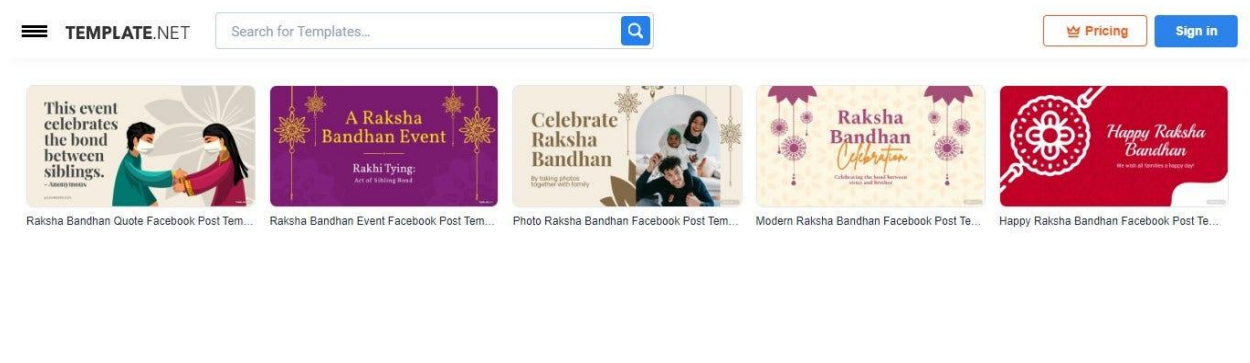
During Raksha Bandhan, brothers and sisters in the family will perform the rakhi ritual and exchange gifts. Family gatherings and joyous feasts also take place. Brothers and sisters engage in playful banter and visit temples dedicated to Lord Krishna. Over time, Raksha Bandhan has also been practiced by people without blood-relative brothers and sisters. They celebrate it with friends who are the brother and sister figures in their lives.

How to Create a Raksha Bandhan Social Media Post

Let your friends and followers know that you possess the Raksha Bandhan spirit. Share the best Raksha Bandha social media posts to express your excitement about this festival with these simple guides:

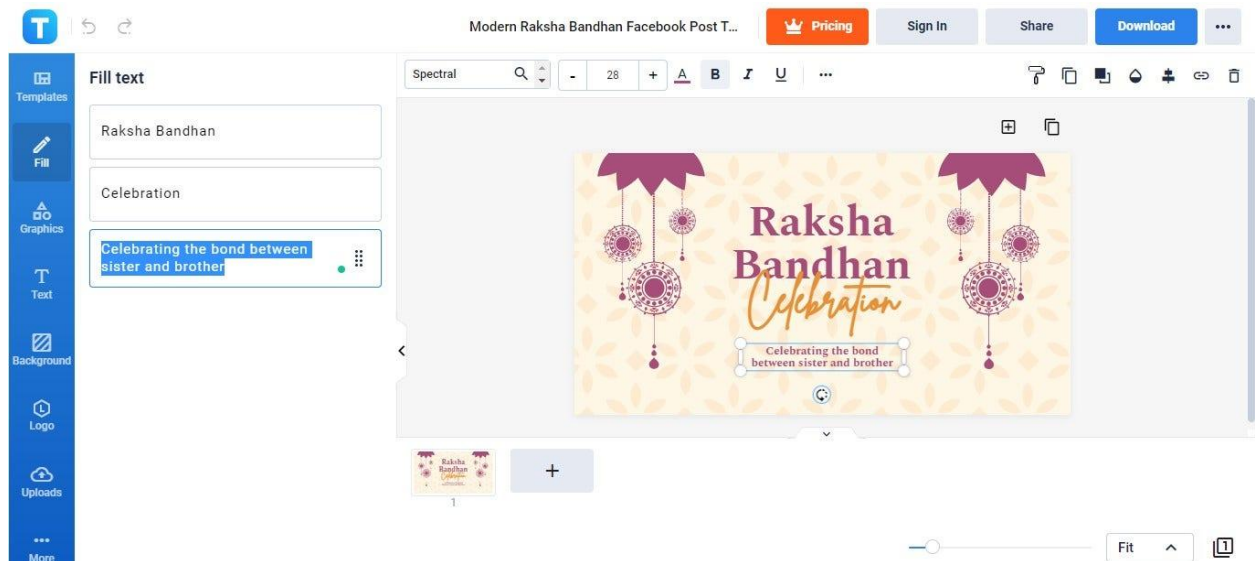
Facebook

1. Select a [Raksha Bandhan Facebook Post](#) template.



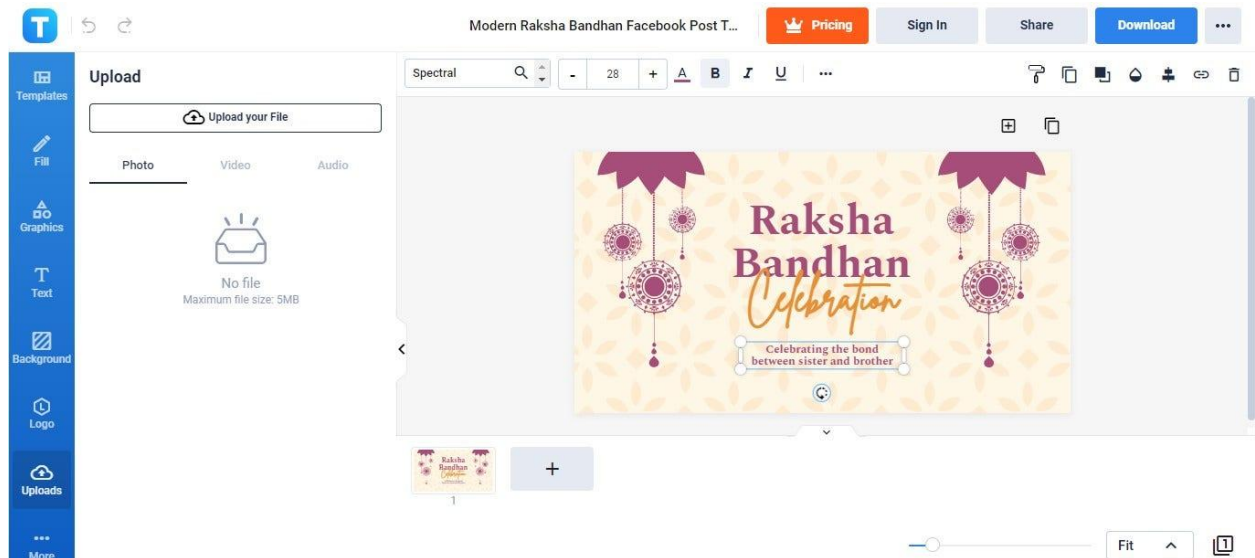
We have several Raksha Bandhan Facebook post templates with high-quality designs. With these, you won't have to start creating your Facebook post from scratch. Click your selected template and customize it for free using our Editor tool.

2. Write your Raksha Bandhan slogan.



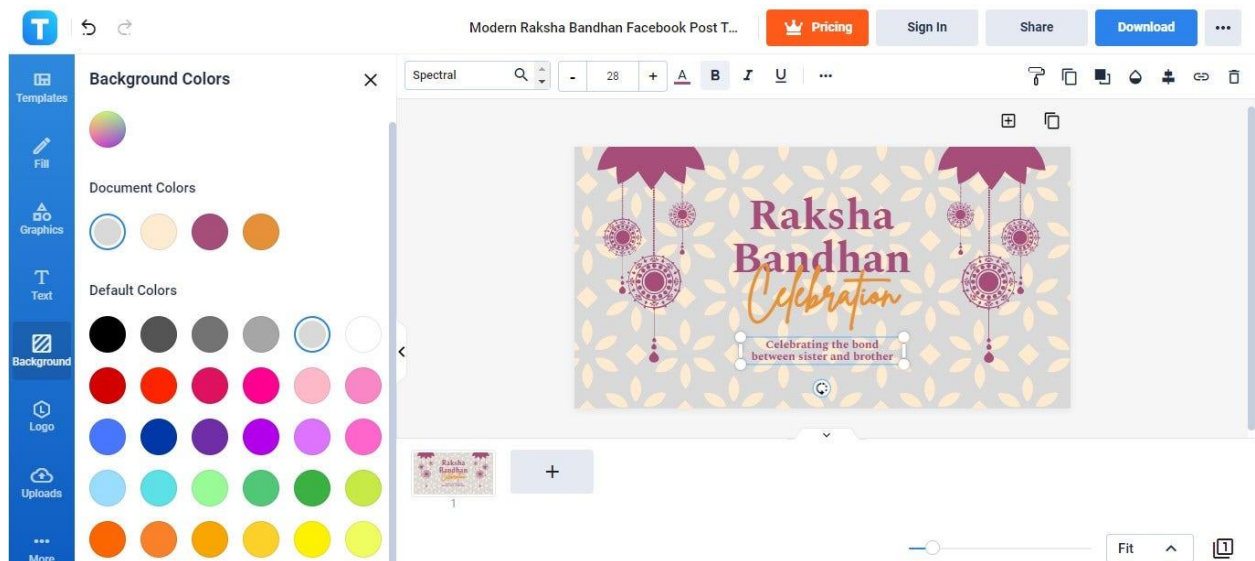
Once you're in the Editor tool, you can start by writing your Raksha Bandhan slogan. Open the Fill tab and change the default content of the Fill Text boxes. After writing, you can change the font style of the template's text.

3. Attach pictures of your brothers and sisters.



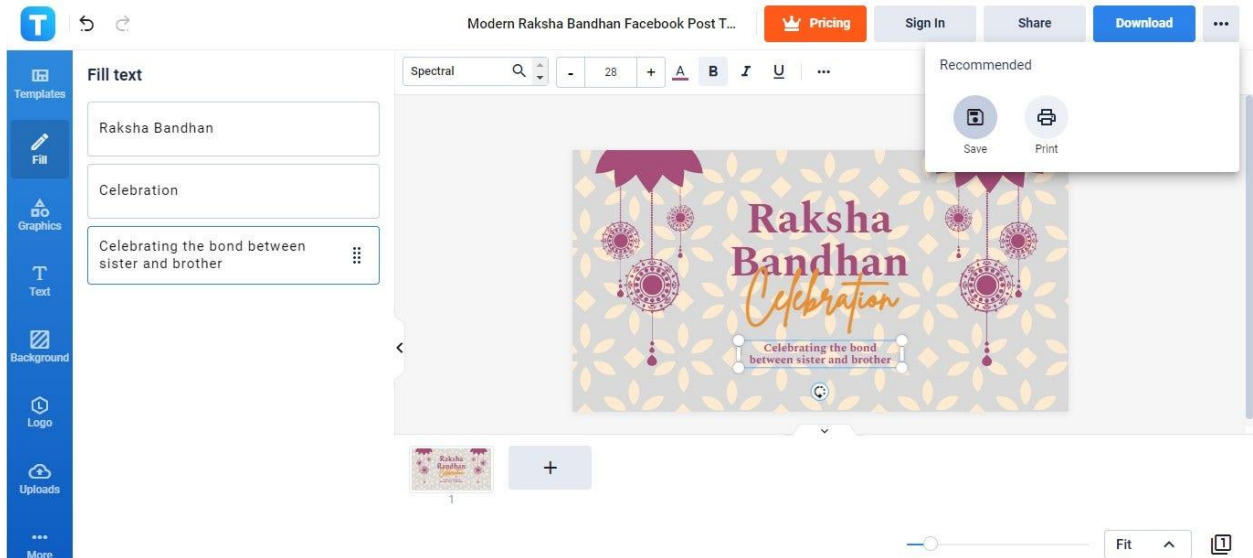
If you have pictures of your brothers and sisters, consider adding them to your Facebook post. Open the Uploads tab on the Editor page, select Photo, and click the Upload Your File button. Upload image files of sibling photos and drag them to the post template.

4. Customize the background color of your Raksha Bandhan post.



If the default background color isn't to your liking, you can simply change it. Open the Background tab, select the Colors section, and choose from any of the default colors available. By clicking your chosen background color, it'll immediately apply to the template.

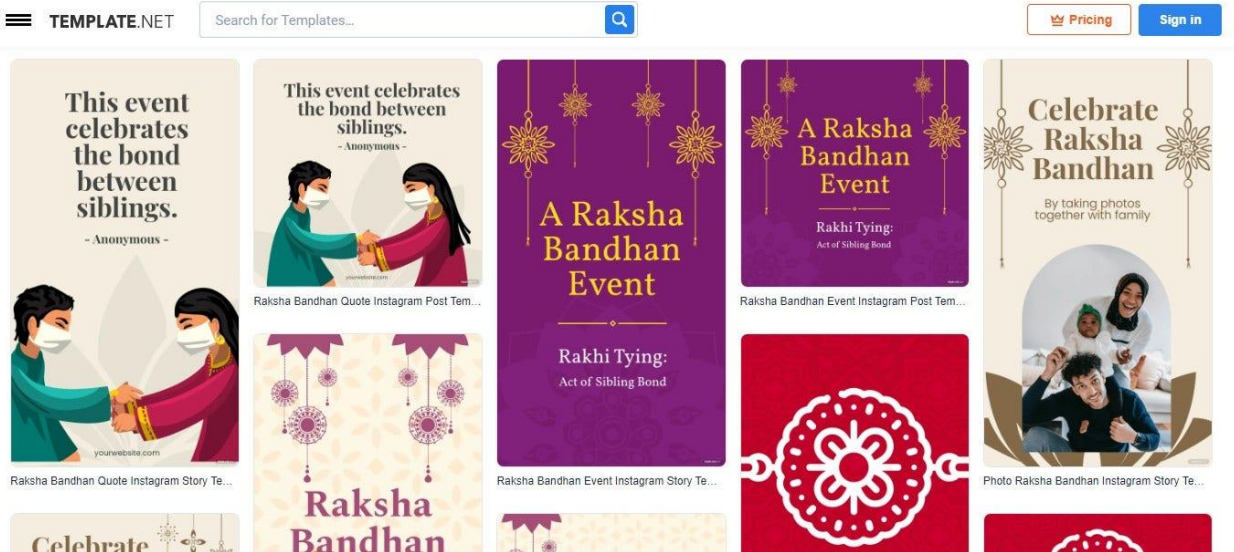
5. Save your Raksha Bandhan Facebook post.



When you're done customizing, save your Raksha Bandhan Facebook post. To save it, select the button in the upper right corner with a three-dotted icon. The Recommended pop-up menu will appear, and in it, select the Save icon. Share your finished post on the day of Raksha Bandhan.

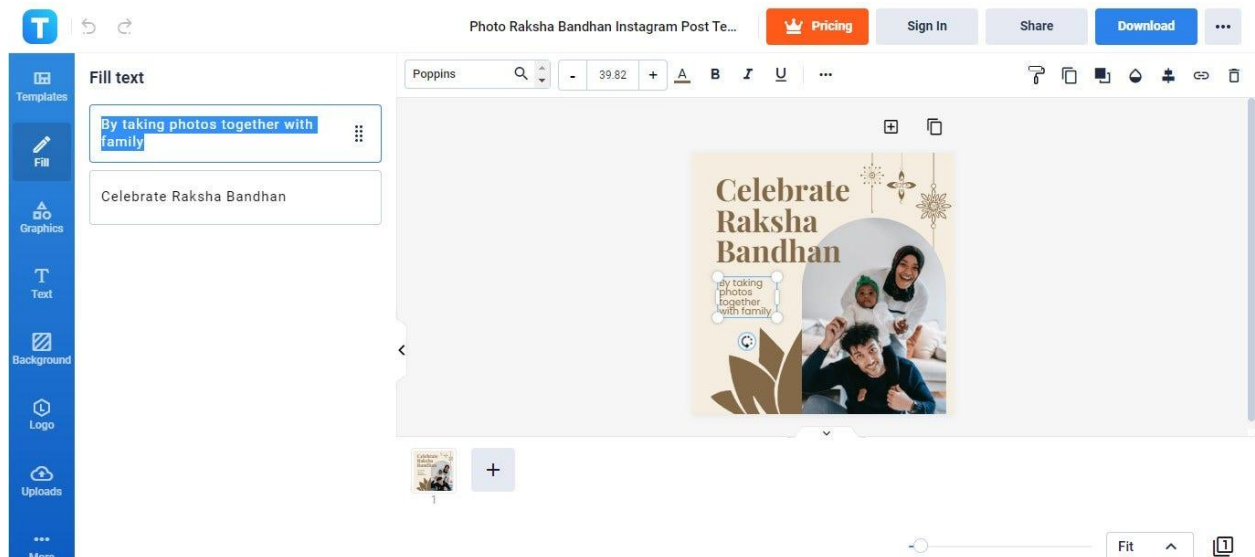
Instagram

1. Choose a [Raksha Bandhan Instagram Post](#) template.



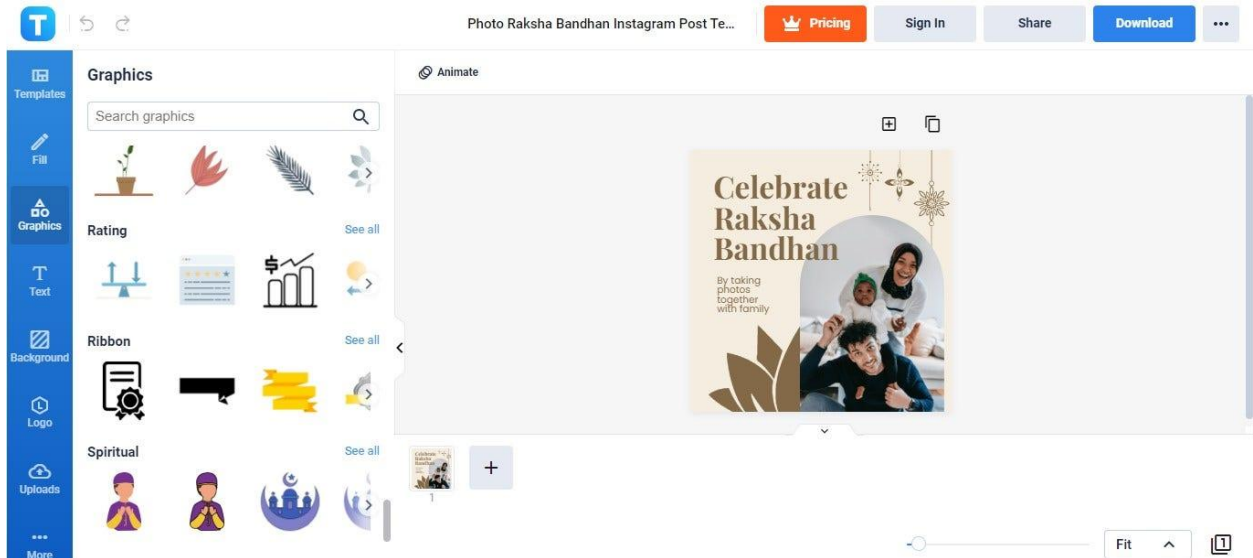
Select any of our amazing Raksha Bandhan Instagram post templates. They have Instagrammable qualities that'll surely impress your Instagram friends and followers. Click the Instagram template you fancy and open it in our Editor tool which has everything you need to create a beautiful Raksha Bandhan Instagram post.

2. Write your Raksha Bandhan message and thoughts.



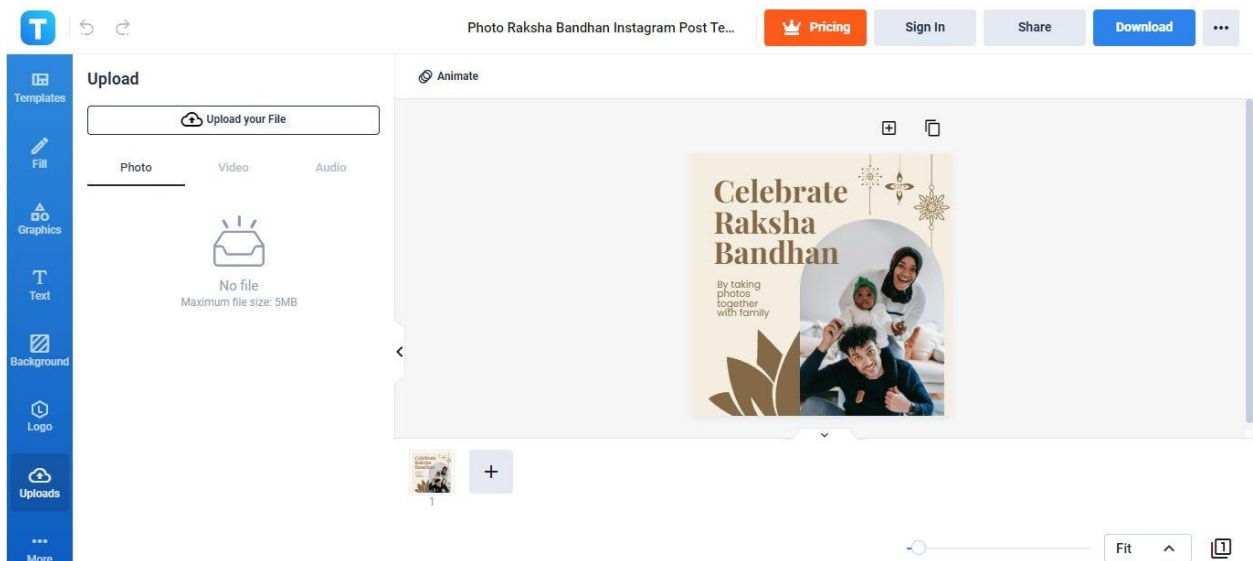
Open the Fill tab of the Editor page and customize the Fill Text boxes. In those boxes is where you'll write your sweet Raksha Bandhan messages, wishes, and thoughts. Write them concisely and feel free to change the font style of the text.

3. Insert more graphics if you want.



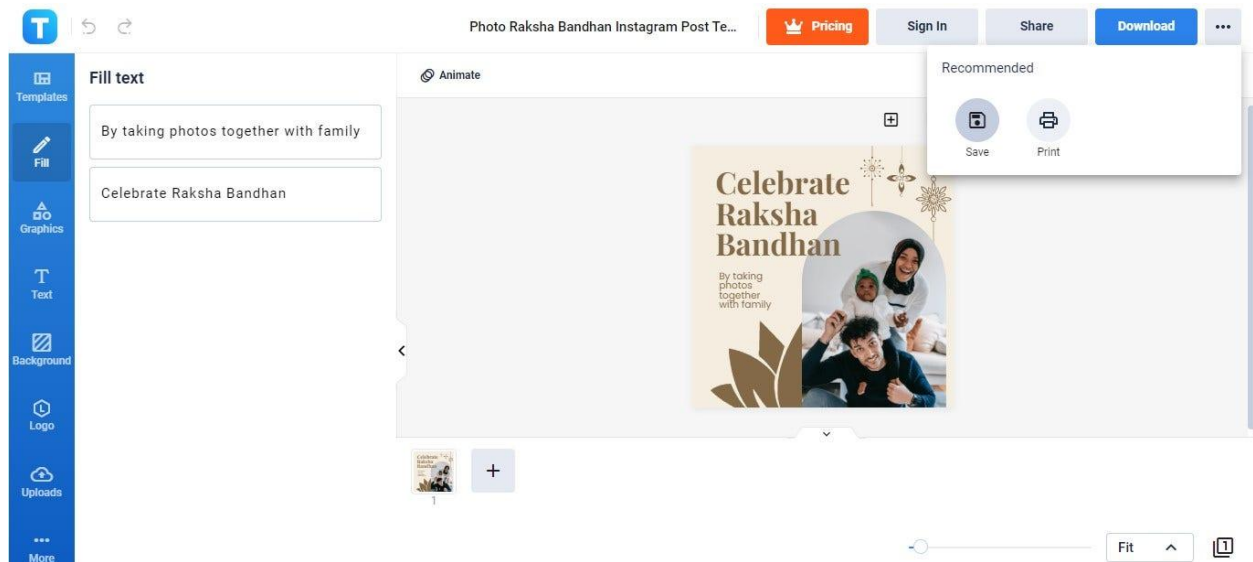
If you want, you can add more graphics to the template. Just go to the Graphics tab and select any of the available clipart. You can try searching for specific ones by entering a keyword in the search box. Simply click, drag, and drop your chosen graphic into the template.

4. Insert photos of your brothers, sisters, or kids.



Photos of your brothers, sisters, and kids would look good on Instagram. That said, you should add one or two of them to the template. Open the Uploads tab, select Photo, and click the Upload Your Fill button to upload image files. Click and drag the uploaded images to the post template and resize them if needed.

5. Save your Raksha Bandhan Instagram post.



Once you're finished, make sure to save your Raksha Bandhan Instagram post. Click the Save icon in the Recommended pop-up menu. Keep it for now and wait until the day of Raksha Bandhan to share it on Instagram.

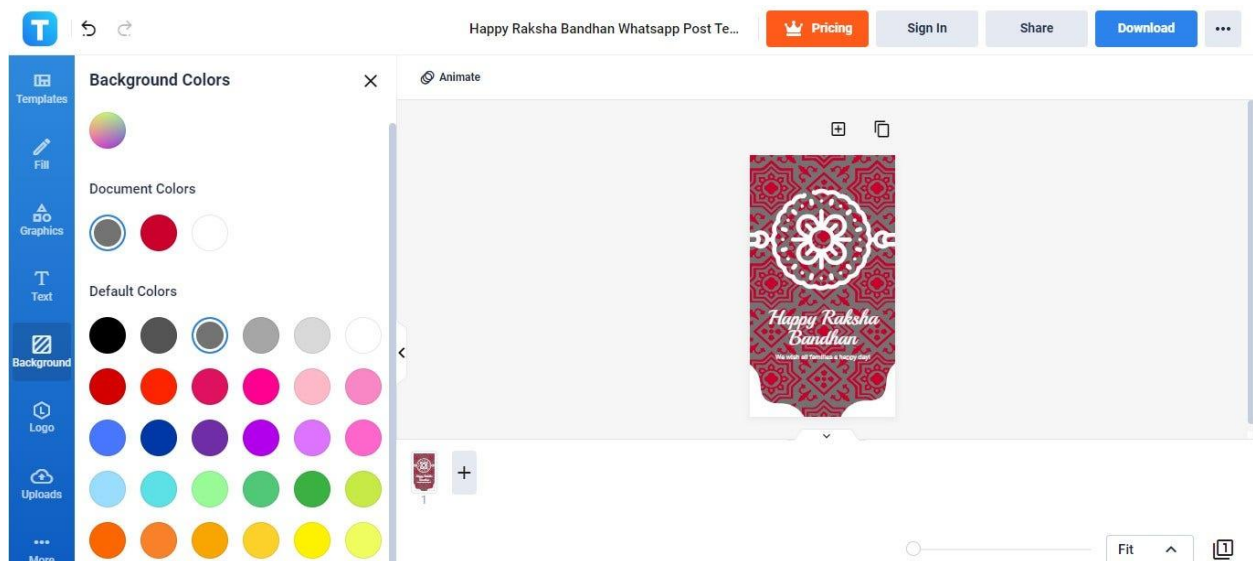
Whatsapp

1. Choose from our beautiful [Raksha Bandhan Whatsapp Post](#) templates.



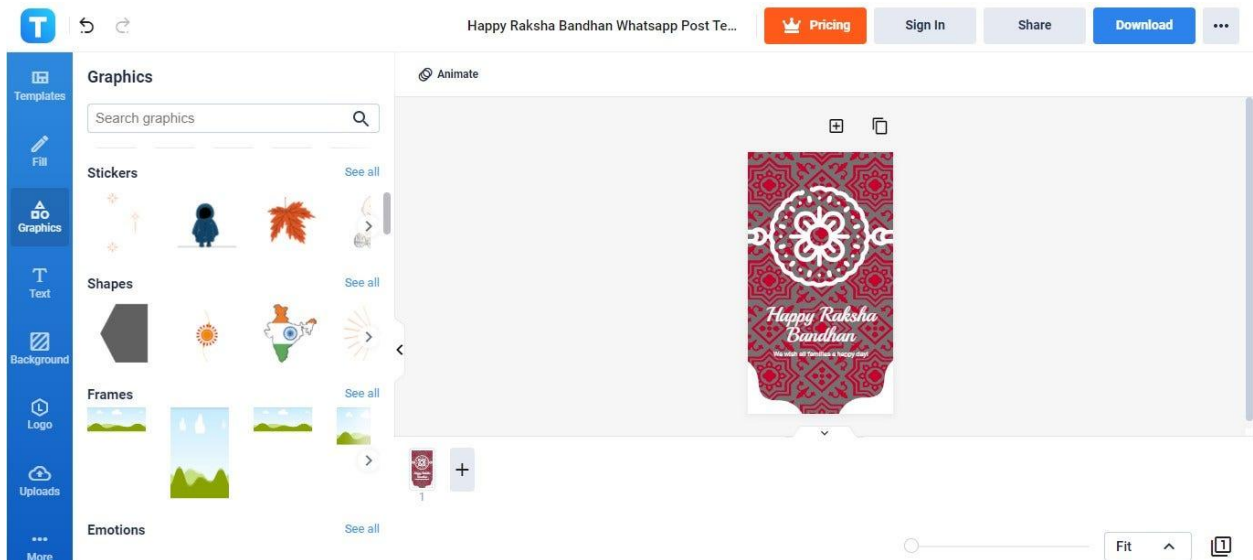
Our Raksha Bandhan Whatsapp post templates are ready for use immediately. Select from any of them and proceed to open it in our site's Editor tool.

2. Change the background color of your Raksha Bandhan Whatsapp post.



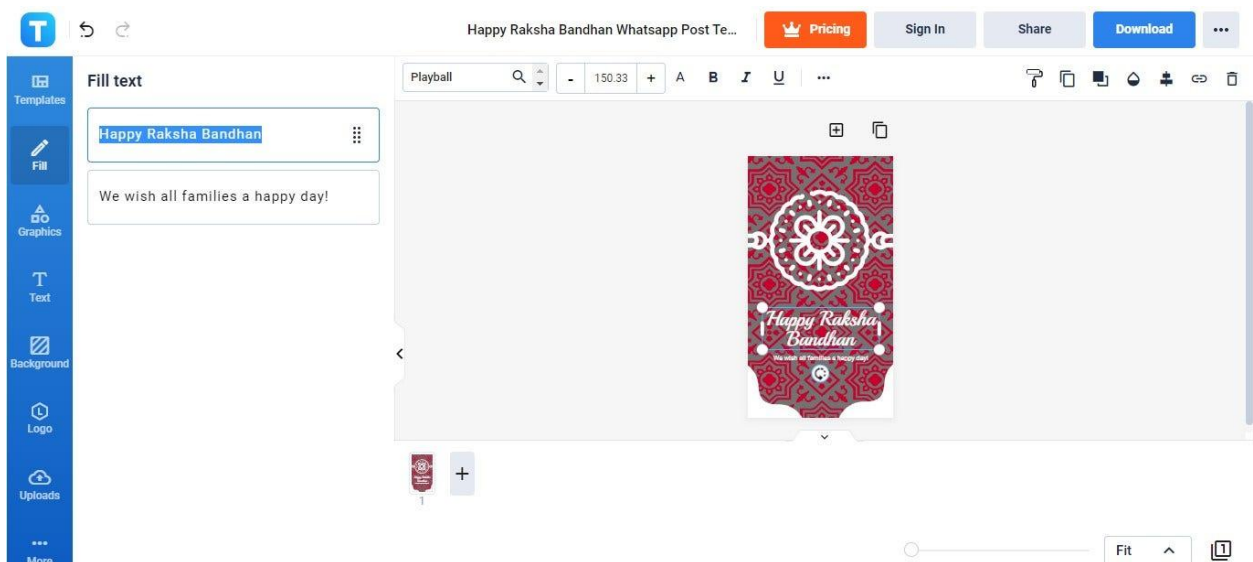
You can change the background color to any color you want. Go to the Background tab, select the Colors section, and choose a color in the Default Colors menu by clicking it. The background color change will take effect immediately. Experiment with different colors until you find one that suits your post best.

3. Add clipart from the Graphics panel.



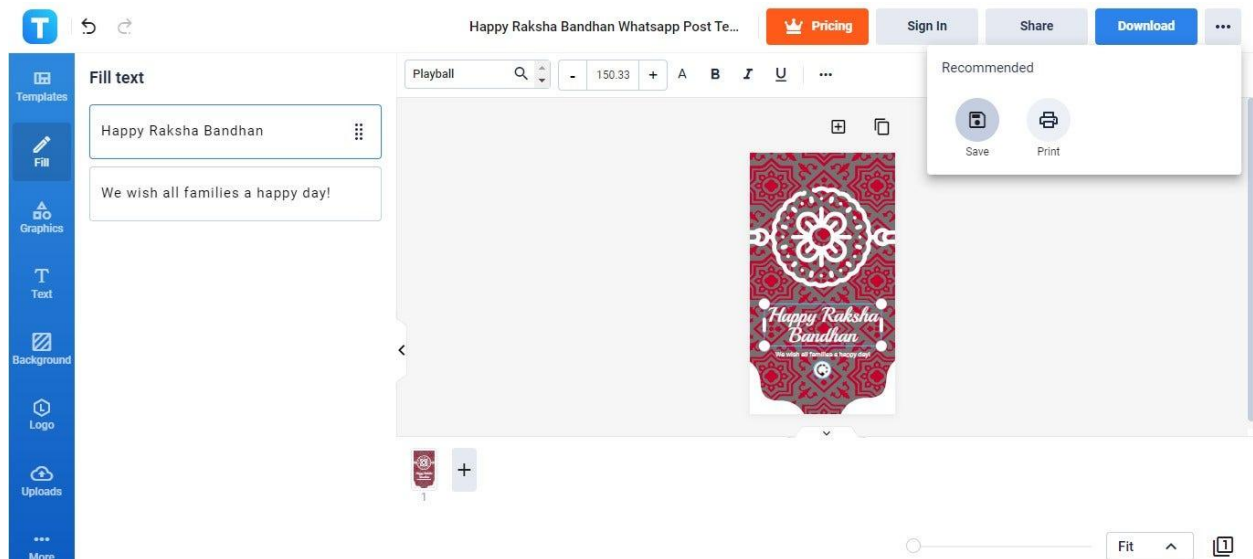
The Graphics panel is stock full of clipart that you can add to the post template. You can browse through the different categories or enter a keyword in the search box to find specific ones. Click and drag your selected clipart to your Whatsapp post template.

4. Type in your Raksha Bandhan greeting.



Your post isn't complete without your Raksha Bandhan greeting. So write it in the Fill Text boxes found in the Fill tab. You can write "Happy Raksha Bandhan" or "A joyous Raksha Bandhan to all of us." It's up to you; just keep it short and simple.

5. Save your Raksha Bandhan Whatsapp post.



Once you've done the above steps, you can proceed to finally save your Raksha Bandhan Whatsapp post. Click the Save button in the Recommended pop-up menu which appears after you select the button with a three-dotted icon on the upper right side of the Editor page.

Raksha Bandhan vs. Bhai Dooj

Raksha Bandhan is a traditional Hindu festival mostly observed in India on the Purnima day in the Shravana month and celebrates the bond between brothers and sisters.

Bhai Dooj is also a Hindu celebration observed on the second lunar day of the Shukla Paksha and also honors the bonds in brother-sister relationships.

Raksha Bandhan Ideas & Examples

Planning for your Raksha Bandhan celebration can take time, so we'll share with you our Raksha Bandhan ideas and examples so you can get the job done fast.

Raksha Bandhan Ideas

Here are some great activities to engage in during your Raksha Bandhan celebration:

- Have a storytelling session with your kids about deities and royalties that inspired Raksha Bandhan.
- Create DIY rakhis.
- Make rakhi treats and special delicacies.
- Create DIY Raksha Bandhan greeting cards.
- Host a family reunion with your parents, brothers, and sisters.
- Prepare delicious food for your brother or sister.
- Put some Raksha Bandhan-themed decorations in your homes such as paintings, posters, and wallpapers.
- Have a movie marathon with your kids.
- Play fun, family-friendly games with your siblings.
- Perform the rakhi ritual with your brother or sister in the presence of family members.
- Buy gifts for your brother or sister.
- Write a sweet poem to your dear brother or sister.

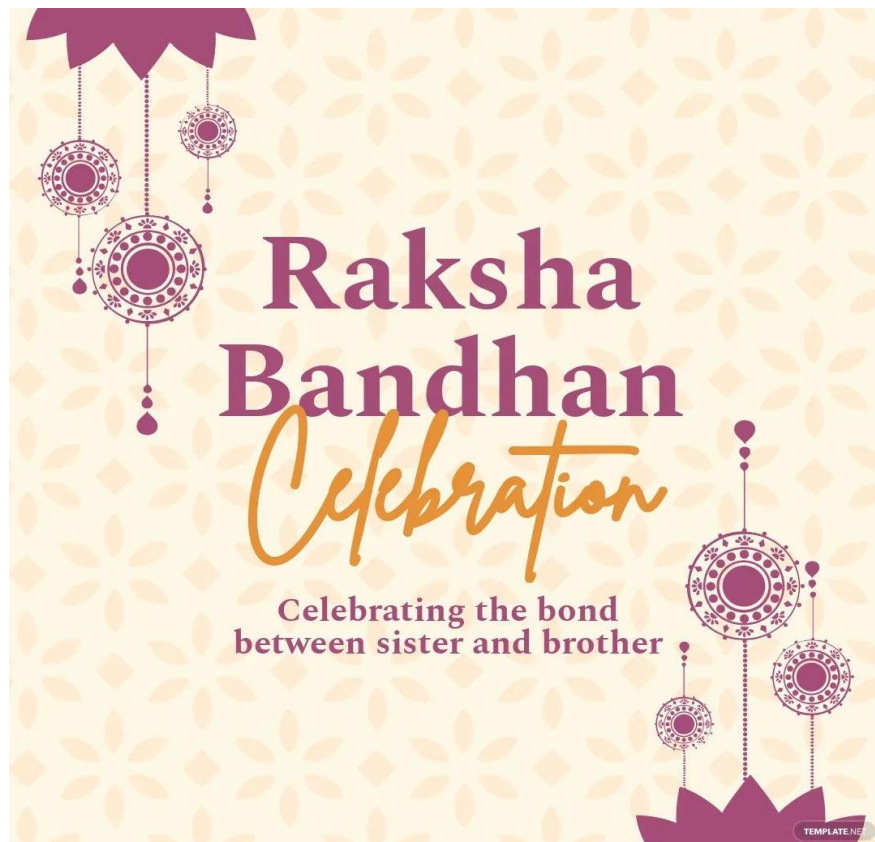
Raksha Bandhan Examples

If you need the inspiration to create your Raksha Bandhan artwork, we got some of our best Raksha Bandhan examples.

1. Raksha Bandhan Event Facebook Post



2. Modern Raksha Bandhan Instagram Post



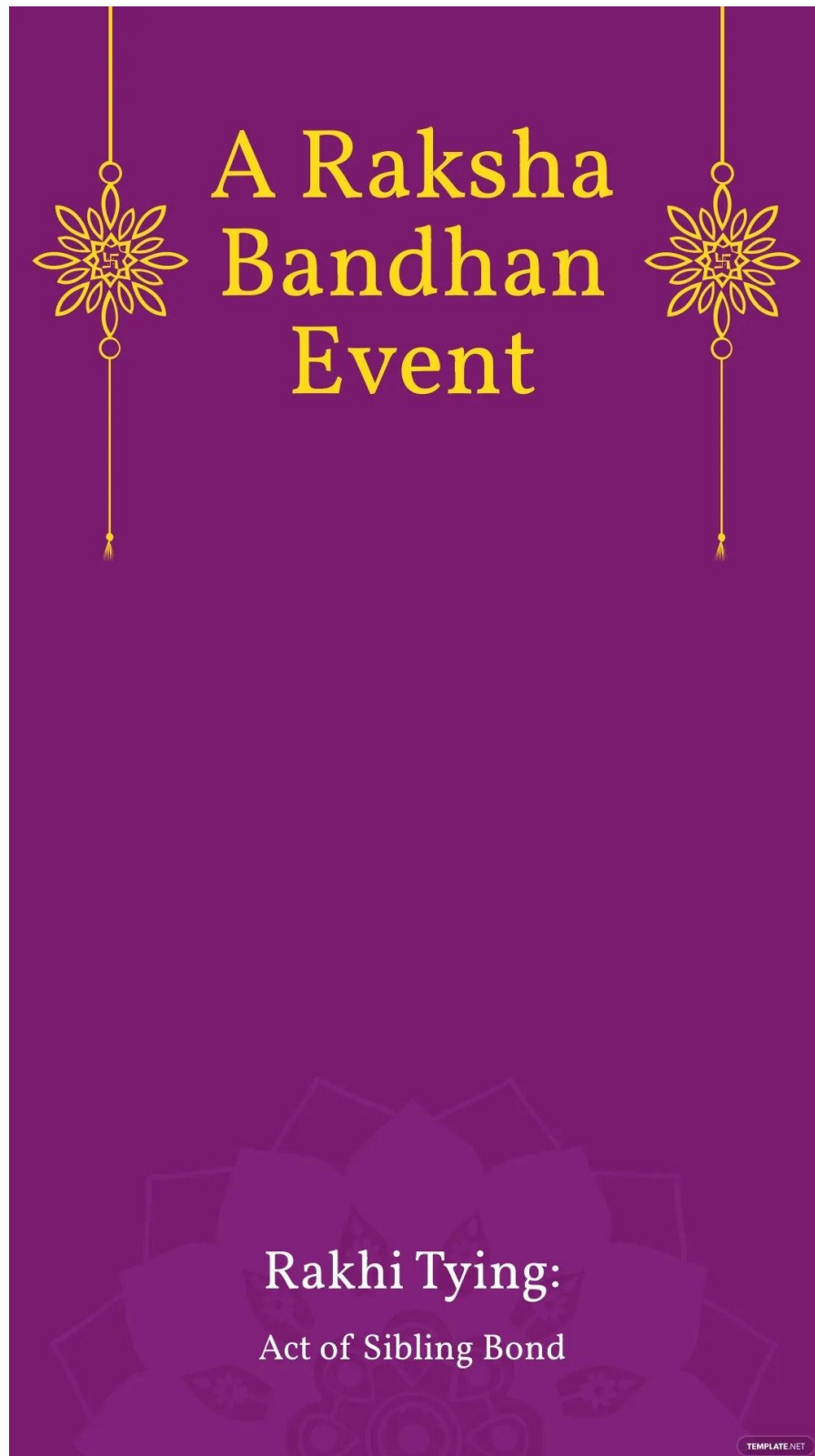
3. Raksha Bandhan Quote Whatsapp Post

**This event
celebrates
the bond
between
siblings.**


- Anonymous -



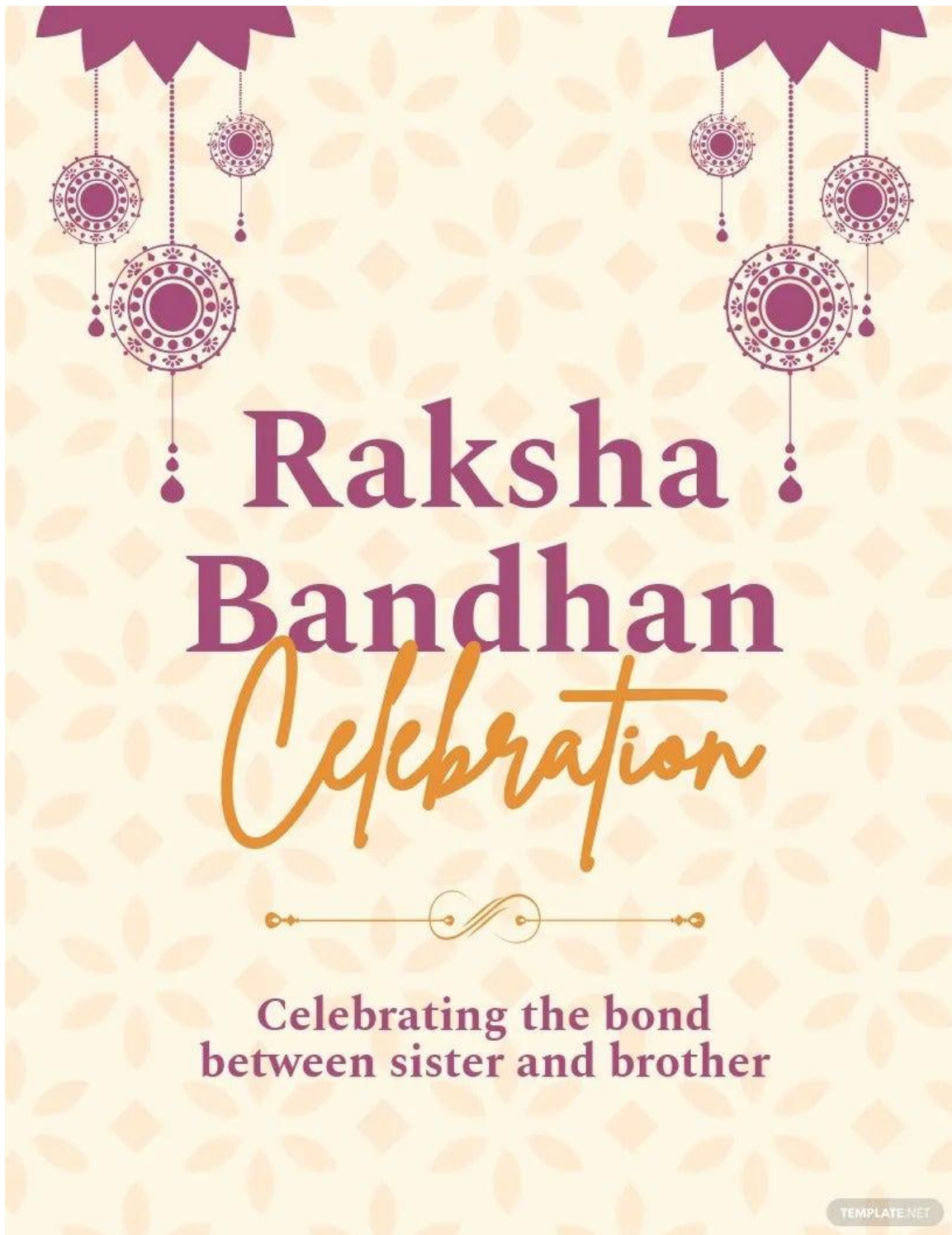
4. Raksha Bandhan Event Snapchat Geofilter



5. Photo Raksha Bandhan Snapchat Geofilter



6. Modern Raksha Bandhan Flyer



7. Happy Raksha Bandhan Flyer



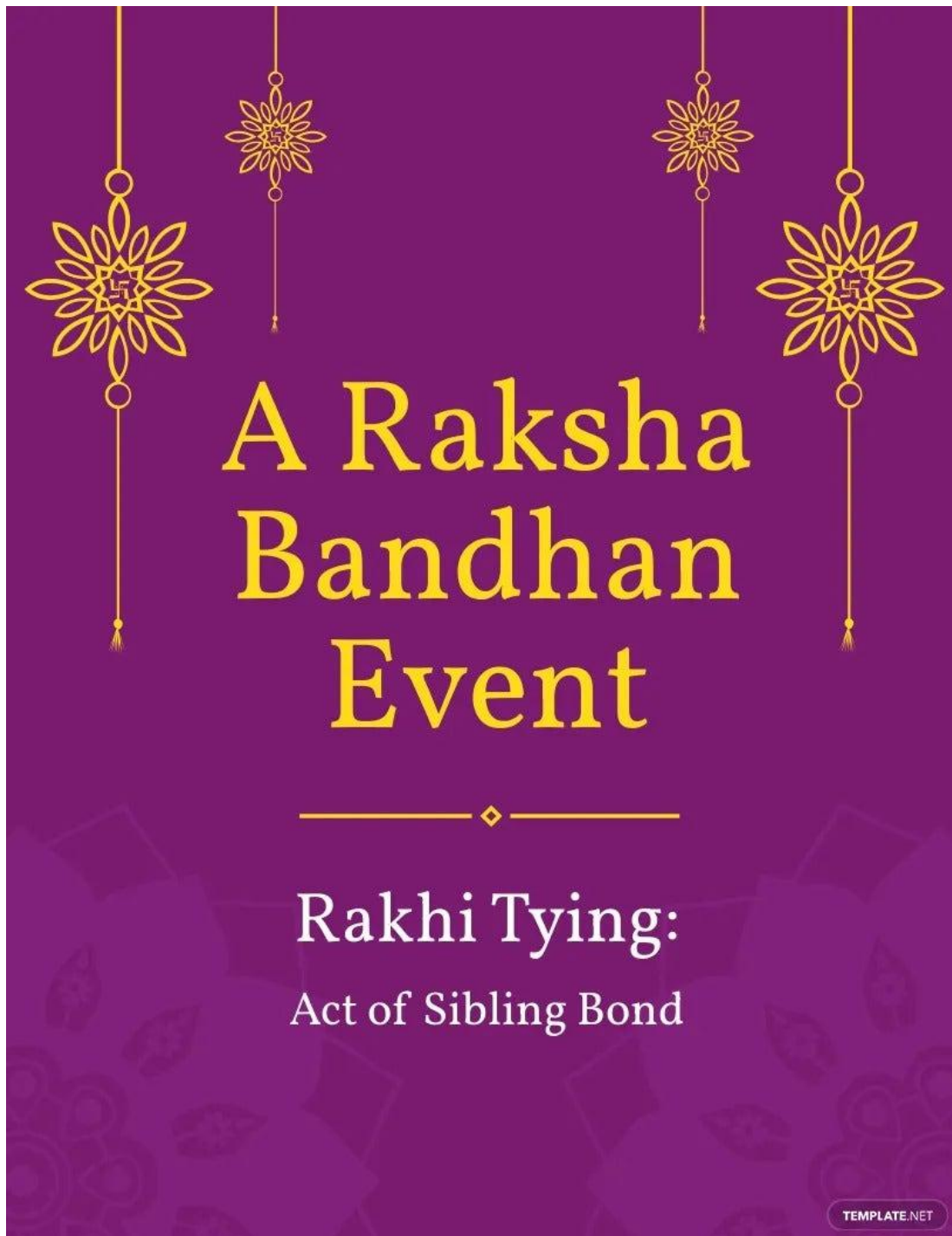
8. Raksha Bandhan Quote Flyer

**This event
celebrates the
bond between
siblings.**

- Anonymous -



9. Raksha Bandhan Event Flyer



10. Photo Raksha Bandhan Flyer



FAQs

What is the significance of Raksha Bandhan?

The significance of Raksha Bandha is that it's a festival centered around the strong bond between a brother and a sister.

Why is Raksha Bandhan known as Rakhi Purnima?

Raksha Bandhan is also known as Rakhi Purnima mainly because it's celebrated on the last Purnima of the month of Shravan.

What do we do in Raksha Bandhan?

In Raksha Bandhan, brothers and sisters mainly perform the rakhi ritual, exchange gifts, and spend quality time with family.

Why is Raksha Bandhan celebrated on a full moon?

Raksha Bandhan is celebrated during the full moon of the month of Shravan because it is believed to be an auspicious time.

What do brothers do on Raksha Bandhan?

Traditionally, brothers present their sisters with gifts such as money, beautiful dresses, and jewelry.

What is the story behind celebrating Raksha Bandhan?

Raksha Bandhan is heavily related to the Hindu epic called Mahabharata which tells the story of Lord Krishna and Draupadi.

Can sisters celebrate Raksha Bandhan?

Yes, sisters without brothers can celebrate Raksha Bandhan.

What is the message of Raksha Bandhan?

The main message of Raksha Bandhan is that the bond between a brother and a sister is unbreakable.

What does the sister do on Raksha Bandhan?

The sister ties a rakhi (amulet, bracelet, or talisman) around the brother's wrist as a gesture of care and protection.

Who tied Rakhi to Lord Krishna?

It was Draupadi who tied Rakhi to Lord Krishna.

Why is Raksha Bandhan important for siblings?

Raksha Bandha is important for brother-sister siblings because it's a reminder of their strong familial bond and that they will always have each other no matter what.

When should rakhi be removed?

Hindu scriptures didn't specify when a rakhi must be removed by the brother, but in Maharashtrian culture, it's believed that the brother must keep wearing his rakhi for 15 days starting from the day of Raksha Bandhan.

Why do brothers give money on Raksha Bandhan?

Brothers give money or gifts to their sisters on Raksha Bandhan as tokens of their brotherly love and affection.