

International Chocolate Day

International Chocolate Day is a much-celebrated occasion, especially for all sweets and chocolate lovers around the globe. It highlights not only chocolates but how these much-loved sweets were introduced to the world.



Table of Content

- [International Chocolate Day Definition and Meaning](#)
- [When Is International Chocolate Day?](#)
- [International Chocolate Day History](#)
- [International Chocolate Day Purpose, Importance](#)
- [What's On International Chocolate Day?](#)
- [How to Create an International Chocolate Day](#)
- [International Chocolate Day vs. Valentine's Day](#)
- [International Chocolate Day Ideas and Examples](#)
- [FAQs](#)

International Chocolate Day Definition and Meaning

International Chocolate Day or World Chocolate Day is a yearly event that celebrates anything that has gotten to do with chocolate.

This day showcases everyone's love for chocolates, not just the consumers, but the people who create them as well for baking.

When Is International Chocolate Day?

International Chocolate Day is celebrated every 7th of July as some suggest is related to the first introduction of this tasty treat in Europe back in the 1500s. However, it should be noted there are other similar Chocolate day celebrations around the world, such as in the U.S. National Confectioners Association lists 13 September as International Chocolate Day, and Ghana and Latvia have their celebrations every February 14 and July 11 respectively.

International Chocolate Day History

Although cocoa plants have been around long before humans, the invention of chocolates as a treat began in 1550 in Europe. Its observance started not too long ago in the year 2009. The people of Latin America began harvesting cocoa plants a long time now and when European explorers reached their lands they brought back these exotic cacao beans and recipes with them to their homeland thus beginning the evolution of chocolates.

International Chocolate Day Purpose, Importance

Chocolates are either sweet or bitter and come in a variety of sizes, and shapes and are used as ingredients in baking and cooking other food meals. As a well-loved dessert enjoyed by many, it's only natural to dedicate a day to chocolates without prejudice. This is also the right time to share facts and raise awareness of the healthy benefits of chocolates.

Benefits of Chocolates

Let's face it, chocolates are sometimes referred to as an unhealthy snack that can make you sick. Although excessively eating chocolates may have negative side effects, they still have several benefits

that are good for your health. In celebration of International Chocolate Day, it is the best time to share positive information and the great benefits of eating chocolates.

Showcase Different Kinds of Chocolates

Over the years, the art of chocolate creation has evolved as new recipes have been created. International Chocolate Day is the best time to highlight old and new chocolate creations and recipes. Businesses can use this day to sell their products or prepare fun activities and events.

No Need to Feel Guilty!

Indulge in your favorite chocolate brand or dessert during International Chocolate Day. For chocolate lovers, this is the best day to eat your favorite food without feeling guilty, and to top that you have a wide array to choose from. From cakes, and cupcakes to chocolate fountains you may find a lot of chocolates made available on this day.

What's On International Chocolate Day?

During International Chocolate Day expect to find several businesses promoting and selling chocolate-related items. And of course, chocolate lovers are bound to engage in various events or simply show their support by cooking or baking chocolate-related food meals. Social media will be bustling with activities and updates regarding this one-day event.

How to Create an International Chocolate Day

As mentioned, social media would be bustling with activities related to International Chocolate Day. If you want to perhaps host a party, blog about this event, or post other similar news via these platforms then preparing a flyer or an attractive post with these [International Chocolate Day Templates](#) will help you gain a lot of attention.

Facebook

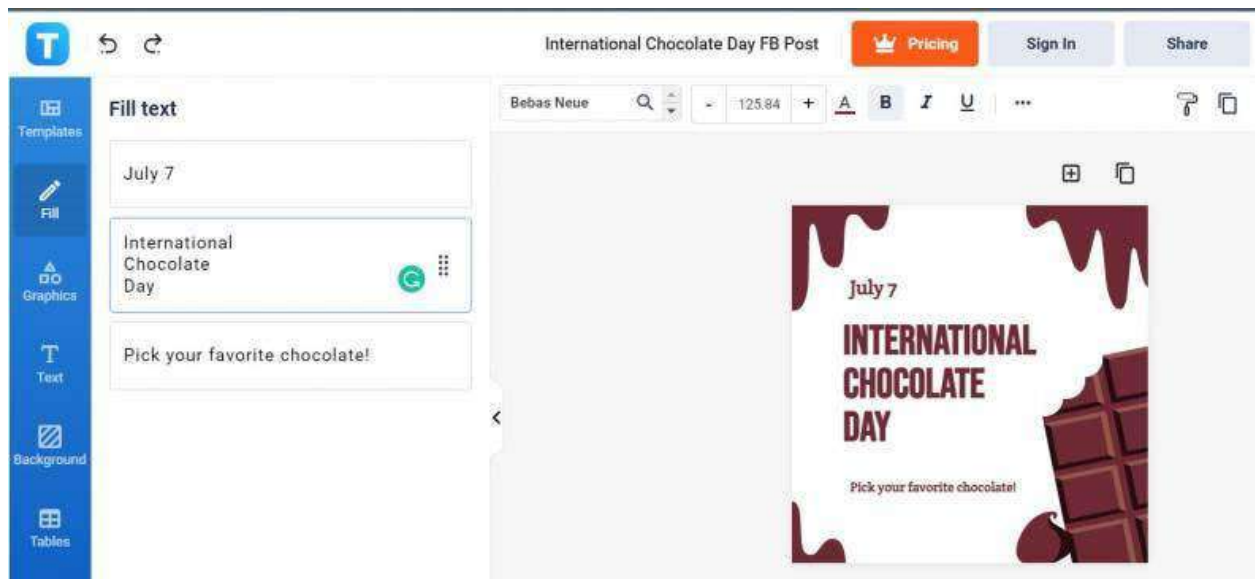
1. Select an [International Chocolate Day FB](#) template.



International Chocolate Day FB Post

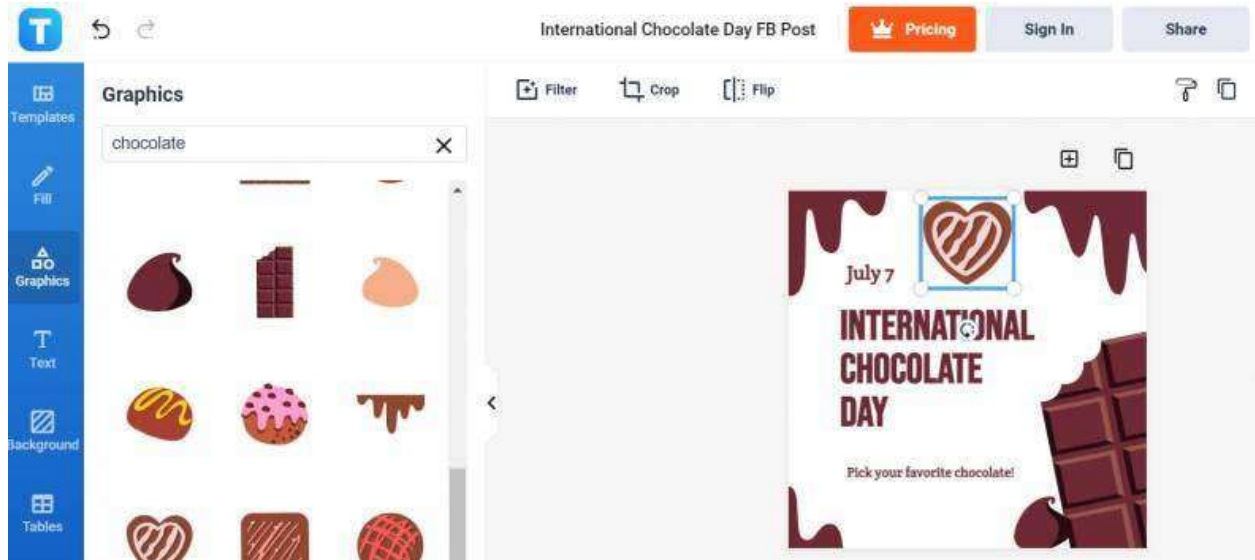
Choose a template that best suits your requirement after which simply click on the image to begin editing.

2. Change the Font Style.



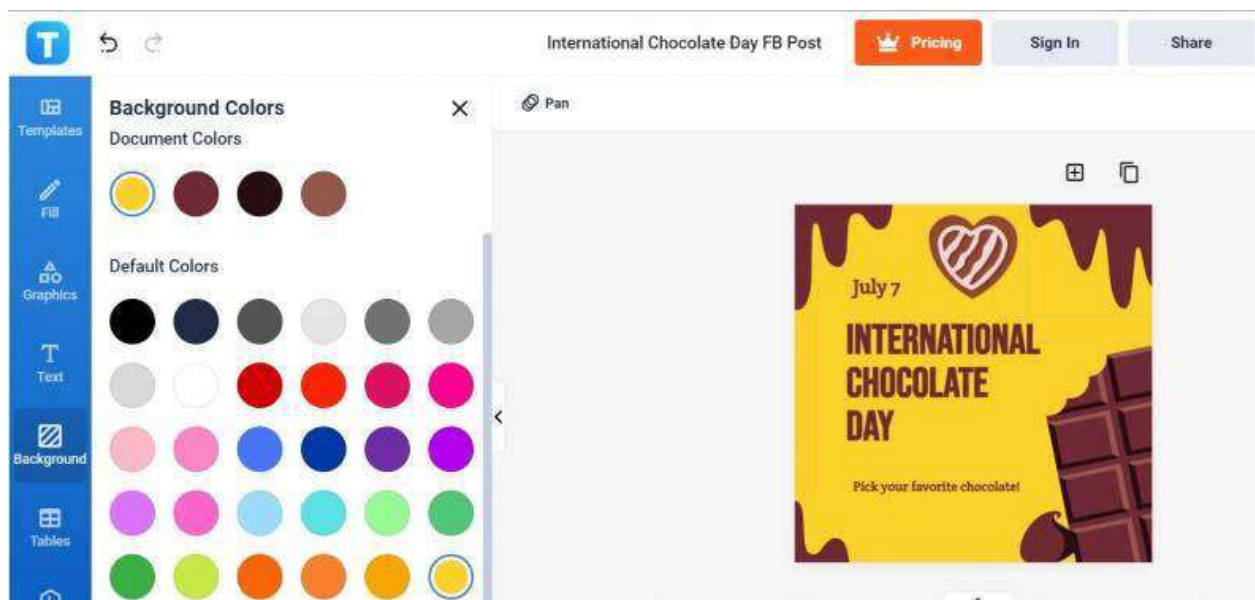
If you want to change the template's font style, click on the FILL button and move your cursor to the caption. From there you can select a font style and while doing so you have the option to change its size and color as well.

3. Provide Additional Graphics.



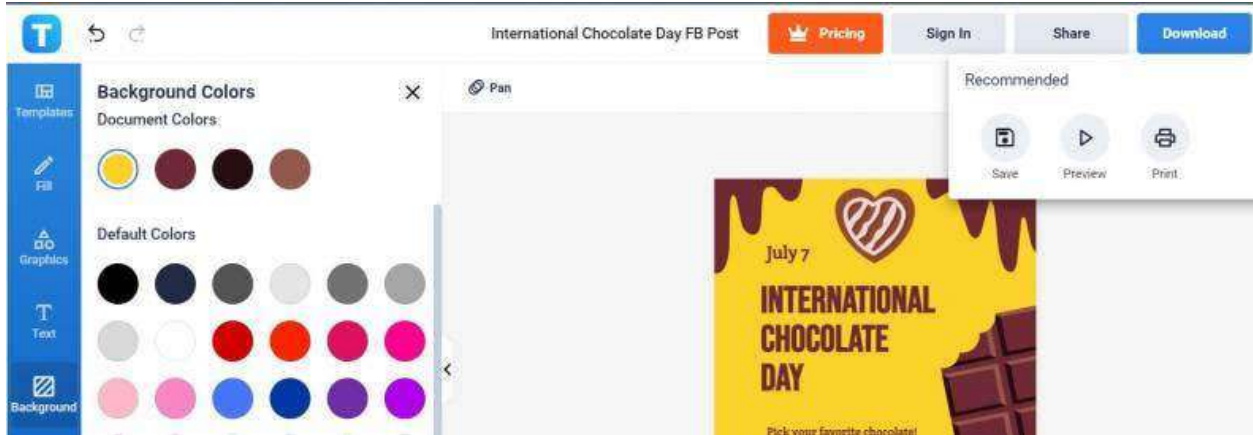
To spice up your template, you can add more images and graphics to make it more appealing, Simply click on the GRAPHICS button on the blue panel on the left side of your screen and select an image from our stocks.

4. Customize the Background Color.



If you think the background color is too dull or dark for your taste, then try changing its color. Click on the BACKGROUND button and select the best color scheme that would fit the template.

5. Save and Download the Template.



After you have carefully edited the template, it's time to download and save your work. To do so, click on the three-dotted icon found in the upper right-side corner of your screen.

Instagram

1. Select an [International Chocolate Day Instagram Post](#) template.



This International Chocolate Day Instagram post makes a great example of an IG post. To start editing, click on the Edit this Template FREE button which is located in the right side corner of your screen.

2. Add or Customize the Images.



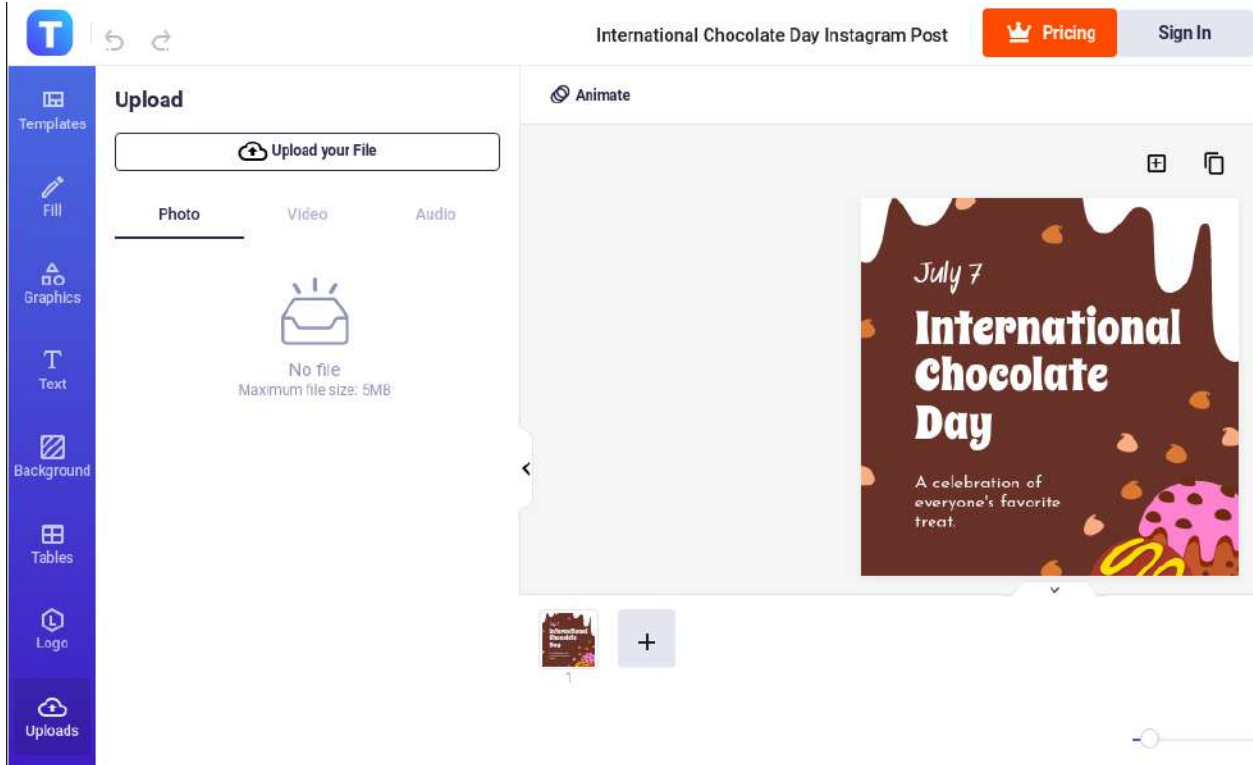
To further customized the template you have the option to change or add more images and clipart. On the blue panel located on the right side of your screen, click on GRAPHICS and search for an image(s) that you would want to add. Or if you want to delete a pre-existing image, click on the image to highlight it, and on the upper portion, a trash can-looking button will give you an option to delete the image.

3. Add a Logo.



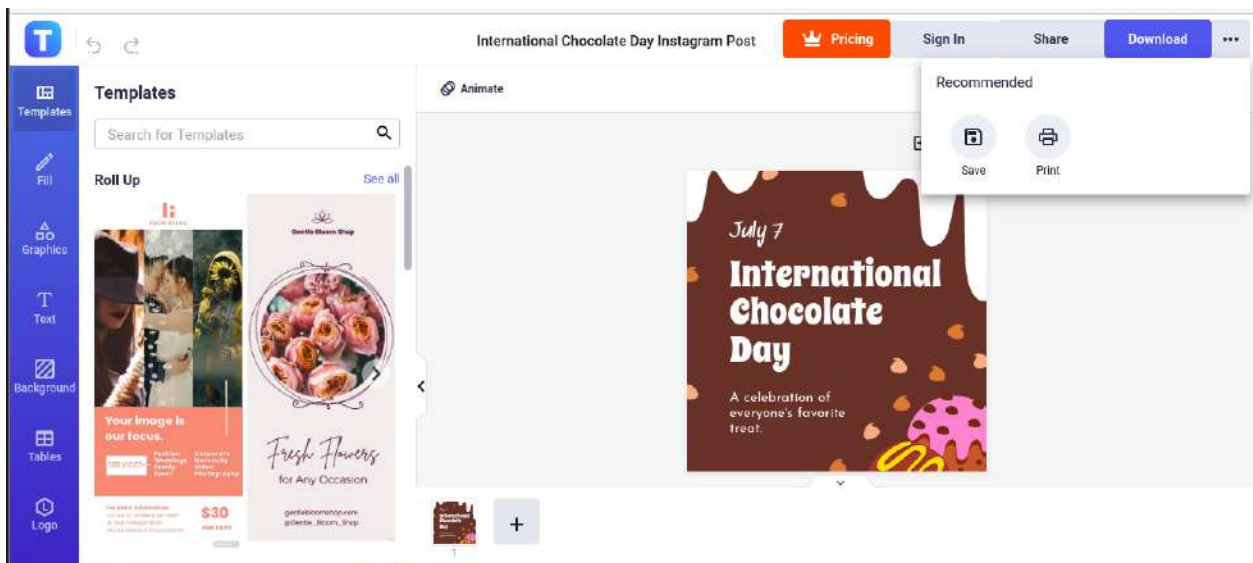
If you are creating an IG post to sell or perhaps handing out chocolate giveaways on this occasion, then don't forget to add your company or brand logo. To do this, click on the LOGO button located on the blue side panel and upload the image from your personal file. Take note that the file must not exceed 5MB.

4. Upload Your Own Image, Video, or Audio.



To add your own image, video, or audio from your personal file, just click on the UPLOADS button right below the LOGO button on the side panel. Make sure that the file you are about to upload does not exceed 5MB.

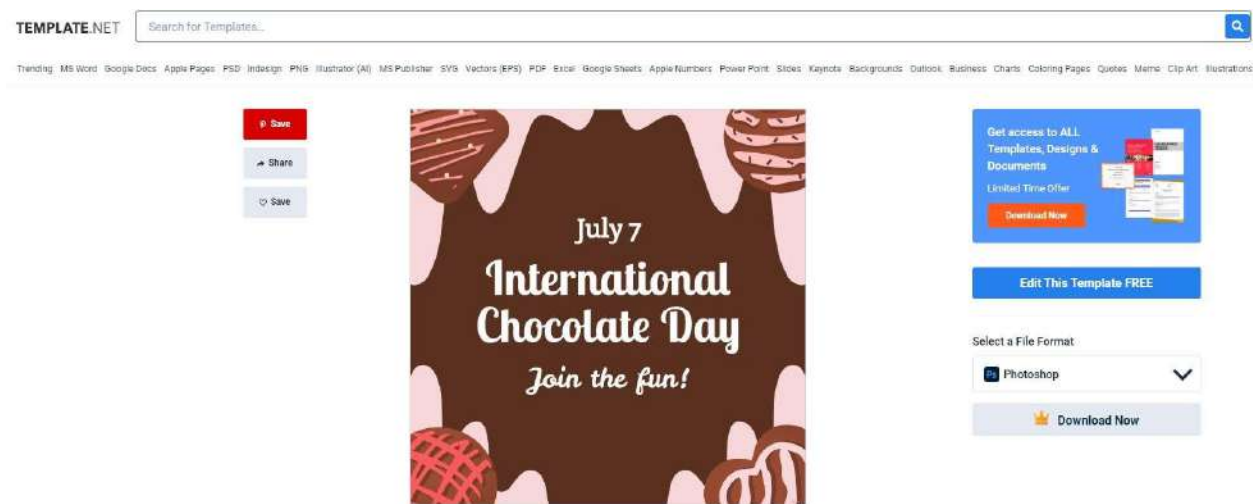
5. Finalize Your Work.



To be able to post your template on your Instagram account, don't forget to save your work. Just click on the three-dotted button in the upper right-hand corner to save.

WhatsApp

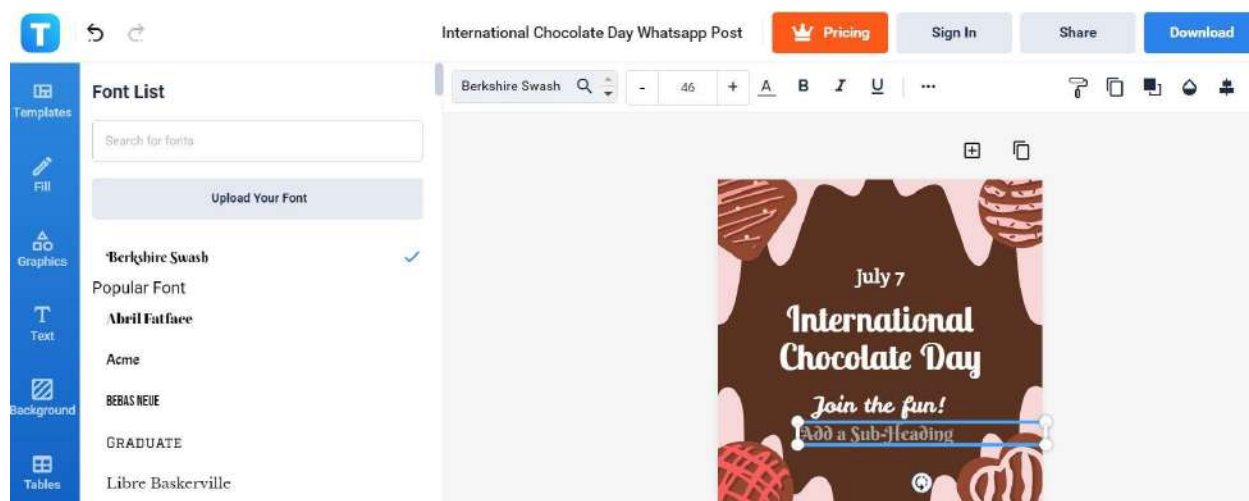
1. Select an [International Chocolate Day WhatsApp Post](#) template.



International Chocolate Day Whatsapp Post

Choose a template for your WhatsApp post, just like the template we have available. Click on the image to start editing and customizing the template.

2. Add a Personalized Statement.



Add a statement to your template by simply clicking on the TEXT button. You have the option to change the font style, color, and size to match the template's theme.

3. Add a Calendar.

S	M	T	W	T	F	S
		1	2	3	4	5
6	7	8	9	10	11	12
13	14	15	16	17	18	19
20	21	22	23	24	25	26
27	28	29	30	31		

NAME	TIME IN	TIME OUT

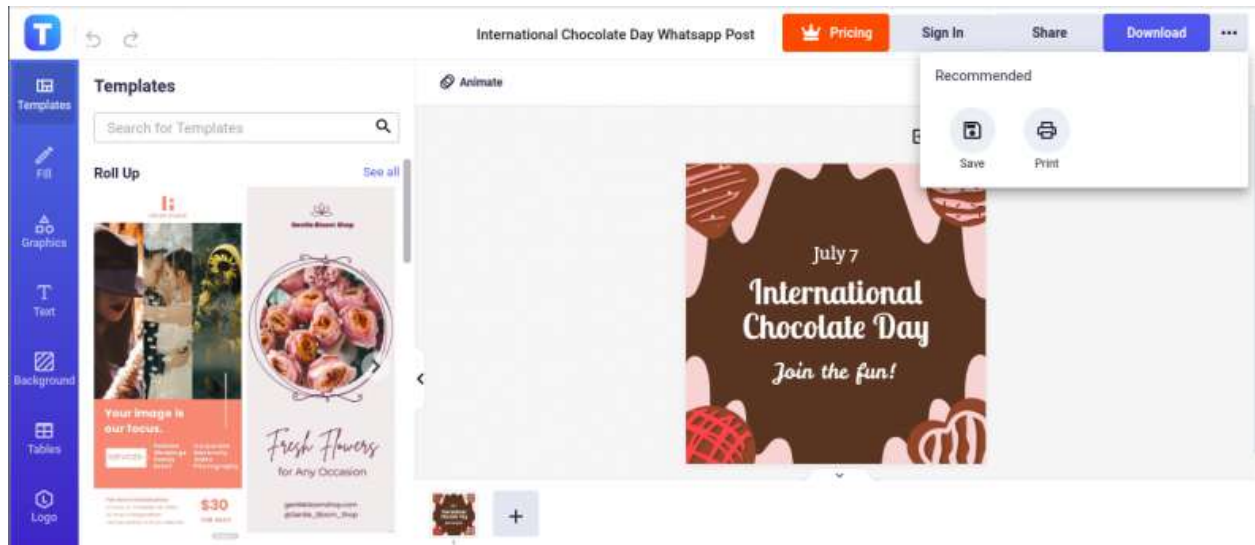
By clicking on the TABLES button you have an option to add a calendar or a time schedule to your template. You also have the option to resize the image to make sure it fits.

4. Change the Main Font.

Fill text
July 7
International Chocolate Day
Join the fun!

Since this is a pre-designed template, you can always change the main font and its color to suit your requirements. Click on the TEXT button and on the Fill Text portion you can edit or change what has been written down.

5. Save and Print Your Output.



Double-check your work and if all is good, it's time to print or save the template or you can even do both. Simply click on the three-dotted button right beside the Download button located in the right-hand top corner of your screen.

International Chocolate Day vs. Valentine's Day

International Chocolate Day is an annual celebration that commemorates the introduction of chocolate in Europe and is the basis for other local chocolate events.

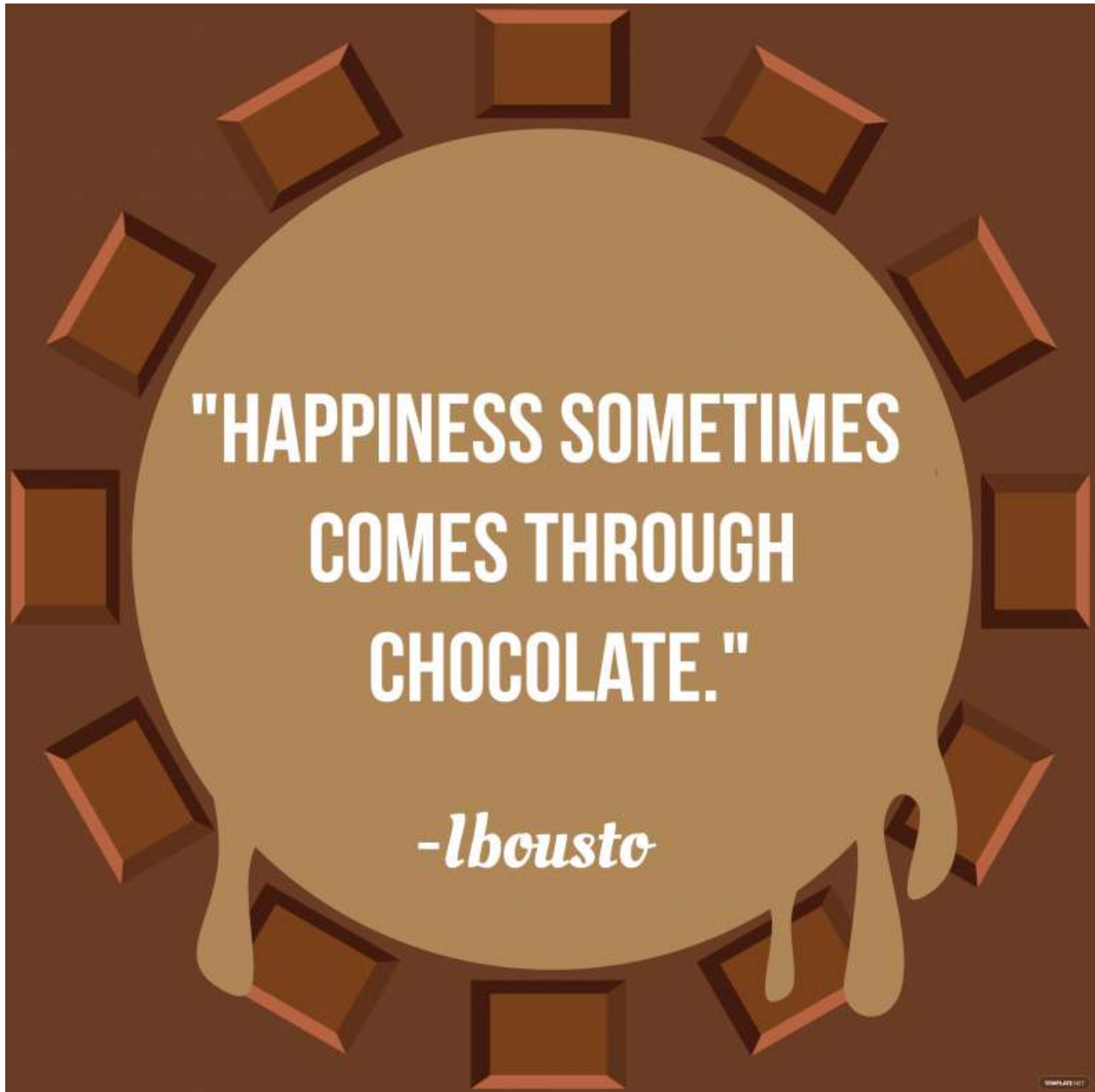
[Valentine's Day](#) or St. Valentine's Day is celebrated every February 14 it has become a special date for lovers, friends, and families where flowers, chocolates, and gifts are exchanged.

International Chocolate Day Ideas and Examples

International Chocolate Day is an enjoyable day for chocolate enthusiasts. You can share this occasion with family, friends, and even strangers who share the same interest by preparing banners, posts, and other fun activities and ideas.


International Chocolate Day Quote Vector Ideas and Examples

Prepare a meaningful or fun quote for this event with a charming [International Chocolate Day Quote Vector](#) that you can incorporate into your social media posts and email blast campaigns.



International Chocolate Day Wallpaper Background Ideas and Examples

Update your laptop's wallpaper with a beautifully designed [International Chocolate Day Wallpaper Background](#) that is just right for you.



International Chocolate Day Invitation Background Ideas and Examples

If you're throwing a chocolate-themed party, then a well-designed [International Chocolate Day Invitation Background](#) should be able to captivate your guests.



International Chocolate Day Flyer Vector Ideas and Examples

Flyers make great marketing campaign materials for any event and promotion, so start creating your very own flyer with an eye-catching [International Chocolate Day Flyer Vector](#).



International Chocolate Day Poster Vector Ideas and Examples

Just like flyers, you can advertise or announce almost anything by using posters, and a fancy-looking [International Chocolate Day Poster Vector](#) would make a fitting example.

INTERNATIONAL CHOCOLATE DAY

Cheers to more sweetness!



International Chocolate Day iPhone Background Ideas and Examples

Celebrate the occasion by using an [International Chocolate Day iPhone Background](#) which is quite a delight to look at.



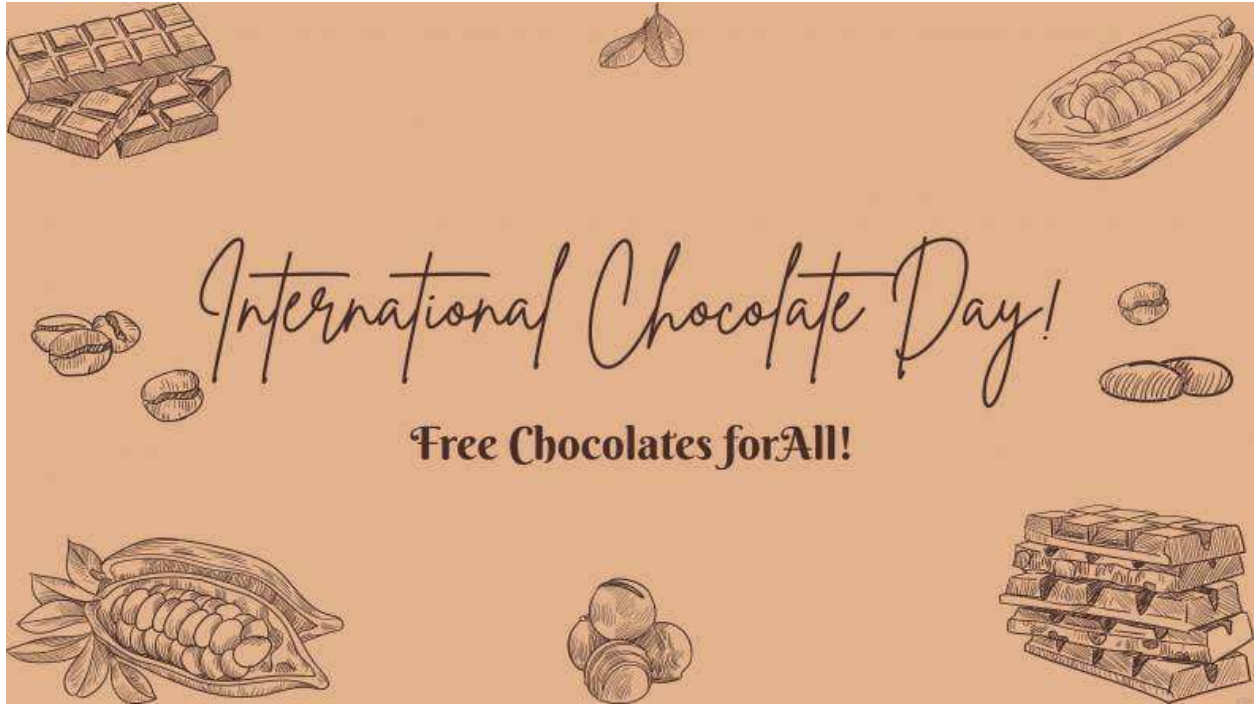
International Chocolate Day Banner Background Ideas and Examples

Banners make interesting promotional accessories for business or blog designs, so start creating one now with a well-crafted [International Chocolate Day Banner Background](#) just in time for the occasion.



International Chocolate Day Wishes Background Ideas and Examples

Express your well-wishes to family and friends by posting an [International Chocolate Day Wishes Background](#), which works well with just about anything, for you to send via email or social media story.



International Chocolate Day Greeting Card Background Ideas and Examples

A greeting card is not only meant for a birthday or anniversary, you can send one anytime including on International Chocolate Day, so send one to a fellow chocolate enthusiast by using an [International Chocolate Day Greeting Card Background](#), complete with a variety of chocolate-designed graphics.



International Chocolate Day Cartoon Vector Ideas and Examples

An [International Chocolate Day Cartoon Vector](#) will surely attract school kids with its fun chocolate bar designs which complement the captions.



FAQs

Why is International Chocolate Day celebrated?

International Chocolate Day is celebrated to commemorate the founding of chocolate and to promote its surprising health benefits.

When did National Chocolate Day start?

This event started on the 7th of July in 2009.

What is the importance of Chocolate Day?

Over the years, chocolate has played a significant role in our food consumption thus it is only relevant to dedicate a day to which we value the contribution of chocolates to our lives.

How do people celebrate International Chocolate Day?

You can celebrate International Chocolate Day by sharing chocolates with family and friends, holding a chocolate-themed event, adding chocolate recipes to your restaurant menu, and many others.

What is the origin of International Chocolate Day?

There is no fixed account as to who started this celebration but a lot has been said it is linked to the supposed anniversary of the introduction of chocolate in Europe.

What do you say on International Chocolate Day?

There are various ways to greet others on this said occasion such as “I wish you to have the most delicious and chocolaty day!” or simply saying “Happy Chocolate Day”.

What is the significance of International Chocolate Day?

The significance of International Chocolate Day is that it allows chocolate lovers and enthusiasts to openly share their interest in this beloved desert and to raise awareness of the benefits of chocolates in our lives.

Who started Chocolate Day?

There is no given name or institution to suggest who exactly started Chocolate Day.

What is the reason to celebrate Chocolate Day?

The main reason why we celebrate Chocolate Day is to signify the importance of chocolates and how it has been part of our meals.

How long does International Chocolate Day last?

International Chocolate Day is a one-day event.

What is the message of International Chocolate Day?

The message of International Chocolate Day is to hope that everyone sincerely continues to enjoy their love and support for chocolates.

What do you do on International Chocolate Day?

There are several things you can do on this day, perhaps you can indulge yourself by eating different kinds of chocolate-flavored candy bars, sharing a chocolate theme recipe, exchanging chocolate gifts, and many others!