

Constitution Citizenship Day

Constitution Citizenship Day is a time to celebrate how the U.S. Constitution defines the constitutional and citizenship rights and responsibilities of Americans. As one of the special [holidays](#) in the United States, it is a significant event to promote the importance of the constitution in the U.S., inform the rights and responsibilities of U.S. citizens in their country, and support prospective citizens to prepare for their naturalization process.



Constitution Citizenship Day Definition & Meaning

Constitution Citizenship Day is a national holiday in the United States of America to commemorate the signing of the U.S. Constitution.

Constitution Citizenship Day also provides financial support or Federal funds for a fiscal year to each academic institution and school when holding an educational program about the U.S. Constitution for the students.

When is Constitution Citizenship Day?

Constitution Citizenship Day is founded on September 17, 1787, as the U.S. Constitution served as the supreme law of the United States of America. Since then and now, Americans celebrate Constitution Day and Citizenship Day every 17th of September each year to reflect on their respective rights and responsibilities of citizenship. Additionally, September 17-23 is recognized as Constitution Week.

Constitution Citizenship Day History

Constitution Citizenship Day began when the members of the Constitutional Convention signed the Constitution of the United States on September 17, 1787, in Philadelphia, Pennsylvania. The necessity for a strong centralized government pushed the members to consider the formation of the Constitution and submit the proposal to the states for ratification. Eventually, the Constitution was ratified which then led to the establishment of the new Federal government in 1789.

Constitution Citizenship Day Purpose, Importance

Constitution Citizenship Day is remembered for numerous years and decades by most Americans and it has some purpose and importance to the people including the ones we included in this part:

Time to Encourage Americans to Think About their Constitutional Rights and Responsibilities

Constitution Citizenship Day is made to help everyone in the United States in becoming more informed about their rights and responsibilities for the country and their community based on the U.S. Constitution. The U.S. Constitutional Law encompasses the rights and powers of the branches of government and the people. Some of the rights and responsibilities included in the Constitution are the freedom of religion, speech, press, assembly, and petition, and being obedient to U.S. law.

Protect the Rights and Responsibilities of the Citizens

U.S. Citizens need to be knowledgeable about the Constitution and Citizenship Day so that they can protect the rights of individuals and promote common good deeds to their community and other people. When they fulfill their obligations to the government, they are making the country a better place. For example, the right to equality and freedom from discrimination helps all citizens to have equal opportunities and rights in life and formulate independent decisions.

Recognize Prospective Citizens in their Naturalization

This holiday also recognizes people who are preparing to become U.S. citizens. The U.S. Citizenship and Immigration Services or USCIS provides a variety of study resources for the civics and English sections of the naturalization interview and test process. These items are essential guides for prospective citizens when they take the naturalization test.

What's in a Constitution Citizenship Day?

Constitution Citizenship Day is celebrated every 17th day of September to commemorate the establishment of the United States Constitution. The act that established this holiday mandates that all publicly funded academies, educational institutions, and universities, as well as all

federal agencies, should offer educational programming about the history of the American Constitution. In addition to this, it advocates the celebration of U.S. citizenship and informs the American people to appreciate their honor and privilege.

How to Create a Constitution Citizenship Day Social Media Post

Do you like to share a compelling greeting post on your social media to commemorate Constitution Citizenship Day? Design beautiful flyers, posters, graphics, and social media posts for this holiday. Follow the steps here to create a well-constructed Constitution Citizenship Day social media post on your Facebook, Instagram, and WhatsApp.

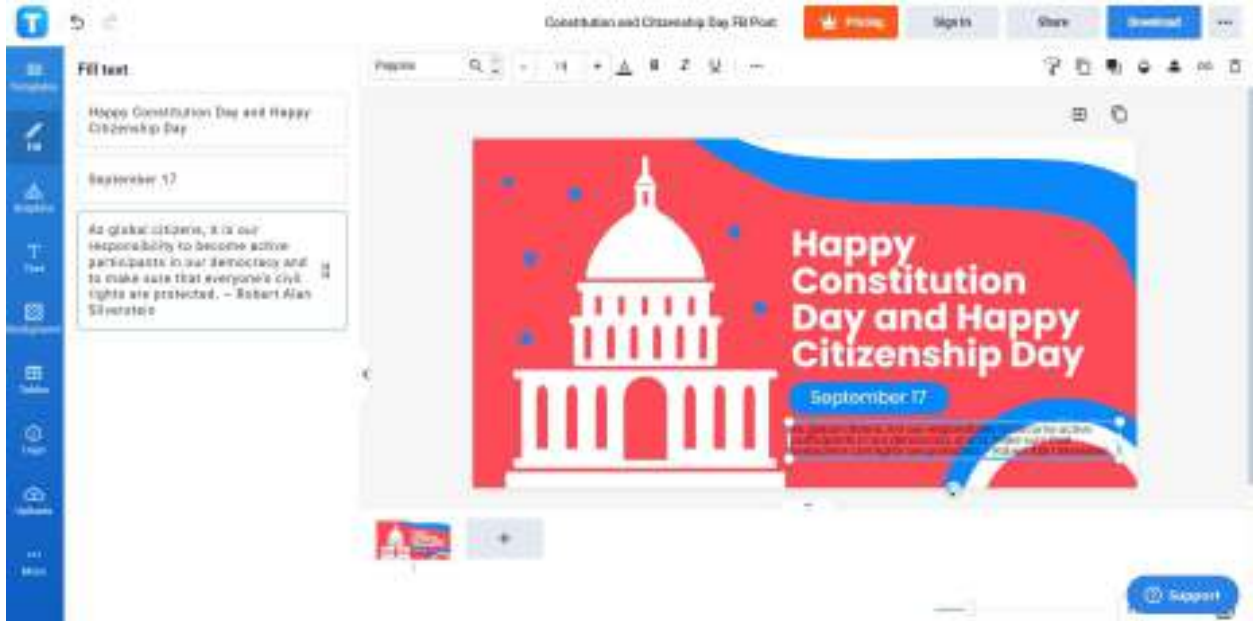
Facebook

1. Download an editable [Constitution and Citizenship Day Facebook post template](#).



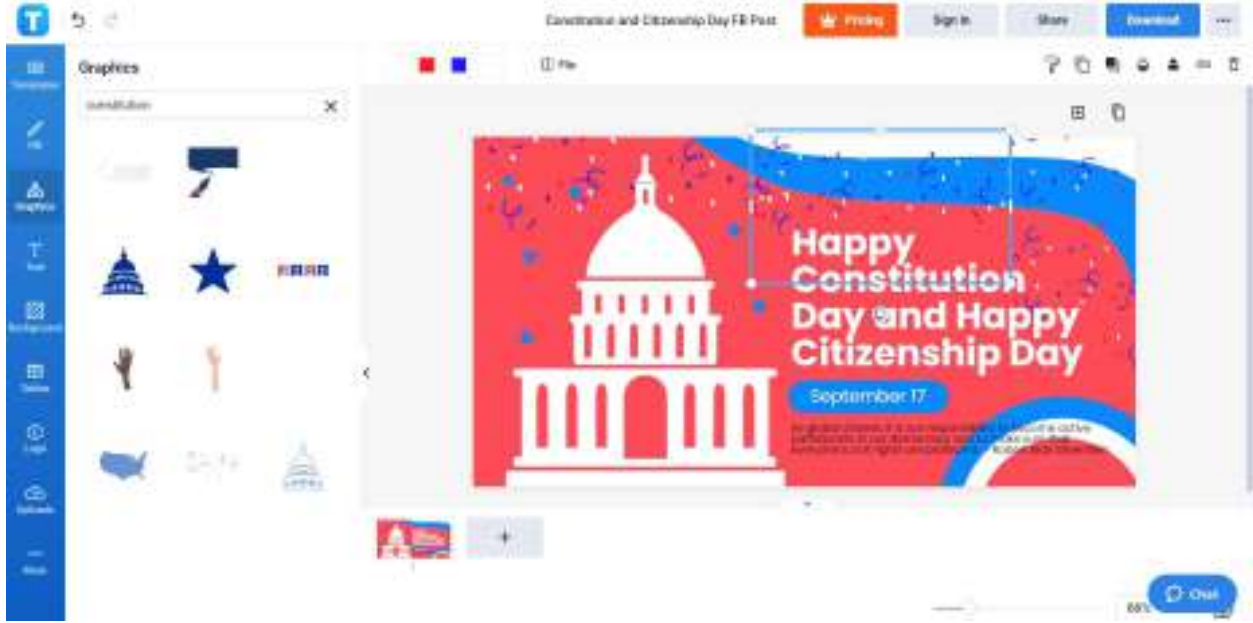
Visit Template.net and choose a Facebook post template that you want to download and use for your Constitution Citizenship Day social media post. After choosing your template, click it and open the template. Click Edit This Template FREE so that you can start working on the template in the editor tool.

2. Insert an inspiring quote about the Constitution and Citizenship Day.



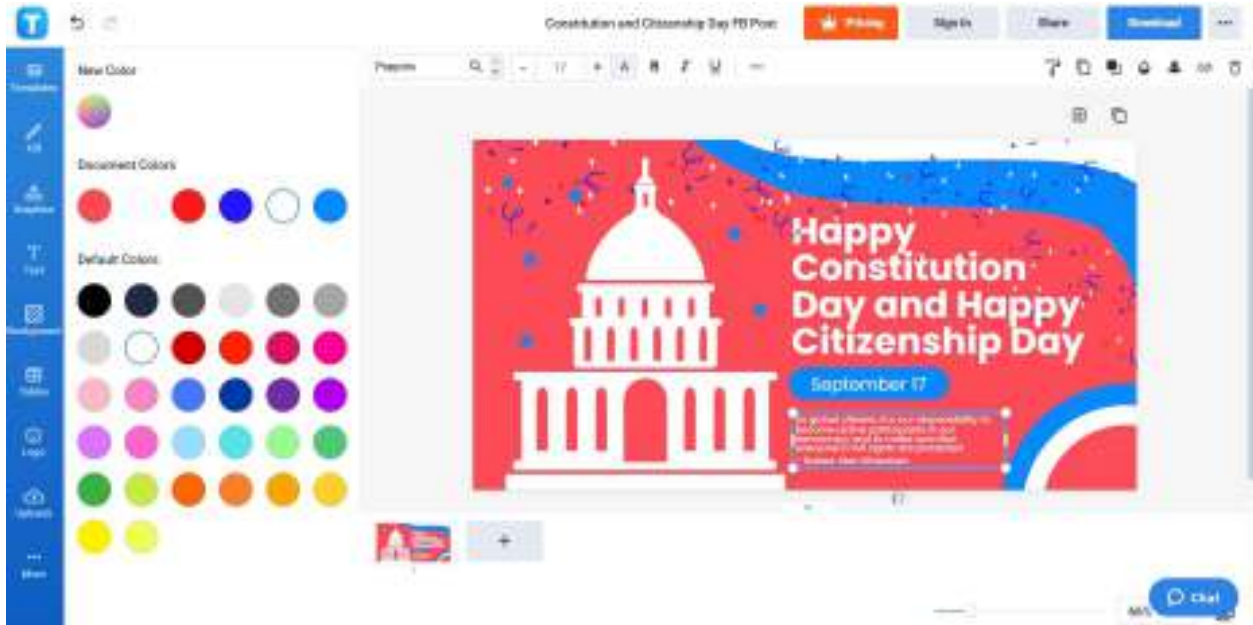
Search for an inspiring quote about the Constitution and Citizenship Day. When you are done searching, type or copy and paste the text to your template. Select Text in the side menu to insert an in your Facebook post.

3. Add eye-catching graphics.



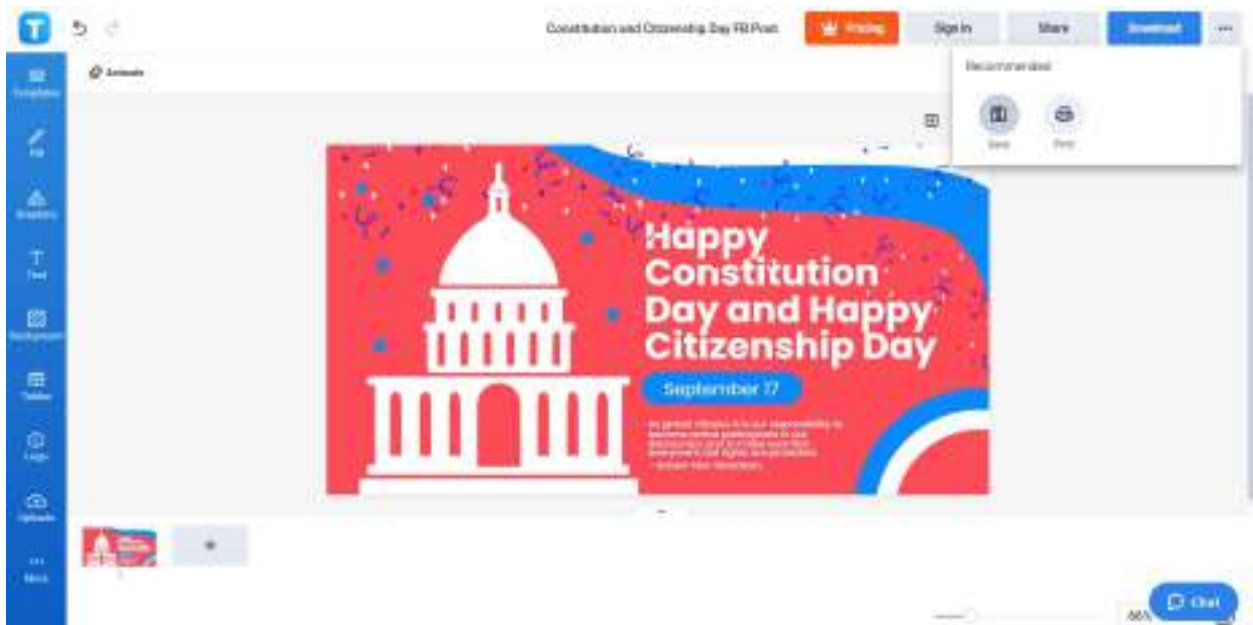
Decorate the background of your Facebook post template. Add some eye-catching graphics like some blue and white ribbon confetti. Click Graphics in the side menu and use the search box to look for graphics related to Constitution.

4. Edit the texts.



Adjust the font size of the texts in your template by selecting the font size. Or drag, and hold the corners of the text box while resizing your text. Then, change the font color of your text so that it can be easily seen by the viewers.

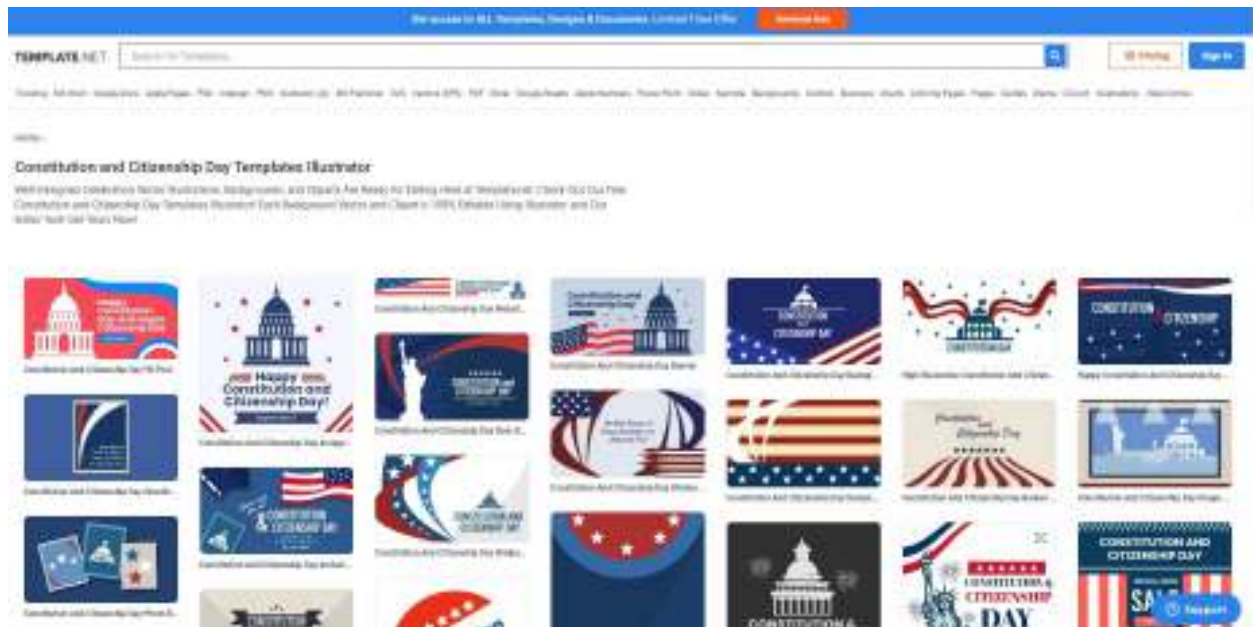
5. Save and upload your Constitution and Citizenship Day post on Facebook.



Check each text and visual element on your template. Fix some things that you want to change. Lastly, save your design by clicking Download and Save, and upload your Constitution and Citizenship Day post on your Facebook account.

Instagram

1. Select a customizable [Constitution and Citizenship Day Instagram Post](#) template.



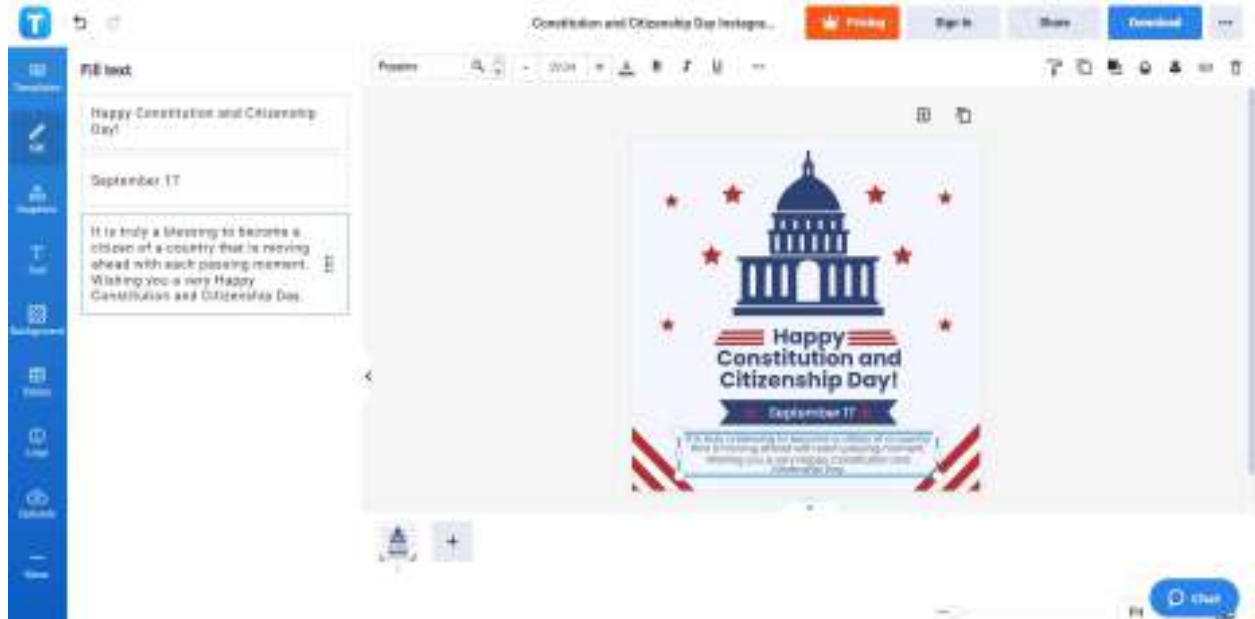
Template.net offers a well-designed selection of templates ranging from banners, flyers, posters, vector graphics, and illustrations, including social media posts. Look for an Instagram post template for Constitution and Citizenship Day. Select your preferred customizable template and download it, or you may use our editor tool when you click Edit This Template FREE.

2. Modify the size of the text and graphic elements.



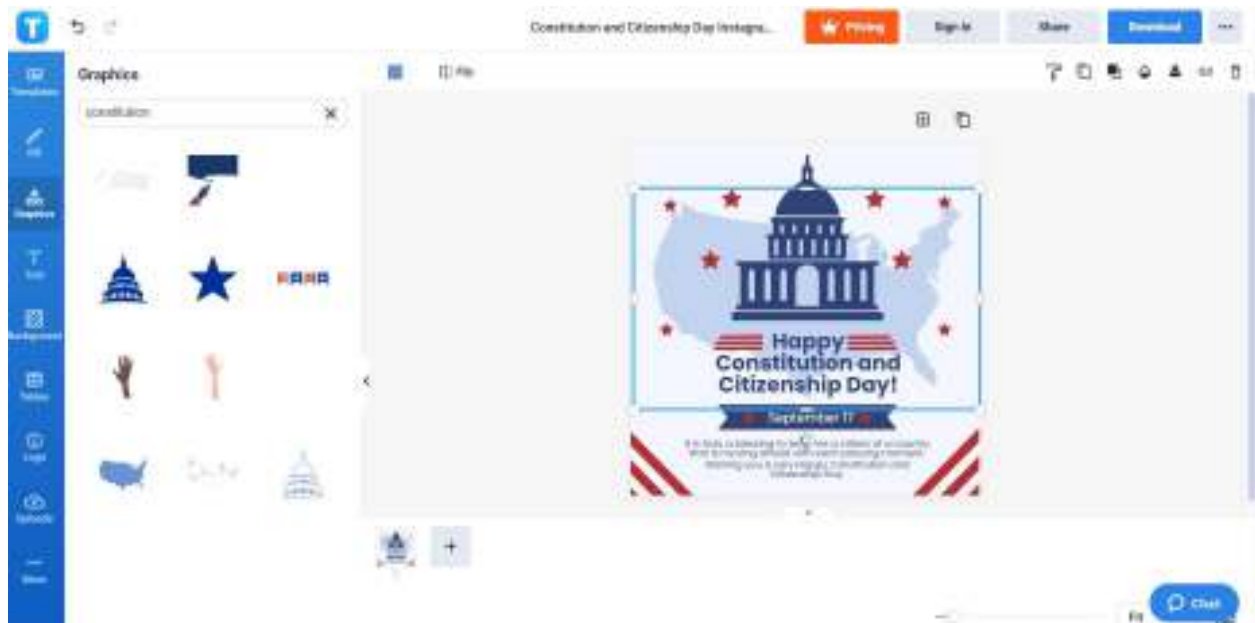
Click, drag, hold and release the corner of the text box or the graphic element you want to resize. Adjust the position of each element and make sure that they align with each other. Change the font size of the text if you want to.

3. Include a short greeting to celebrate the Constitution and Citizenship Day.



Make a short greeting or message to commemorate the Constitution and Citizenship Day and to support U.S. citizenship. Use Fill or Text in the side menu and add text to the template. For the font color, simply follow the color scheme in your template.

4. Insert a compelling visual component.



Level up the look of your Instagram post when you insert a compelling visual component into the background of your post. Click Graphics and search Constitution and you will see various images associated with this event. For example, you may add a geographical map or figure of the United States into the background, and adjust the opacity of the image to 35.

5. Check, save, and upload your Constitution and Citizenship Day Instagram post.



Take your time to check all the text elements and visual components of your Instagram post. Revise some elements if necessary. Finally, save and upload your Constitution and Citizenship Day post on your Instagram page.

WhatsApp

1. Pick a free [Constitution and Citizenship Day WhatsApp Post](#) template.



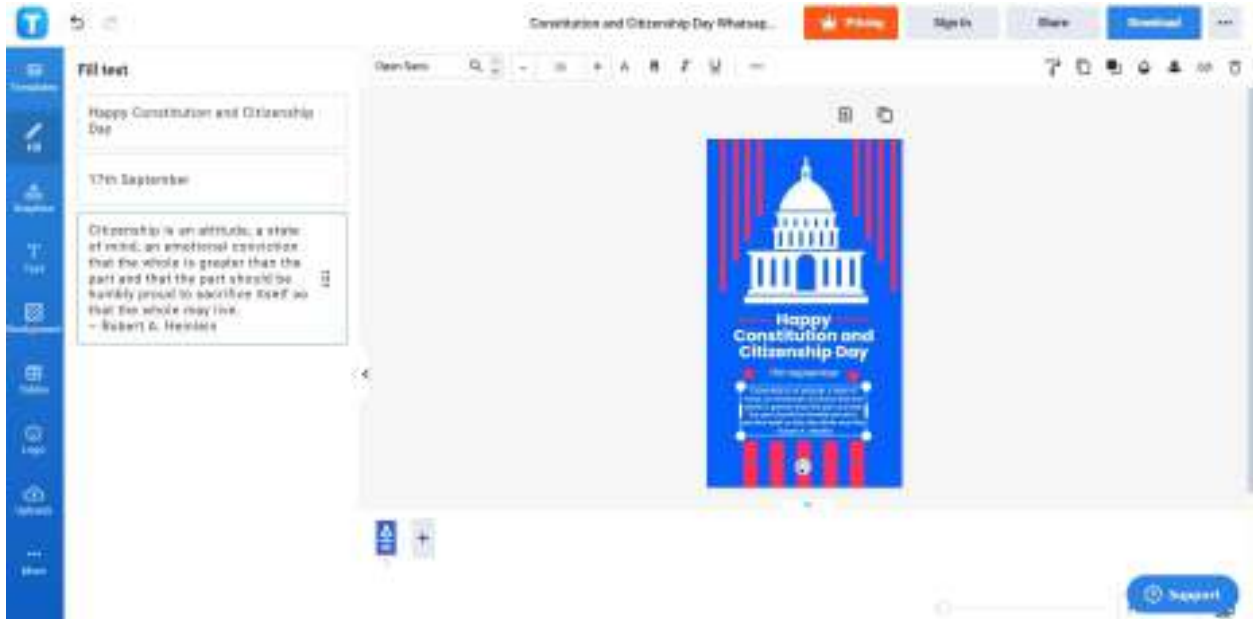
Go to Template.net and pick a free Constitution and Citizenship WhatsApp post template. Click the template and open the link. You may download the template or use our Editor tool to easily personalize the template.

2. Adjust the size of the text and other graphics.



The template already has some text and graphical elements that you can easily adjust if you want. Click on the text and graphics you like to resize by dragging and dropping them to your preferred size. For the text, simply indicate the font size.

3. Incorporate a meaningful quote.



Brainstorm a motivational quote or search for a meaningful quote online about the Constitution and Citizenship Day. Type or copy and paste the quote you selected online to your post template. Select Text, click Add a Paragraph, include the quote in the text box, modify the font size and font color and adjust the line spacing of the text.

4. Change the background design.



Use some colorful clip art provided in the Graphics feature of the editor tool. Search the United States in Graphics and select the U.S. flag design you want for the post. When you are done selecting the flag design, place it at the back by clicking Order and Send To Back, tilt the image, and adjust the opacity to 40.

5. Revise, download, and upload your new WhatsApp post for Constitution Citizenship Day.



Examine your WhatsApp post if you need to make some necessary changes to the overall design. If you're satisfied with the entire design, download or save your work. Last but not least, upload your Constitution Citizenship Day post to your WhatsApp.

Constitution Citizenship Day vs. National Day of Prayer

Constitution Citizenship Day is an annual event observed and held on September 17 to remember the signing of the U.S. Constitution in Philadelphia on September 17, 1787, and to help the U.S. citizens to acknowledge the U.S. Constitution through several family activities, school events, public programs, and other online references.

National Day of Prayer is a yearly event that happens on the first Thursday of May, ordered by the Congress of the United States, to motivate all Americans to pray to God in prayer and meditation.

Constitution Citizenship Day Facts

Constitution Citizenship Day is one of the national holidays celebrated in the United States. Here are some interesting facts about this holiday:

- The U.S. Constitution was signed on September 17, 1787, by the delegates to the Constitutional Convention.
- George Washington, Thomas Jefferson, Alexander Hamilton, and Benjamin Franklin, along with other men signed the U.S. Constitution document that contains four pages long.

- The U.S. Constitution has seven articles that outline the powers of the President and Executive Branch, the Congress, the Judicial Branch, the process of adding amendments, the relationship between the states, and the representatives' oath.
- The Constitution of the United States has 27 amendments.
- The Constitution Citizenship Day was originally proposed in 1789 and not ratified until 1992.

Constitution Citizenship Day Ideas & Examples

If you are currently planning for the celebration of Constitution Citizenship Day, we include some beautiful and worthwhile ideas and examples here to assist you and other people in your community to organize activities and programs for this national holiday.

Constitution Citizenship Day Ideas

Here are some of the unique ideas that you can do, especially for schools and their students, to commemorate Constitution Citizenship Day:

- For elementary students, ask them to develop an analysis of the impact of civic involvement and to critically view the Constitution.
- Teach elementary students about their responsibilities in the government.
- Read lyrics and listen to the songs about the United States of America to celebrate U.S. democracy and citizenship.
- Hold some quizzes and essay contests about the U.S. Constitution and the Declaration of Independence.
- For middle and/or high school students, use some activities on the Bill of Rights and the Declaration of Independence to promote essential skills of context clues, rhetoric, and vocabulary.
- Encourage people in your community to read stories with themes based on the words sorry, forgiveness, reconciliation, peace, and unity, and discuss how the stories are connected to Constitution Citizenship Day.
- Organize a poster contest in creating an eye-catching poster for Constitution and Citizenship Day.
- Listen to some podcasts about the Constitution and Citizenship Day.
- Make students search and report on a recent news article related to the Constitution.
- Write meaningful messages and letters to families, communities, and schools during Constitution Citizenship Day through colorful greeting cards, banners, and flyers.

Constitution Citizenship Day Examples

There are many kinds of Constitution Citizenship Day templates that you can use for celebrating this special holiday. Use these modern Constitution Citizenship Day examples when you design your banners, greeting cards, flyers, posters, and social media posts:

1. [Constitution and Citizenship Day FB Post](#)



2. [Constitution and Citizenship Day Invitation Background](#)



3. [Constitution and Citizenship Day Greeting Card Background](#)



4. [Constitution and Citizenship Day Banner](#)



5. [Constitution and Citizenship Day Vector Background](#)



6. [Constitution and Citizenship Day Flyer Background](#)



7. [Constitution and Citizenship Day iPhone Background](#)

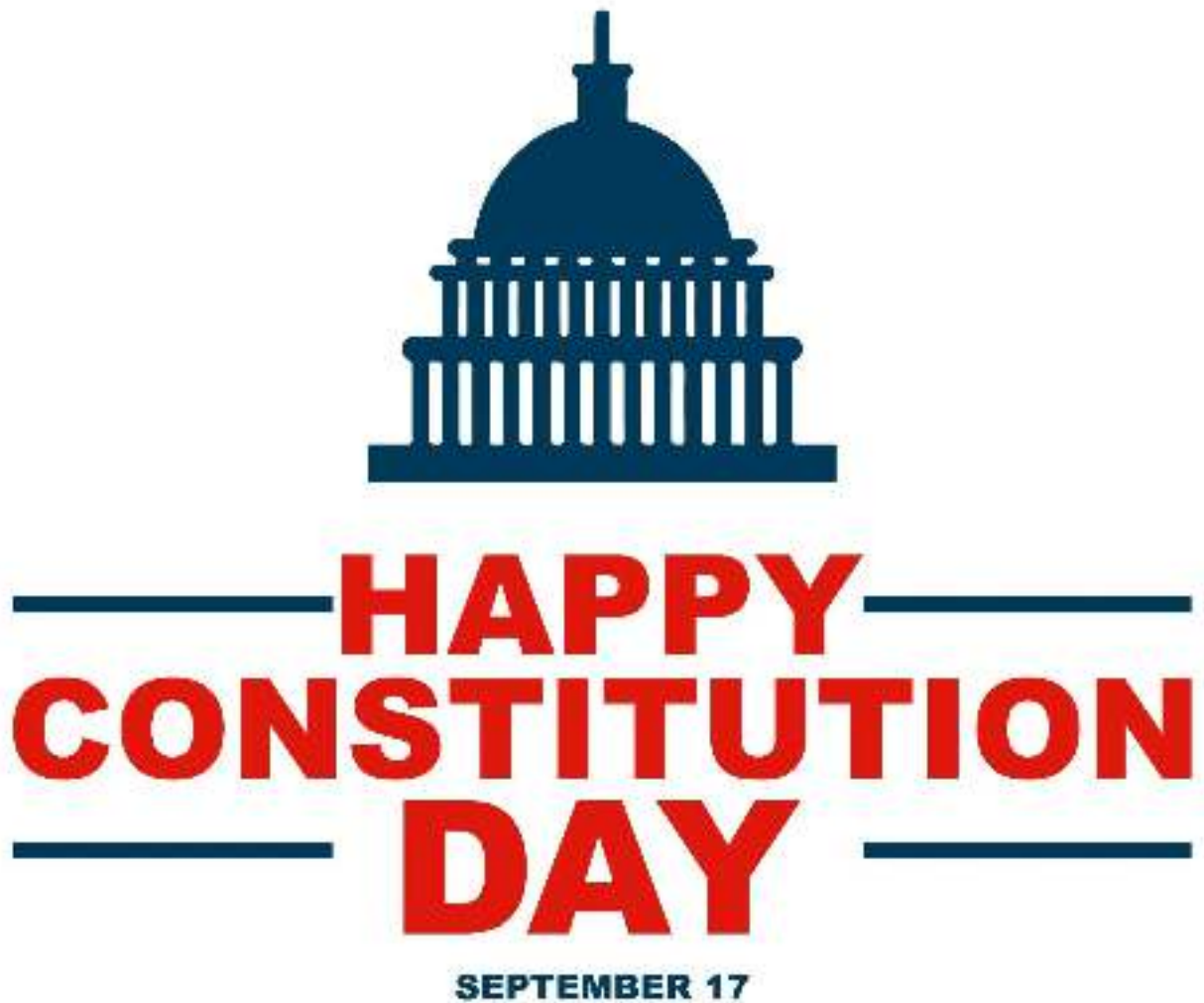


*Constitution
Day*

8. [Constitution and Citizenship Day Website Banner](#)



9. [Constitution and Citizenship Day Outline Clip Art](#)



10. [Constitution and Citizenship Day Vector Art](#)

Constitution and Citizenship Day



FAQs

Why do we celebrate Constitution Day and Citizenship Day?

We celebrate Constitution Day and Citizenship Day because it honors the adoption of the Constitution of the United States and those people who have become citizens of the United States.

When did Constitution Day become Citizenship Day?

Constitution Day became Citizenship Day when President Harry Truman signed it in 1952 and President Dwight Eisenhower announced the first Constitution Week in 1955.

What is the significance of Constitution and Citizenship Day?

Constitution and Citizenship Day is a significant event in the United States as this holiday encourages Americans to deeply reflect on their citizenship and allegiance to the nation, especially on their rights and responsibilities as American citizens.

What does Constitution Day serve?

Constitution Day serves as the day in commemoration of the signing of the U.S. Constitution in Philadelphia as the supreme law of the country.

Who started Citizenship Day?

William Randolph Hearst is a newspaper magnate who started Citizenship Day, while President Harry Truman signed this event into law in 1952.

When did Constitution and Citizenship Day become a federal holiday?

Constitution and Citizenship Day became a federal holiday in 2004.

How do people celebrate Citizenship Day?

People celebrate Citizenship Day by holding quizzes and essay competitions on the subject of the U.S. Constitution, learning about the fundamentals of the Constitution and Citizenship Day, acting out the Bill of Rights, discussing failed amendments, proposing a new Constitutional amendment, and discussing Constitutional rights.

What does citizenship mean in the Constitution?

Citizenship in the Constitution means that a citizen has the right to collect unemployment insurance benefits, the right to hold government offices, and the right to vote.

Is Citizenship Day and Constitution Day the same?

Yes, Citizenship Day and Constitution Day have the same purpose which is to celebrate the establishment and signing of the Constitution and recognize all people in the nation who have become citizens by coming of age or by naturalization.

What countries celebrate Constitution Day?

Countries such as Australia, Belgium, Canada, Cambodia, Denmark, Dominican Republic, Ethiopia, Germany, India, Korea, Mexico, Philippines, Switzerland, Taiwan, Thailand, and many other countries celebrate Constitution Day.

Who was the first person who signed the Constitution?

George Washington is the first person who signed the Constitution.