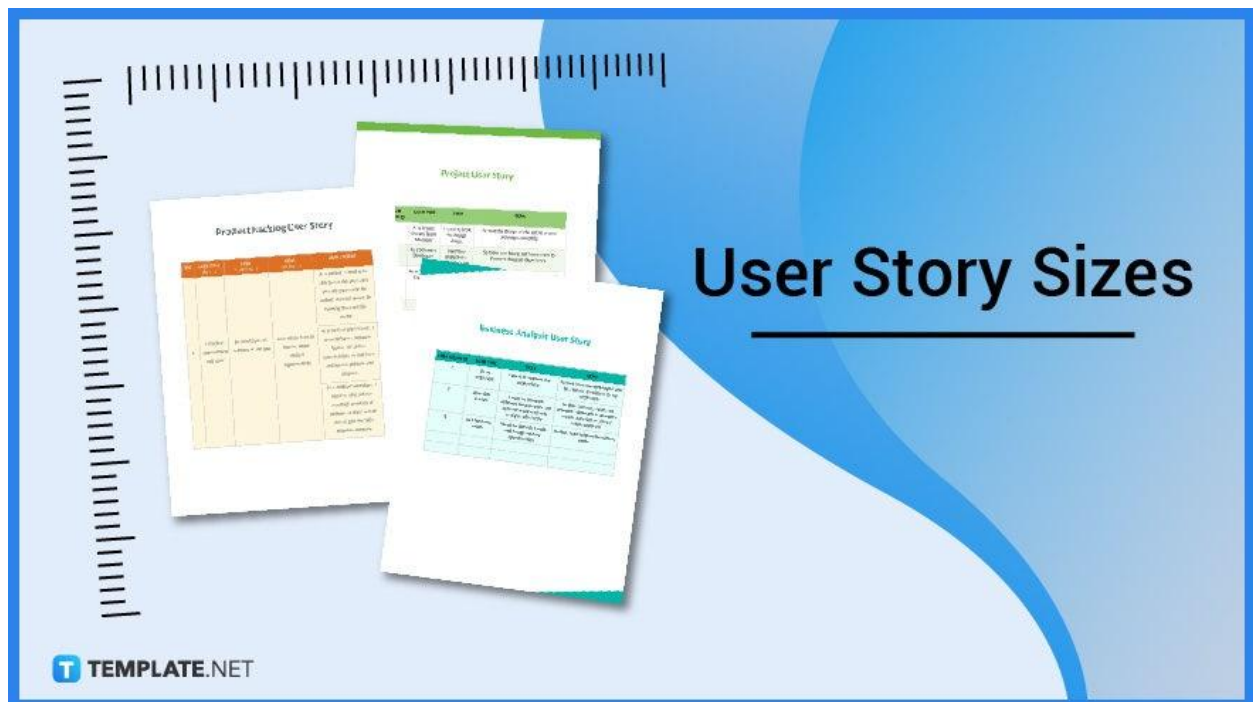


User Story Sizes

User story refers to the smallest unit of an agile framework and an end goal that a business expresses from the software experiences of an end user, thus having multiple user story sizes available, depending on the pain points of end users. The purpose of constructing user stories is to accurately express how a piece of work delivers specific values to customers, fitting well with scrum and kanban frameworks.



User Story Sizes Standard

Letter (8.5 × 11)

Businesses can produce their batch of user stories collated through weeks of brainstorming and writing discernible responses by developing business values that benefit customers while using software with the responsibility of development teams to work on a code or domain to satisfy these values. Businesses utilize the US letter size paper with measurements of 8.5 × 11 inches, following the American National Standards Institute under the ANSI, a code that many companies use for their business documents, especially in the United States and Canada. The aim of printing the record in a US letter size is to compress and collect user stories into unique sets following specific characteristics and factors that

can help the development team to estimate planning sessions to address the functionality of software features.

A4 (8.3 × 11.7)

The A4 size paper has the universal numeric measurements following the width and length of 8.3 × 11.7 inches, which follows the international standard paper sizes that the International Organization for Standardization implements, following the A series range, with the A4 being the most utilized paper size and the A0 being the largest size of the series. An organization can use this paper size for their user stories for prescriptive solutions to users' problems in handling problems, difficulties, and pain points to produce the right and ideal scenarios from the development team. After using the index cards and post-it notes to compile user stories from product owners and other stakeholders, development teams can estimate suggestions and assign the appropriate solutions.

User Story Sizes for Print

Industries and organizations can develop their user stories by arranging the complexity, premature levels, duration or time, and the limits of addressing the problems, pain points, and issues of software that users point out from their perspective. Develop a comprehensive document containing a well-categorized set of user stories, including straight and clear statements from the stakeholders, including product owners and team members, from the collated notes and cards. Print the document using word processors following standard paper sizes like the US letter and A4 size, or non-standardized sizes like legal, measuring 8.5 × 14 inches, folio size of 8.5 × 13 inches, or A3 of 11.69 × 16.54 inches.

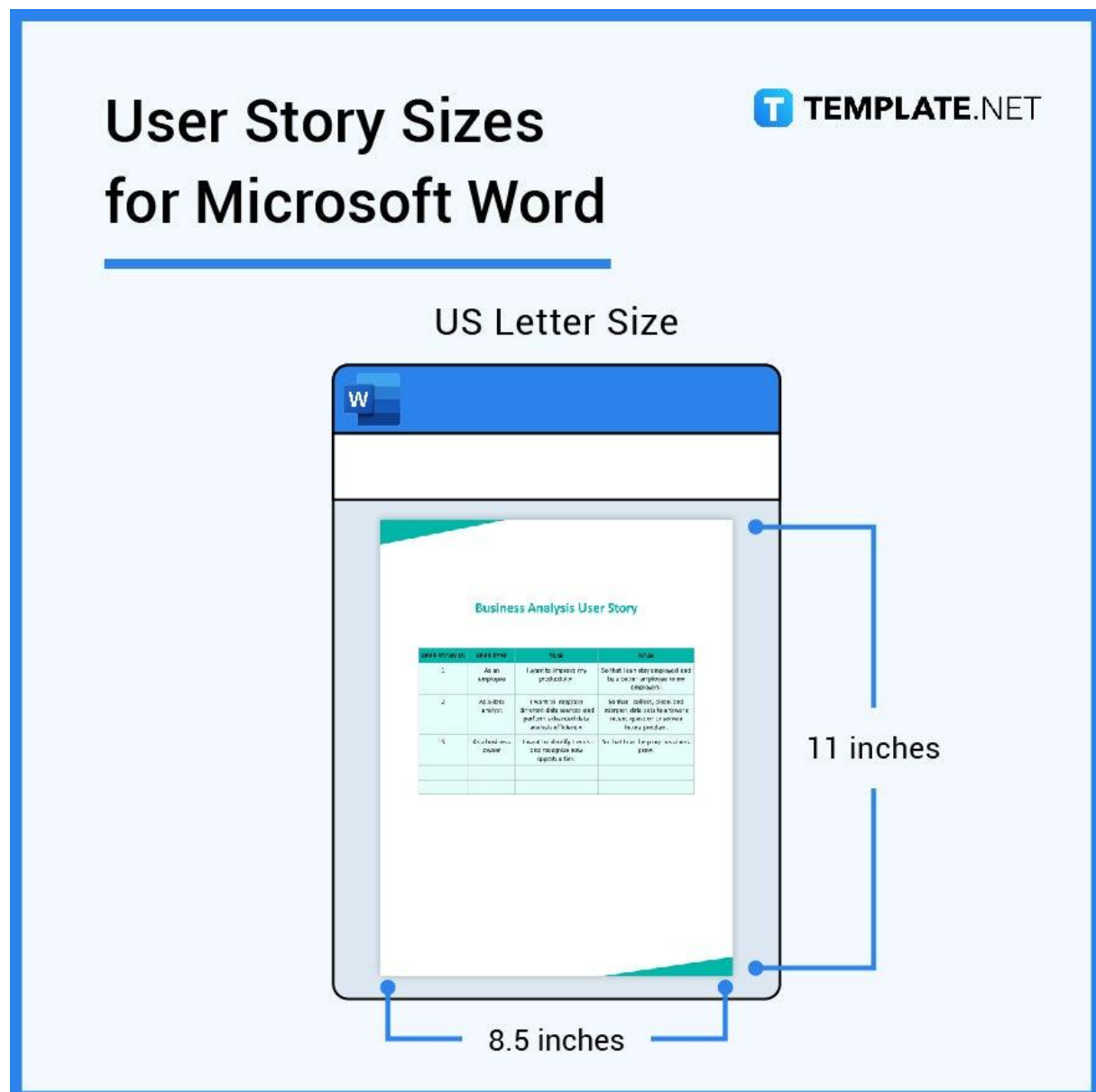
User Story Sizes for Print

 **TEMPLATE.NET**

TYPE OF PAPER	SIZE(in)
US Letter Size	8.5" × 11"
A4 Size	8.3" × 11.7"
Legal Size	8.5" × 14"
Folio Size	8.5" × 13"
A3 Size	11.69" × 16.54"

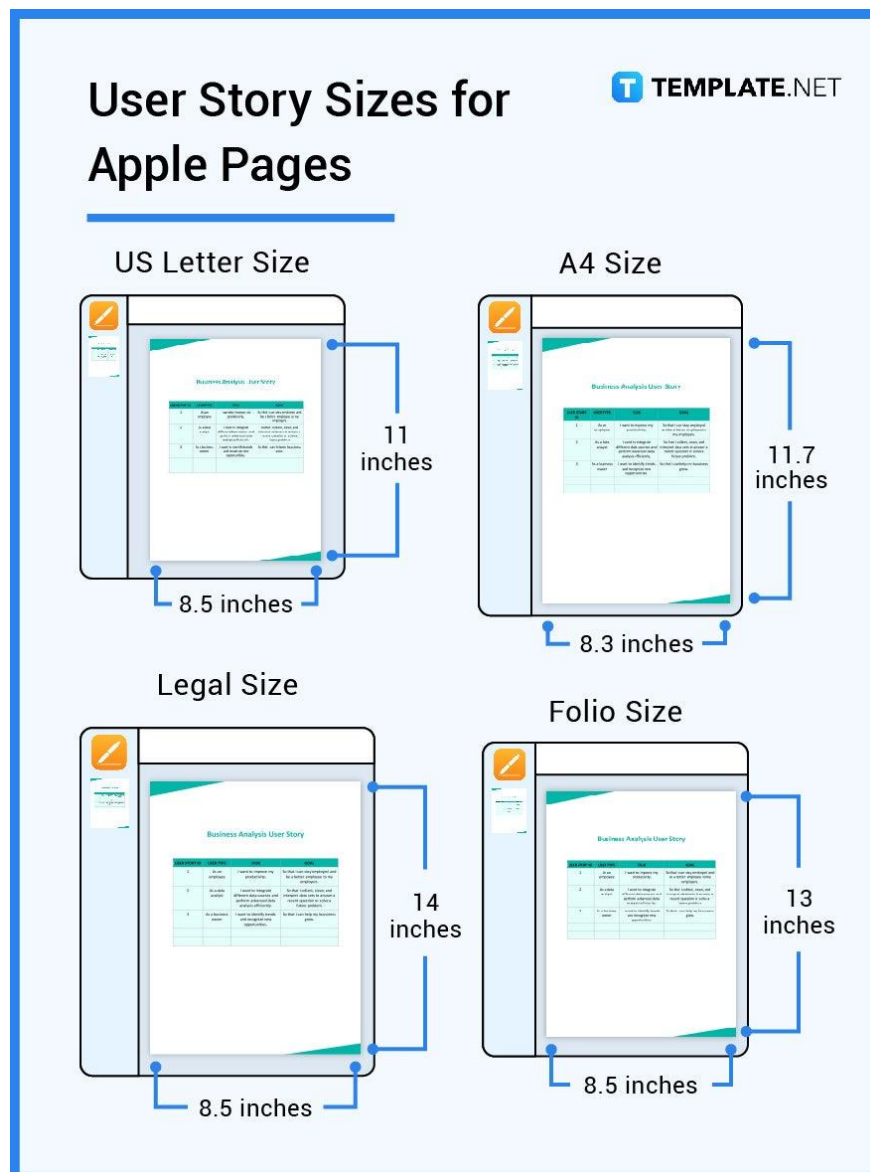
User Story Sizes for Microsoft Word

Microsoft Word is a generally used word processor application for individuals and organizations for personal and business documents, enabling people to develop and create copies of year-end reports or master operating manuals, no matter how little or big the company operates. Open the Microsoft Word application and start a new document to incorporate the complied user stories from stakeholders, arranging them according to urgency levels, with the default paper size measuring 8.5 × 11 inches equating to the US letter size. Follow the rule of thumb of having one-inch margins for the business document while utilizing other paper sizes, including A4, legal, folio, A3, executive, or B5.



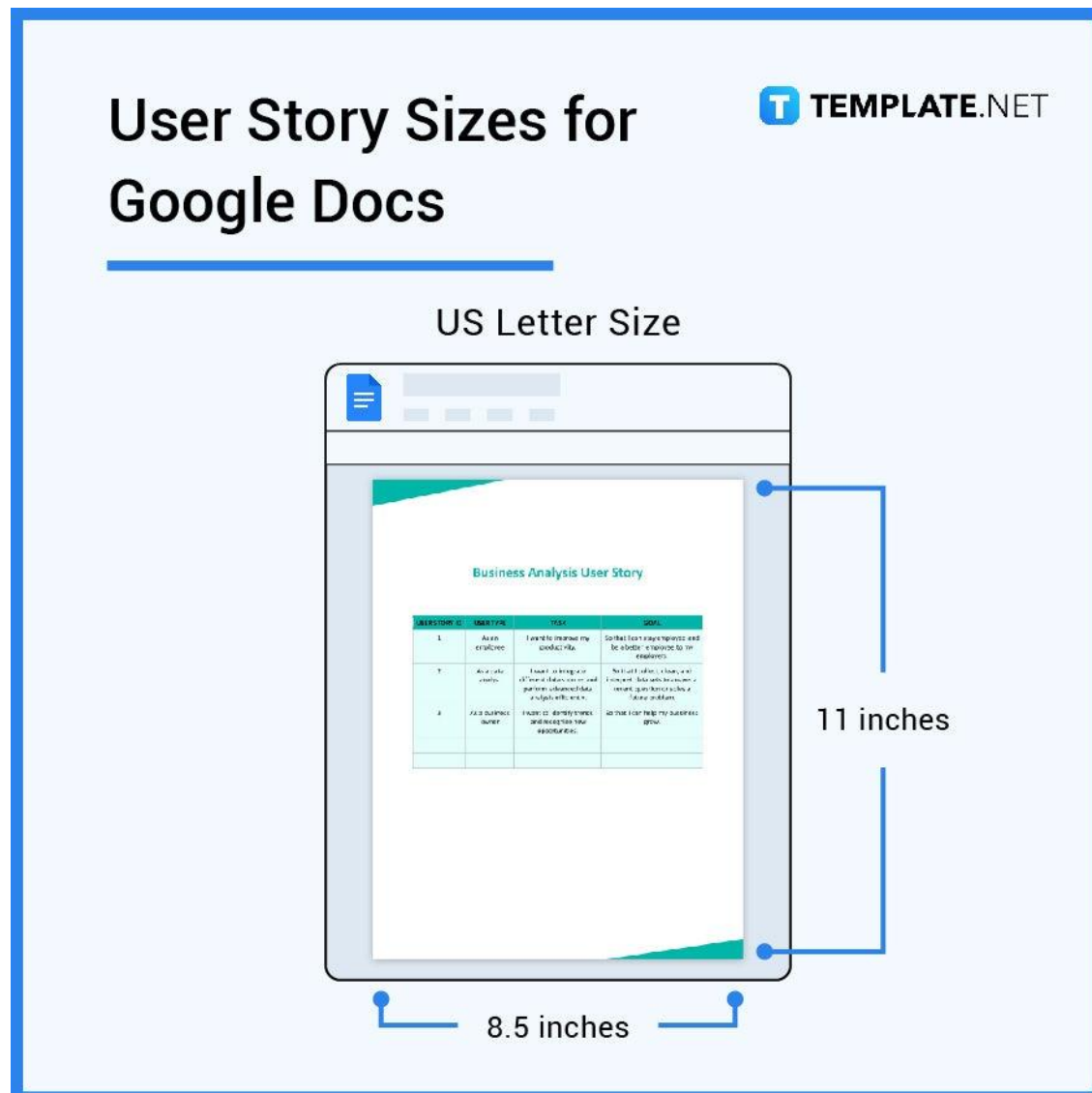
User Story Sizes for Apple Pages

Mac users have the liberty of downloading Microsoft Office on their devices; however, the Mac OS equips individuals with its word processor program through Apple Pages bearing similar features as Microsoft Word, working seamlessly with an individual's multiple Apple OS devices. Start creating the user story by running the Apple Pages application, starting from a blank document and inputting the necessary statements and information that are useful for the development team to address the issues and problems of users. The default paper size for the Apple Pages program is the US letter size with measurements of 8.5 × 11 inches, with the option of changing the paper sizes to A4 with the measurements of 8.3 × 11.7 inches, legal of 8.5 × 14 inches, or folio of 8.5 × 13 inches.



User Story Sizes for Google Docs

Google Docs is another word processing application that many businesses use, especially for office work, as it allows individuals to edit a word document simultaneously through collaborative features. In using Google Docs, users must log in to their Google Accounts and access the Google Docs application through the Google Apps button, with the option to enable other users to edit the contents of the document by sharing the direct link to the document, giving them access to add or remove user stories after much consideration. Google Docs allows individuals to print their documents on various paper sizes, and the default paper size upon creating a new document is the US letter size, with measurements of 8.5 × 11 inches, with the option to change the paper size into A4, legal, tabloid, statement, folio, executive, A3, A5, B4, and B5.



FAQs

How do you write a technical user story?

When writing a technical user story, ensure that the user stories focus on user experiences and outcomes, give information about the user story from a system perspective, and map the technical story to a user story to maintain the functionality of user experiences.

How is the size measured in the user story?

The unit of measurement for user stories is known as story points.

Which framework has a user story?

User stories are prevalent and fit into Agile frameworks like Scrum and Kanban.

What is the generic format of a user story?

The generic format of a user story is in the form of a statement from a user's perspective, following the sentence format of "As a (persona/user), I want to (goal), so that (reason)."

How do you use story points to estimate a user story?

When estimating user stories through story points, individuals assign a point value for each story with the relative values more significant than raw values.

Which of the following represents the basic structure of a user story?

The basic structure of a user story follows a simple sentence structure that represents the persona, intent, and desired business value.

How do you write a business user story?

Begin writing a user story for a business by validating customer needs, creating Epics, constructing the user story, and finally, determining the acceptance criteria.

Which technique is used for evaluating user stories?

There are multiple techniques that businesses can use to evaluate user stories, including the t-shirt sizing method, sprint poker, three-point method, affinity estimation, dot voting, and bucket system.

How are story points calculated in the user story?

To calculate or estimate the story points, teams start by using the Fibonacci sequence numbers, create a story point estimation matrix, and play planning poker for the story points.

What is the important attribute of a user story?

The attribute of user stories comes from the acronym INVEST, meaning Independent, Negotiable, Valuable, Estimable, Small, and Testable.

What is the list of user stories called?

Epics are the list of user stories businesses use, covering large amounts of user stories.

How many points should a user story have?

Many companies use 5 to 15 user stories per sprint on average.

What does a user story mean in business?

User stories consist of general information about software features that product owners or stakeholders create to represent user experiences from their perspective.

What are the elements of a user story?

The elements of a user story include the story name, user role, achievable action, desired business value, and acceptance criteria.

How do you evaluate a user story?

To estimate or evaluate user stories, identify the base stories, acquire detailed requirements, discuss and note user points, raise the necessary questions, and estimate the story size.