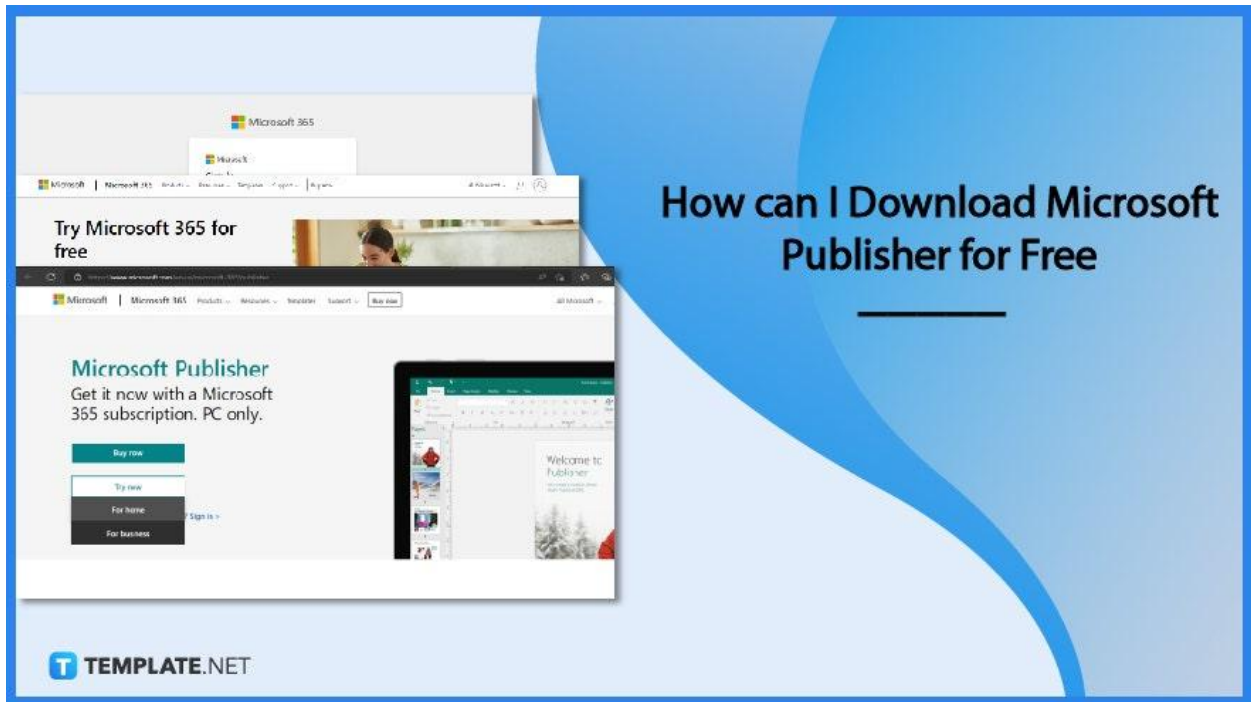


How can I Download Microsoft Publisher for Free

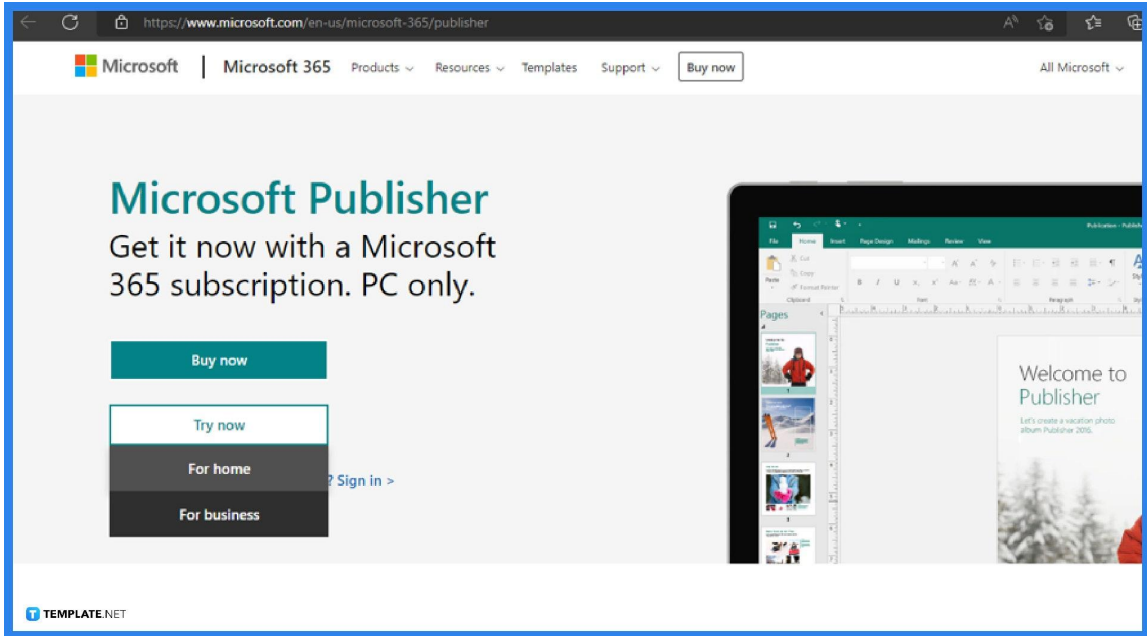
Microsoft Publisher can be downloaded for free all thanks to its free trial feature. You can, however, download and use the software by either buying it outright for a one-time payment or acquiring it on a subscription basis with payments made at monthly or yearly intervals.



How can I Download Microsoft Publisher for Free

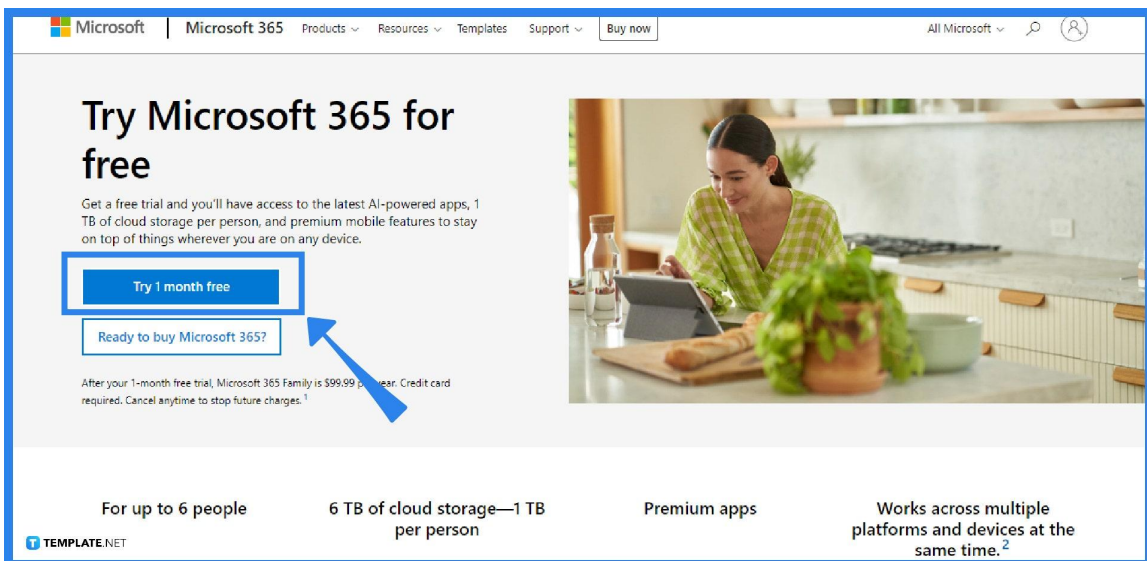
With its free trial, Microsoft Publisher can be downloaded and used without any cost.

- **Step 1: Visit the Microsoft Office Website and Find Microsoft Publisher**



Visit the [Microsoft Office](#) website and find Microsoft Publisher to access its free trial. Once you find it, hover your mouse on the Try Now button on the middle-left side of the Publisher page. After that, on the dropdown menu that displays, choose the “For Home” or “For Business” option that best fits your needs. The majority of users will presumably only want Microsoft Publisher for home use.

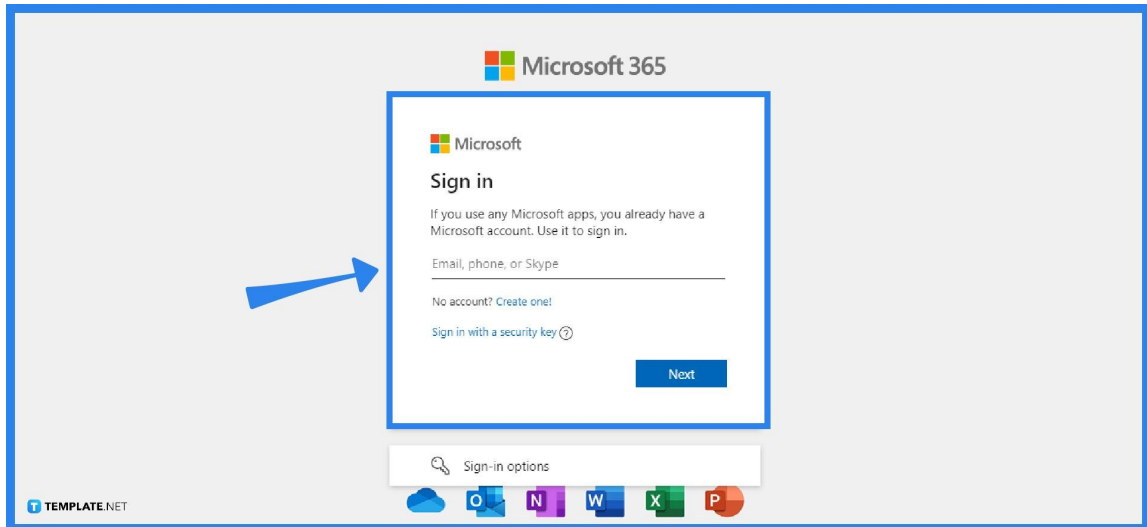
- **Step 2: Select the Try 1 Month Free**



Select the “Try 1 month free” button. Microsoft Publisher is included in the Microsoft Office 365 trial, which also includes other applications like [Microsoft Word](#), Excel,

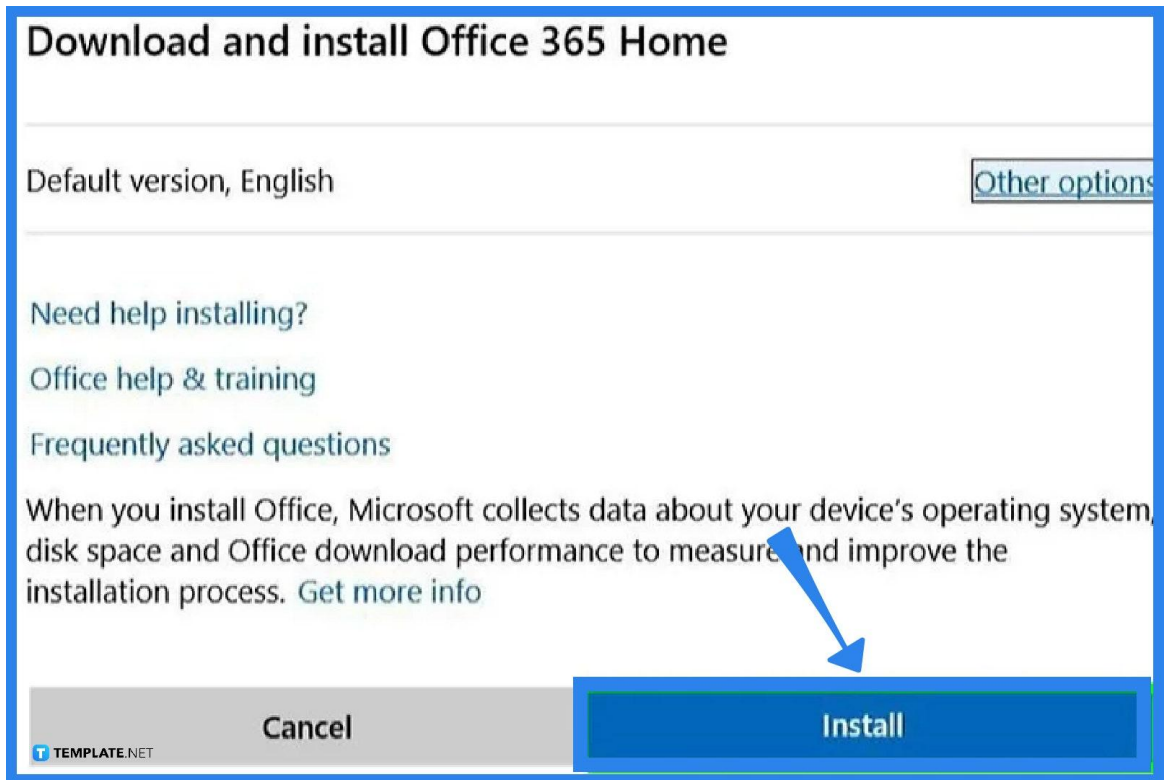
PowerPoint, Outlook, and Access.

- **Step 3: Sign In with Your Microsoft Account**



To sign in, enter the email address and password connected to your account. If you don't have a Microsoft account, click the "Create one!" button and set up an account. Then, click "Get started! Add a way to pay" after that. This button will display three payment methods: PayPal, bank account, and credit or debit card. Then, add your address, click Next, and hit Save.

- **Step 4: Subscribe to Microsoft and Install**



Following the conclusion of your free trial, you will obtain a summary of your subscription. Before you click Subscribe, make sure you know what you're agreeing to. Then click the Install Office button. A page titled "Office 365 Home" will now be displayed to you. An option to install Microsoft Office, which comes with Publisher, will be available. Lastly, click on Install to download.

FAQs

How long does the Microsoft Publisher free trial last?

A 30-day free trial of Microsoft Publisher is available for download from the Microsoft website, and during the trial, you can install and use all of its features.

How much does Microsoft Publisher cost?

There are three ways to acquire Microsoft Publisher as part of the Microsoft Office package: Office 365 Home for \$99.99 annually for up to 6 users (\$9.99 per month), Office 365 Personal for \$69.99 annually (\$6.99 per month), and Office Home & Student for \$149.99 for a one-time purchase.

What are the accepted payment methods for Microsoft Publisher?

You will be given three payment methods to purchase Microsoft Publisher, which include PayPal, a bank account, and credit or debit card.

Does the Microsoft Office subscription include Microsoft Publisher?

Yes, the following Office applications are included with Microsoft 365 subscription plans: Word, Excel, PowerPoint, Outlook, Publisher, and Access (Publisher and Access are available on PC only).

What is Microsoft Publisher used for?

Microsoft Publisher is a robust desktop publishing program from Microsoft that enables you to manage features like page size, text, pictures, and borders to create modern and professional-looking flyers, brochures, handouts, and newsletters.