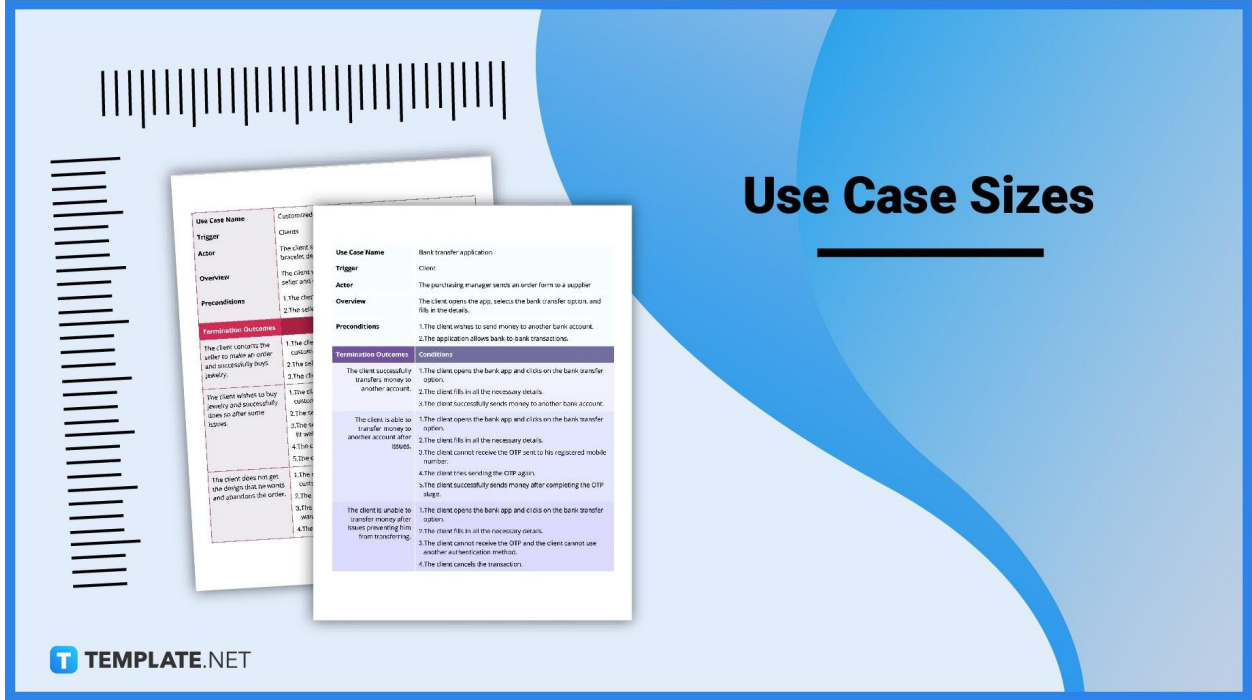


Use Case Sizes

Use cases can add value to software because they explain how its system should work during a process while providing an opportunity for analysis to identify errors. It can be in the form of diagrams that show how an actor uses it and how the system behaves after receiving a command and is presented in different sizes.



Use Case Sizes Standard

A use case size depends on how much information should be included like its name, description, actors, system, and stakeholders, which can either be printed on the letter or A4 paper sizes.

Letter

One of the most popular formats of the traditional paper sizes is the letter size which measures 8.5 × 11 inches. It is commonly used as home or office stationery in different countries such as the US, Chile, and Canada.

A4

The A4 paper, which measures 8.3 × 11.7 inches, is also a standard paper size used by businesses. This size is usually used in printing official documents such as letters and forms.

Use Case Sizes for Print

The letter (8.5 × 11 inches) and A4 (8.3 × 11.7 inches) paper sizes are used to print use cases for software or application. Writing use cases can be modified by changing its margins on all sides, text styles, and points, as well as its line spacing.

Use Case Sizes for Print

Letter Size

Precondition Instance	Conditions
The client successfully transfers money to another account.	1. The client opens the bank app and clicks on the bank transfer system. 2. The client fills in all the necessary details. 3. The client successfully sends money to another bank account.
The client is able to transfer money to another account after login.	1. The client opens the bank app and clicks on the bank transfer system. 2. The client fills in all the necessary details. 3. The client cannot receive the OTP sent to his registered mobile number. 4. The client is not sending the OTP again. 5. The client successfully sends money after completing the OTP stage.
The client is unable to transfer money after being prompted for login verification.	1. The client opens the bank app and clicks on the bank transfer system. 2. The client fills in all the necessary details. 3. The client cannot receive the OTP and the client cannot use another authentication method. 4. The client cancels the transaction.

11 inches

8.5 inches

A4

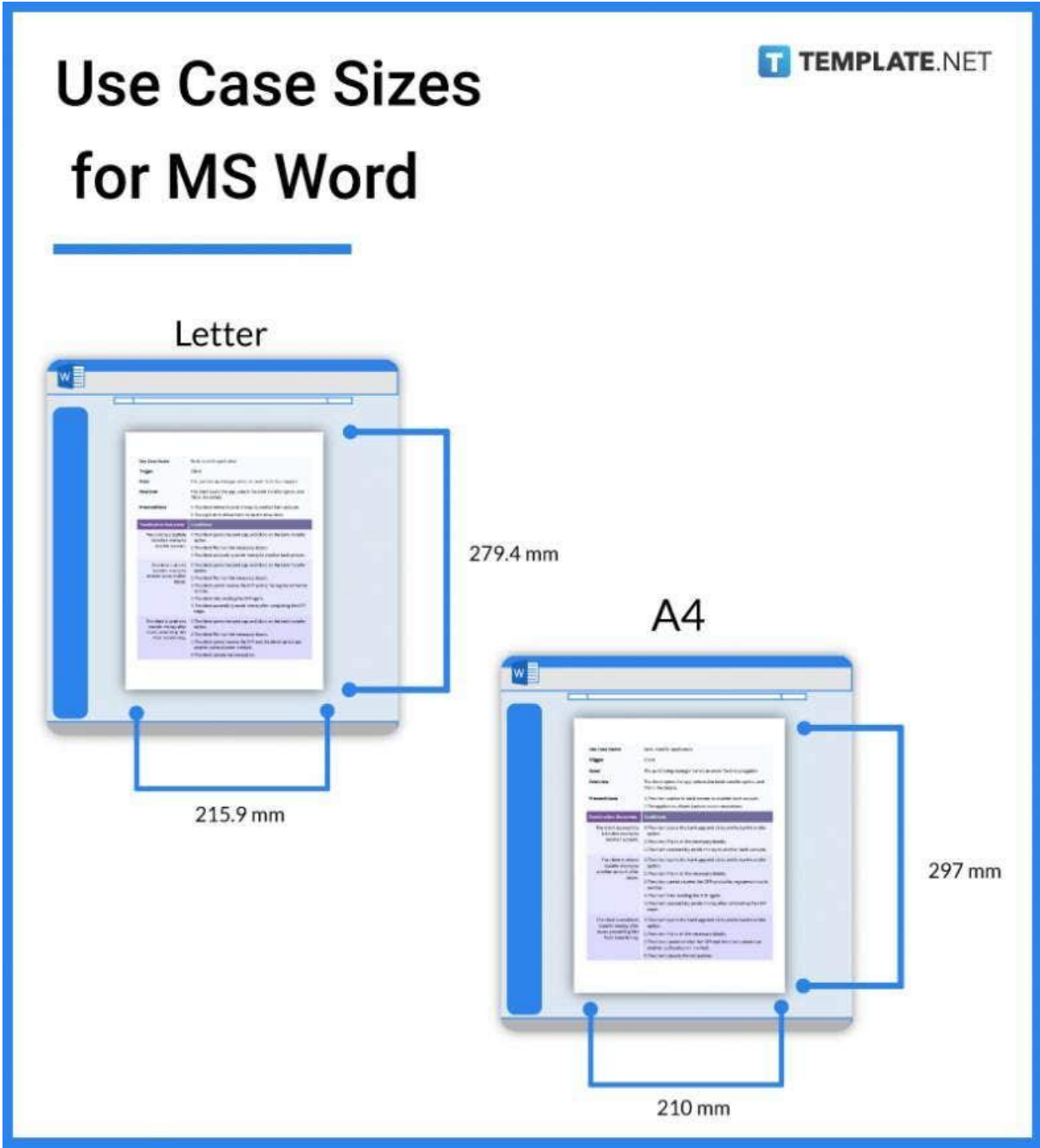
Precondition Instance	Conditions
The client successfully transfers money to another account.	1. The client opens the bank app and clicks on the bank transfer system. 2. The client fills in all the necessary details. 3. The client successfully sends money to another bank account.
The client is able to transfer money to another account after login.	1. The client opens the bank app and clicks on the bank transfer system. 2. The client fills in all the necessary details. 3. The client cannot receive the OTP sent to his registered mobile number. 4. The client is not sending the OTP again. 5. The client successfully sends money after completing the OTP stage.
The client is unable to transfer money after being prompted for login verification.	1. The client opens the bank app and clicks on the bank transfer system. 2. The client fills in all the necessary details. 3. The client cannot receive the OTP and the client cannot use another authentication method. 4. The client cancels the transaction.

11.7 inches

8.3 inches

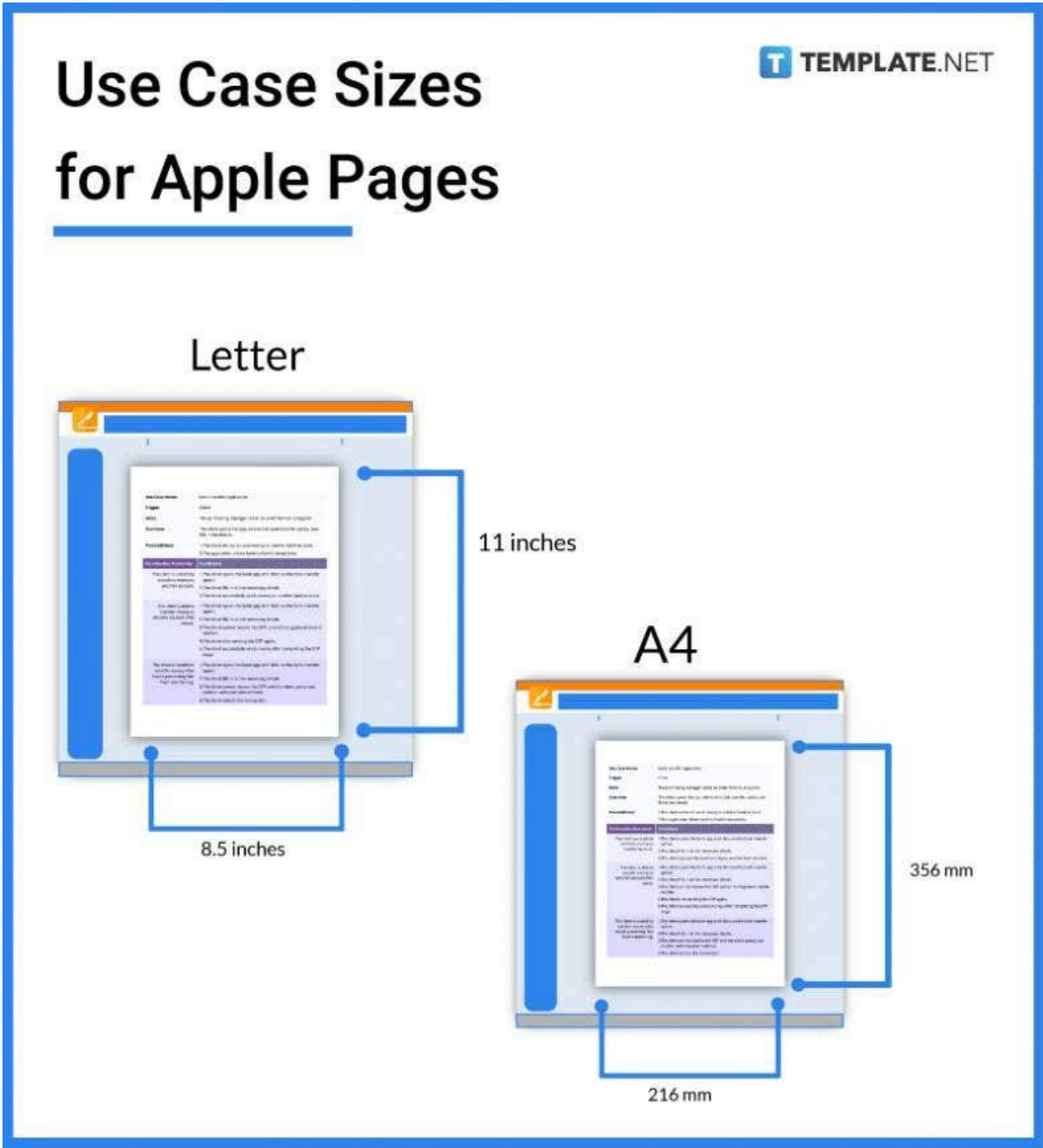
Use Case Sizes for MS Word

Use cases can be printed in both the letter (215.9 × 279.4 mm) and A4 (210 × 297 mm) paper sizes using MS Word. It can also be printed in a diagram that contains shapes like circles, boxes, as well as lines, or arrows to show the proper flow of information.



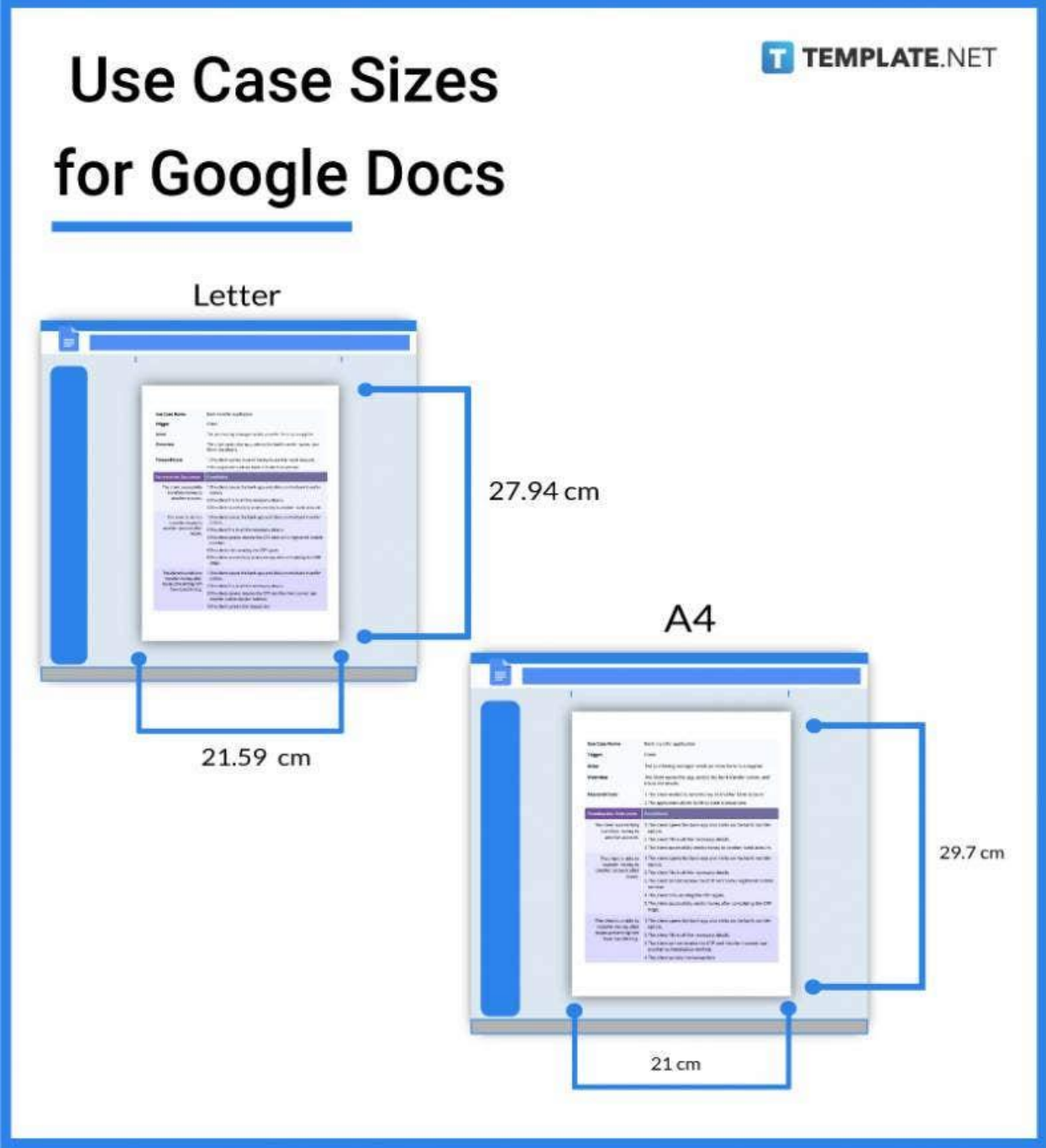
Use Case Sizes for Apple Pages

Apple Pages allows you to choose between the letter and A4 paper sizes for your use case. You can change the paper size by selecting the File tab, then the Page Setup, clicking the Paper Size pop-up menu, and choosing the Manage Custom Sizes option.



Use Case Sizes for Google Docs

Google Docs offer the letter, with a dimension of 21.59 × 27.94 cm, and the A4 paper sizes, which measure 21 × 29.7 cm. Use cases created in Google Docs can also display a chart that acts as a guide for the audience on how the details flow.



FAQs

What is the frame in the use case diagram?

The frame represents the internal organization of a package usually with the use of a UML class diagram or UML use case diagram which also contains an interaction diagram using a UML sequence diagram.

What is the font size of the use case?

Use cases do not have a standard font size but businesses use the 12-point font for their documents, but you can also modify it to a larger or smaller font depending on what your use case requires.

What are the symbols in the use case diagram?

Use cases uses horizontally shaped ovals to represent the different uses that a user might have, stick figures to represent actors or people that actually employ the use case, and lines between actors and use cases to represent relationships between them.

How do you write a use case document?

To write a use case document, identify first the actors who will use the system, pick one of them, define what the actors want to do with the system, decide on the most usual course when the actor uses the system, describe the basic course in the description of the use case, and then provide alternatives and add them as extending use cases.

What makes a good blockchain use case?

A good blockchain use case includes improved transparency of shared data across different parties, synchronization of database across different parties, participation of parties, and a fixed database.

What is the structure of a use case?

A use case outlines the behavior of a system as it responds to a request from a user's point of view which is represented as a sequence of simple steps that begins with the user's goal and ends when the goal is reached.

What are the dimensions of a use case?

The dimension of a use case depends on how much information it must contain, which can be printed on the letter (8.5 × 11 inches) or A4 (8.3 × 11.7 inches) paper sizes.

What is the format of a use case?

A use case format includes a model overview, brief descriptions, step-by-step outlines, and fully detailed information about the project for a more formal use case.

What does an actor represent in a use case model?

The actor in a use case can represent a person, organization, or an outside system that interacts with an application or system.

How to reduce the size of the use case?

A use case-point is an estimation technique used to measure the software size with use cases which enables the calculation of unadjusted UCPs, adjustment of technical complexity, adjustment of environmental complexity, and calculation of adjusted UCPs.

How many steps are in the use case?

Use cases should have no more than 10 steps, but in case it happens, identify if there is a factor or two in the parts of the primary course that can be made into a separate use case.

What is the point of a use case?

Use cases are written to describe the function a user will perform with the use of the target system.

How to change the size of the use case?

To change the size of a use case, simply click the page setup of your word application, click the Paper Size option on the Paper Size pop-up menu, and select the correct paper length and width for your use case.

What are the limits of the use case?

Use cases are not suitable for capturing non-interaction-based requirements of a system, such as an algorithm or mathematical requirements, or non-functional requirements like a platform, performance, timing, or safety-critical aspects.

What is the paper size in the use case?

Use cases can be printed using two standard paper sizes which are the Letter (215.9 × 279.4 mm) and A4 (210 × 297 mm) paper.