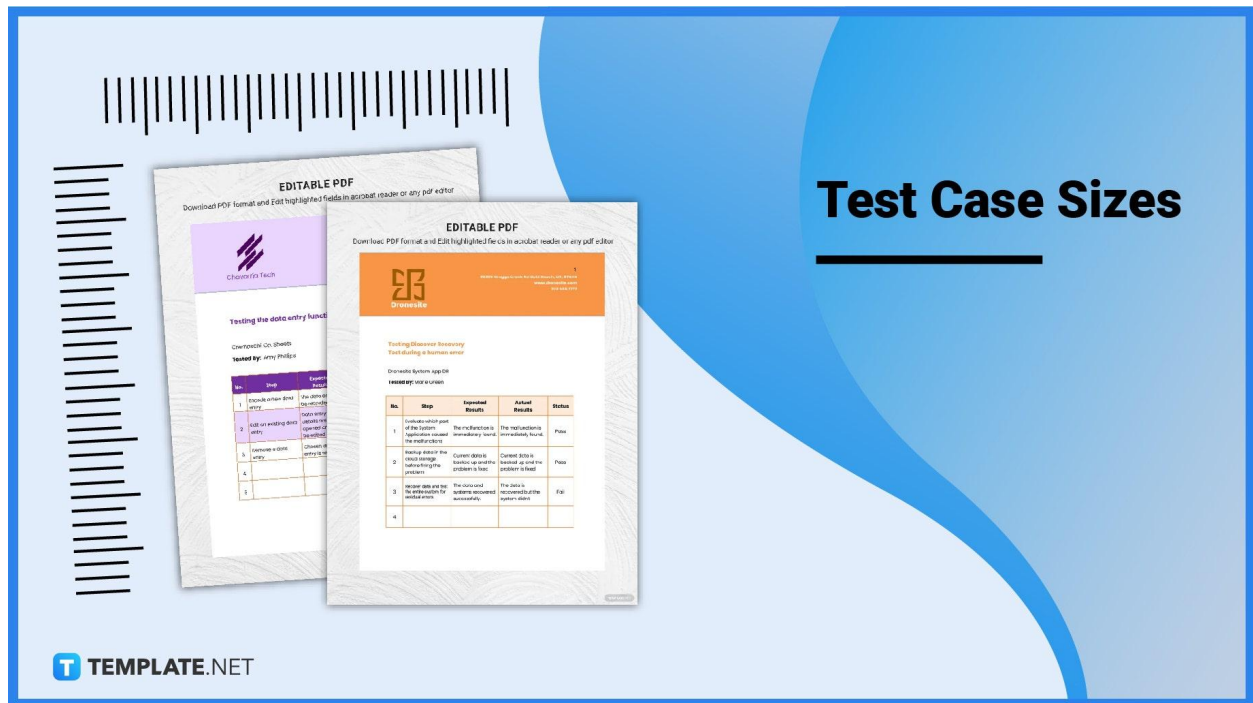


Test Case Sizes

Test cases are performed by QA teams or testers to determine if various features of a software or application are working according to its functionality. Presented as a document of varying sizes, test cases are documents that contain test data, preconditions, expected results, and postconditions which enables a company to detect certain errors or defects within the system and fix them.



Test Case Sizes Standard

Letter (8.5 x 11 inches)

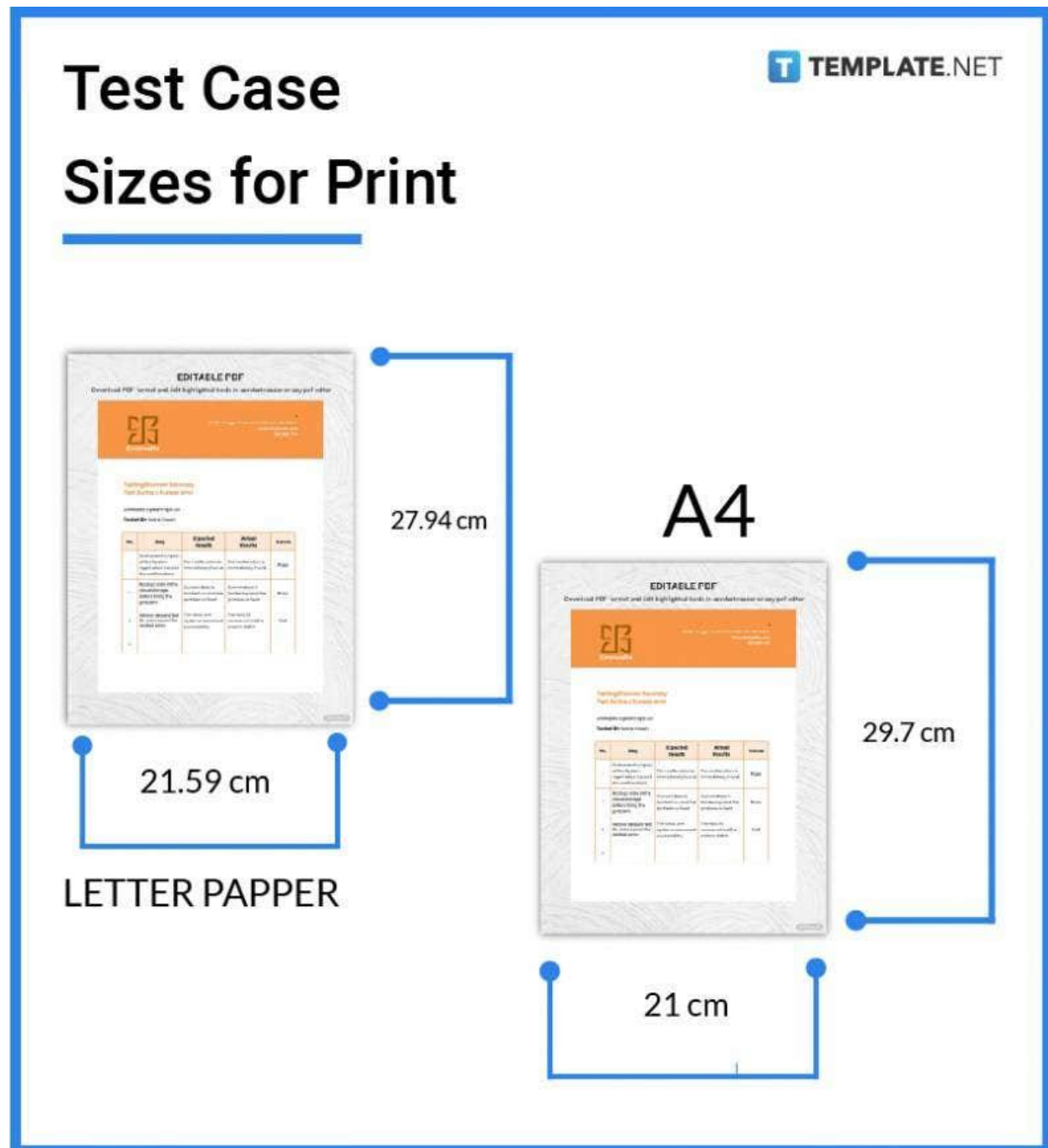
The letter paper, which measures 8.5 × 11 inches, is one of the standard paper sizes used in printing test cases. It is also considered the standard paper size for a wide range of business documents and home stationeries.

A4 (8.3 × 11.7 inches)

The A4 paper size, measuring 8.3 × 11.7 inches, is also used in printing test cases. This paper size is often used even by the uninitiated as their material for their standard documents such as letters and forms, as well as in learning materials like notepads, children's books, encyclopedias, magazines, and leaflets.

Test Case Sizes for Print

Test cases for print use the Letter (21.59 × 27.94 cm) and A4 (21 × 29.7 cm) paper sizes. A test case's page can be further enhanced by adding necessary fields, modifying its font point and style, and adjusting its margins.



Test Case Sizes for MS Word

Test cases can be created in MS Word using the Letter (215.9 × 279.4 mm) and the A4 (210 × 297 mm). By clicking on MS Word's Home tab, you can make changes in the Formatting Section such as modifying the font style, size, color, alignment, line spacing, or indentation.

Test Case Sizes for MS Word

T **TEMPLATE.NET**

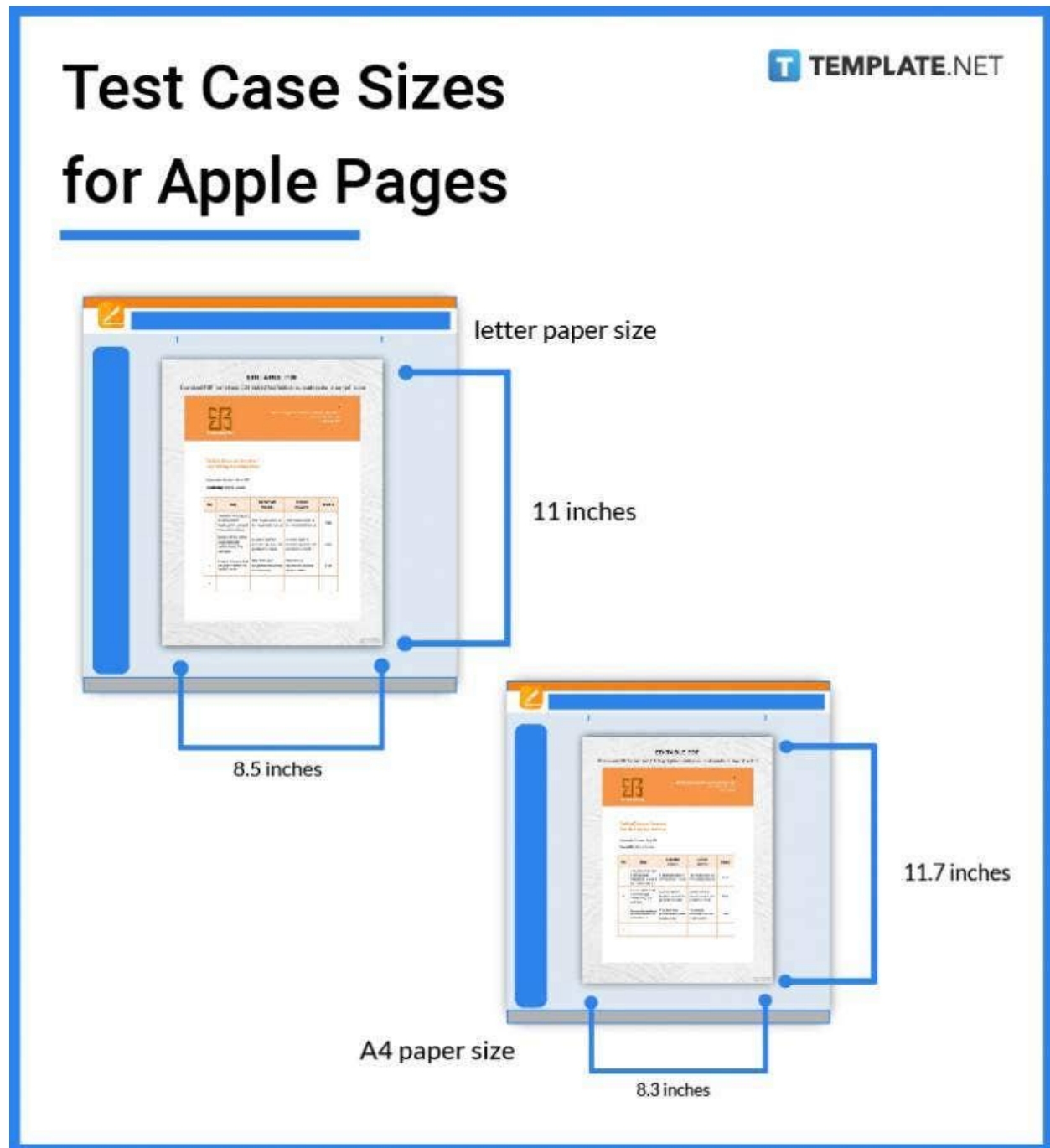
279.4 mm
and 297 mm

Letter 215.9 mm and A4 210 mm

No	Step	Expected Results	Actual Results	Status
1	Click on the 'File' tab in the top left corner of the Word application window.	The 'File' tab is visible in the top left corner of the Word application window.	The 'File' tab is visible in the top left corner of the Word application window.	Pass
2	Click on the 'Home' tab in the top left corner of the Word application window.	The 'Home' tab is visible in the top left corner of the Word application window.	The 'Home' tab is visible in the top left corner of the Word application window.	Pass
3	Click on the 'Insert' tab in the top left corner of the Word application window.	The 'Insert' tab is visible in the top left corner of the Word application window.	The 'Insert' tab is visible in the top left corner of the Word application window.	Pass
4	Click on the 'Layout' tab in the top left corner of the Word application window.	The 'Layout' tab is visible in the top left corner of the Word application window.	The 'Layout' tab is visible in the top left corner of the Word application window.	Pass
5	Click on the 'References' tab in the top left corner of the Word application window.	The 'References' tab is visible in the top left corner of the Word application window.	The 'References' tab is visible in the top left corner of the Word application window.	Pass
6	Click on the 'Send to Back' button in the bottom right corner of the Word application window.	The 'Send to Back' button is visible in the bottom right corner of the Word application window.	The 'Send to Back' button is visible in the bottom right corner of the Word application window.	Pass

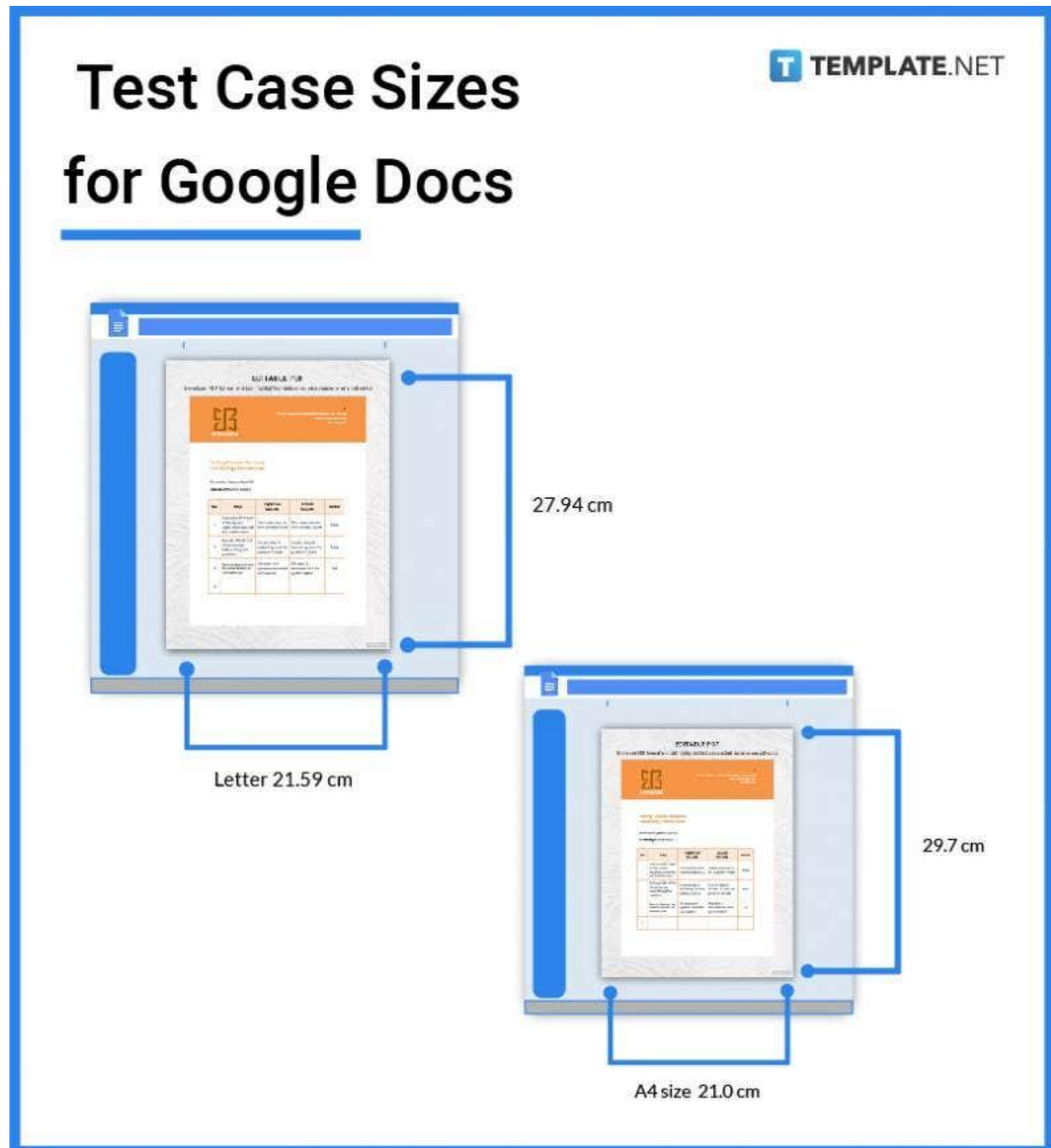
Test Case Sizes for Apple Pages

Both the Letter (8.5 × 11 inches) and A4 (8.3 × 11.7 inches) paper sizes are available in Apple Pages. You can change your test case's paper size by clicking on the File tab, selecting Page Setup, clicking on the Paper Size menu, and then choosing the Manage Custom Sizes.



Test Case Sizes for Google Docs

Google Docs also provides both the Letter and A4 paper sizes for users who want to print test cases. You can resize your test case's sheet by clicking the File tab, selecting Page Setup, then clicking the Paper Size, and you can select your desired paper size on the existing options.



Test Case Sizes FAQs

How many test cases can be written in a sprint?

There must be at least two test cases for each application's requirement which include one positive test and one negative test, and if there are sub-requirements each must have at least two test cases.

What are test case blocks?

Blocked test cases are test cases that cannot run due to unfulfilled preconditions for its execution because of external reasons like an unprepared environment.

What a test case should include?

A test case should include its number, description for each process or item, test data, expected results, actual results, and the status which indicates if the test passed or failed.

How is test case quality measured?

To measure the quality of a test case, you can divide the number of tests run, designed, and reviewed, or the total number of defects by the total time or the total number of tests.

What is the priority in a test case?

A test case prioritization is prioritizing test cases in a test suite on the basis of different factors such as code coverage, risk or critical modules, functionality, features, and more.

What are the test cases for the hospital management system?

Hospital management systems include test cases for Database Testing, File Transfer Testing, Find Replace Testing, HR Payroll System Testing, Keyboard on Computer Testing, and Library Management System Testing.

What are the possible test cases?

Test cases include functionality, performance, unit, user interface, security, integration, database, and usability test cases.

What are the test case results?

A test case's expected results are ideal results a tester should get after performing a test case while the actual results are the results a tester gets after performing a test case.

What are test case techniques?

Test case techniques include equivalence partitioning, boundary value analysis, decision table testing, explanatory testing, experience-based testing, use case testing, checklist-based testing, and risk-based testing.

What are the contents of test cases?

Test cases should include a name, test ID, objectives, references, prerequisites, test setup, test steps, expected results, actual results, and test status.

How do test cases work?

A test case is a scenario where a tester measures the functionality of actions or conditions to verify expected results which can be applied to any software application, whether using manual testing or an automated test with the utilization of test case management tools.

What is a test case format?

A format in writing test cases includes the functions performed during the test, data used, the expected result from the test execution, and isolated execution of tests from other parts of the codebase.

What is the applause test case creation and management?

Test case describes the conditions and variables of a product under which a tester will examine and test case management is the process of defining the scope of testing that needs to be performed.

What are the important columns in the test case?

A test case's important columns include Test Case ID, Test Case Objective, Prerequisites, Test Description Steps, Test Data, Expected Result, Actual Result, and Status.

What is the summary in a test case?

Test case summaries include the purpose of the test cases and the application or software's overview, as well as the testing scope, metrics, types of testing performed, test environment and tools, lessons learned, recommendations, and best practices.