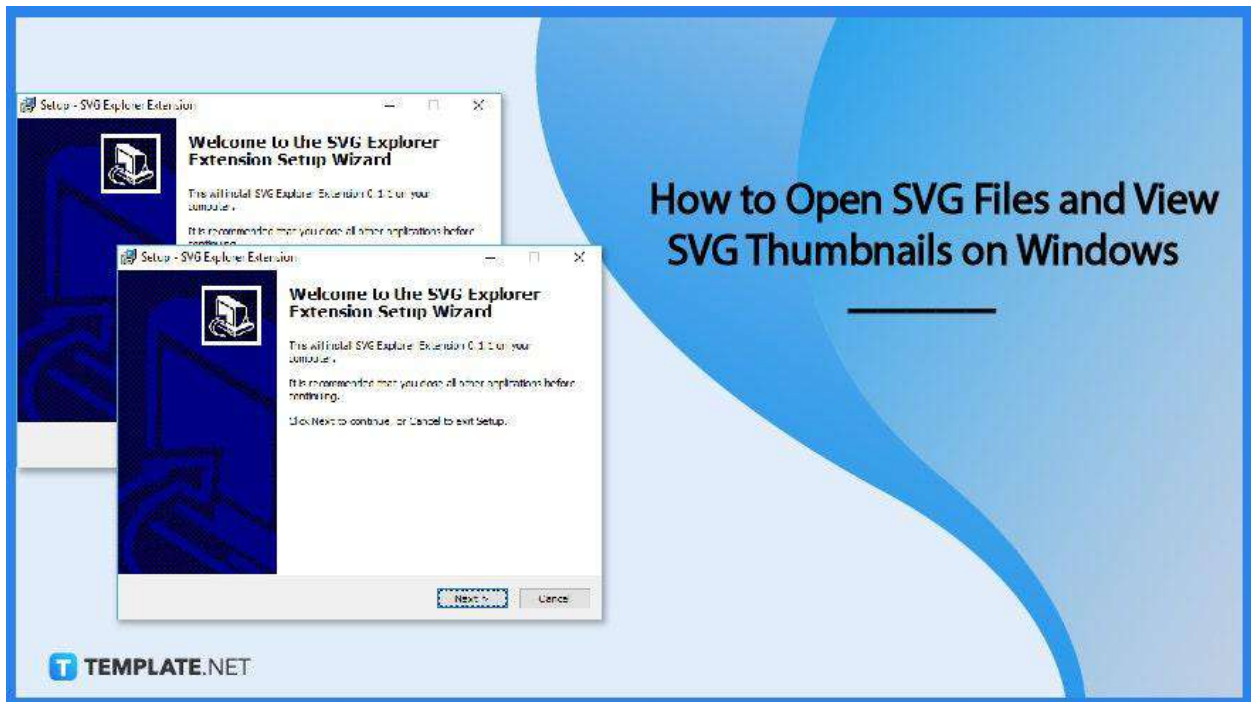


How to Open SVG Files and View SVG Thumbnails on Windows

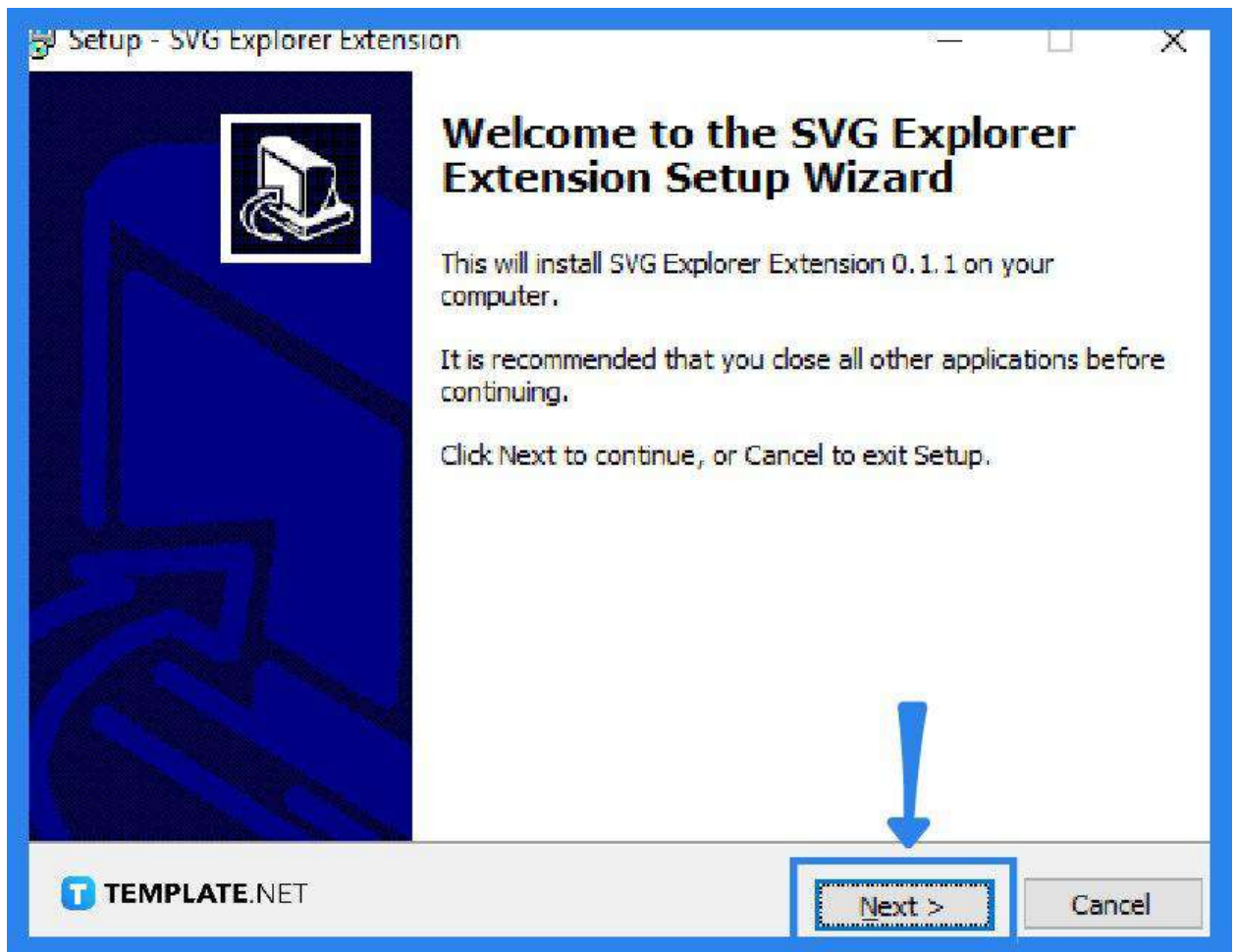
Adobe SVG files are not viewable on their actual images on Windows which makes it so much of a hassle for those working on SVG-related projects without a vector graphics editor. However, there is a way to get to the SVG thumbnails on your computer without getting too technical with the process.



How to Open SVG Files and View SVG Thumbnails on Windows

SVG files require specific software for which they can be easily created, viewed, and edited. Nonetheless, if you do not have one, you can still get to your files and view them in thumbnails by simply following the steps discussed below.

- **Step 1: Download an SVG Explorer Extension**



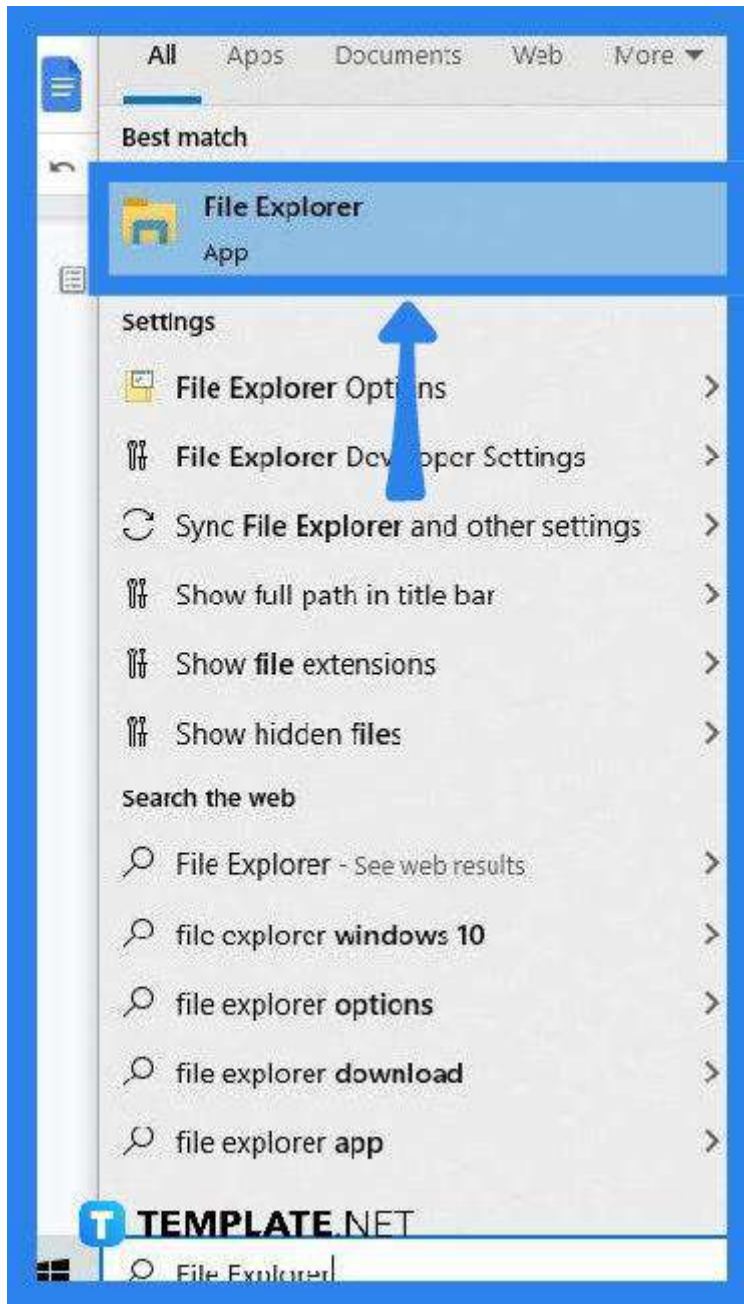
Microsoft Windows does not have direct access to scalable vector graphics (SVG) file format but it provides an extension module from which you can view your SVG files in the Windows 10 File Explorer. If you have this extension, it will make it easier for you to render SVG thumbnails. So, download and install the program for you to freely browse and preview your files at any time.

- **Step 2: Reboot Your Computer After Installation**



After you have run and installed the program, reboot your computer so it can properly accommodate the changes it has made to your operating system. You do not have to completely shut down the PC. You can simply press hold CTRL + ALT + Delete to quickly execute the process and press “Restart.”

- **Step 3: Check on File Explorer**



When the system has successfully relaunched, go to the “File Explorer” app to see if the SVG files are already viewable. To quickly get to File Explorer, you can simply type it in the search tab. It should automatically match your search to the app. Click it when it shows.

- **Step 4: Open the Folder Where You Have Saved All Your SVGs**

Navigate through File Explorer. Locate the folder of your SVG files. By now, you

should be able to view the thumbnails of your SVGs on Windows when you click on them.

FAQs

Why SVG files do not open on Windows?

Not all Windows versions support scalable vector graphics file format and are built with SVG features so you might need an extension for your operating system and File Explorer to accommodate SVG images.

Why do SVG files save as Microsoft Edge?

By default, SVG files are saved as MS Edge considering that there is no direct .svg extension on the system, but keep in mind that your files will remain as SVG when you upload them.

How is the MS Edge HTML document changed to SVG?

Use the right-click context menu in opening the image in the new tab and once it has loaded in its own tab, right-click on it and select “Save As,” then choose SVG in the “Save as Type” prompt.

Is HTML format SVG?

SVG stands for scalable vector graphics and it is essential for graphics or images whereas HTML is for text.

What software has excellent support for SVG files?

Adobe Illustrator is one of the best software applications for creating and editing SVGs.

How are images saved as SVG?

It is best to use a vector graphics editor like Adobe Illustrator so you can be sure that your images or animations are adequately supported.