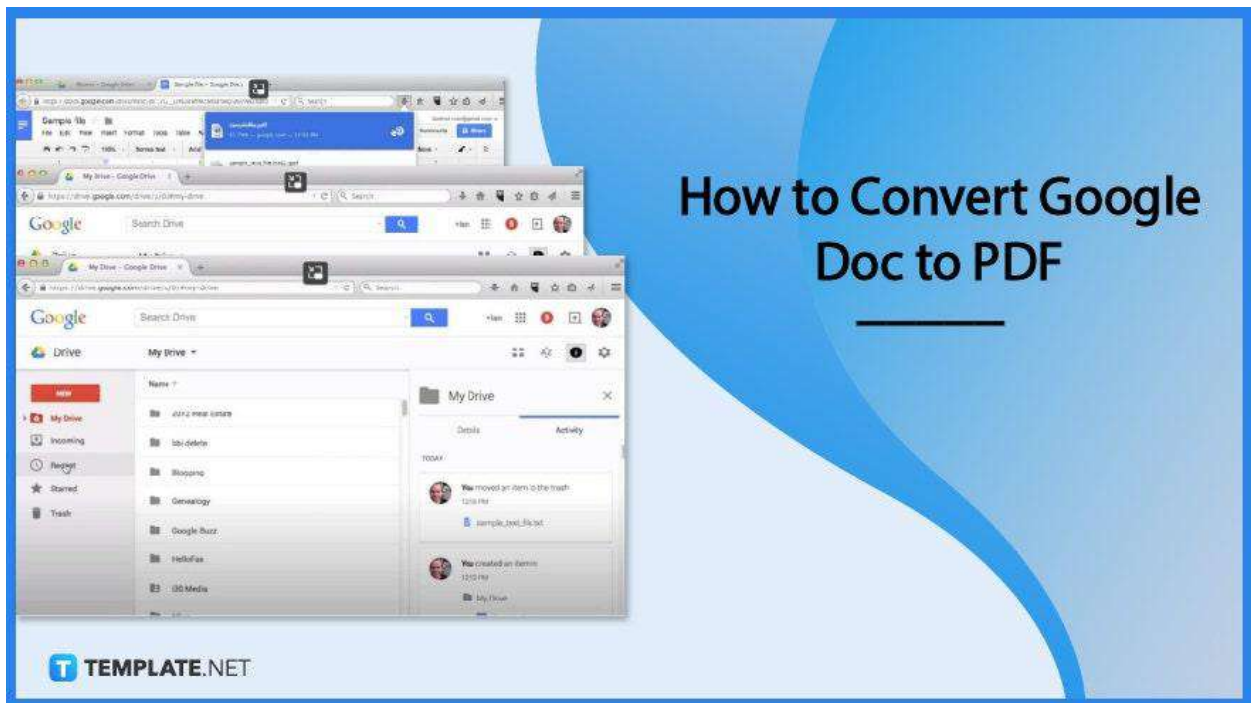


How to Convert Google Doc to PDF

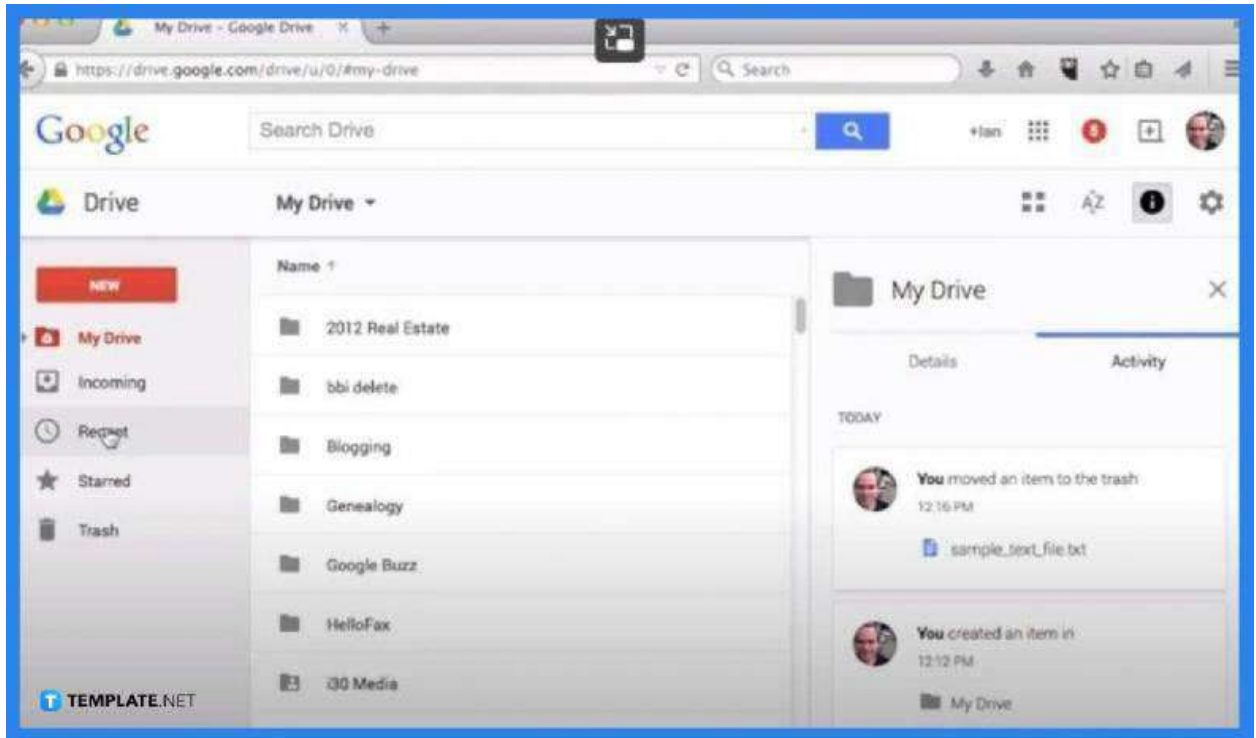
The great thing about Adobe files is that you can convert them from and to different file formats, including documents for Google Docs. With this convenience, you no longer need to worry about downloading or even buying third-party applications just to get the job done.



How to Convert Google Doc to PDF

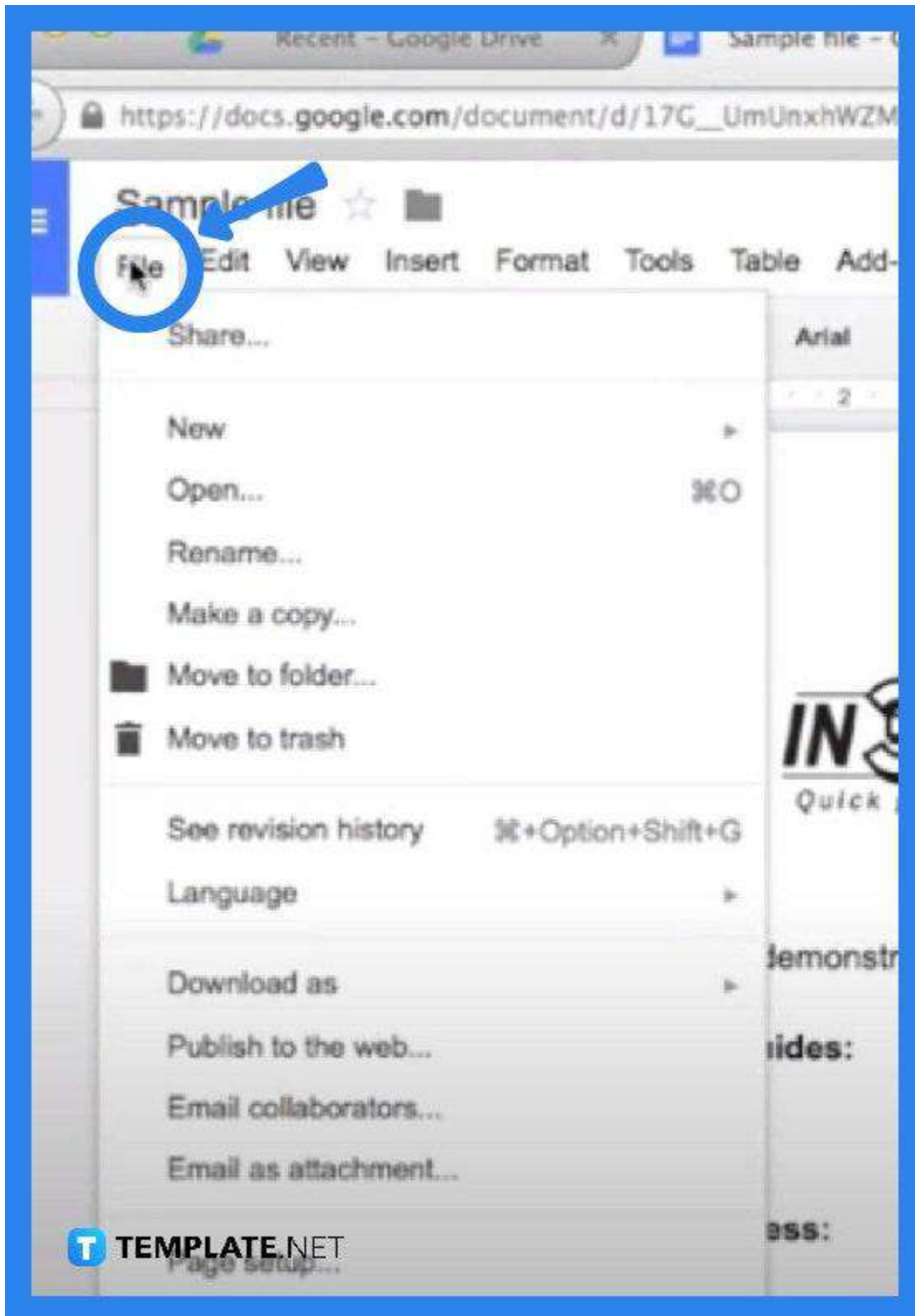
PDFs are easy to access, share, and manage. No wonder, many businesses, as well as individuals, use this file format not only for their text files but also for images; plus, creating one does not really require any PDF software installation knowing that Google Docs can get this processed immediately by simply downloading the file from the online word processor as a PDF.

- **Step 1: Open Your Google Docs File**



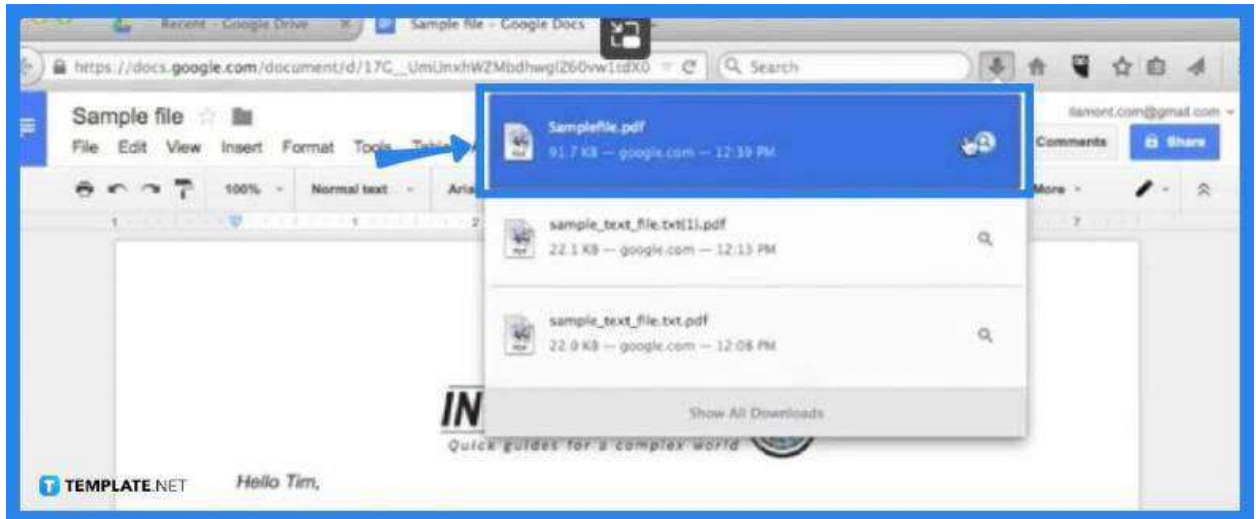
Launch your Google Drive app to sign in to Google Docs. Open the file that you want to convert to PDF or just create a new one. This file will be opened in a new window.

- Step 2: Go to the File Men>



Click on File and go to “Download As” on the drop-down list. From there, go to “PDF Document” for Google Docs to start converting or creating your PDF file.

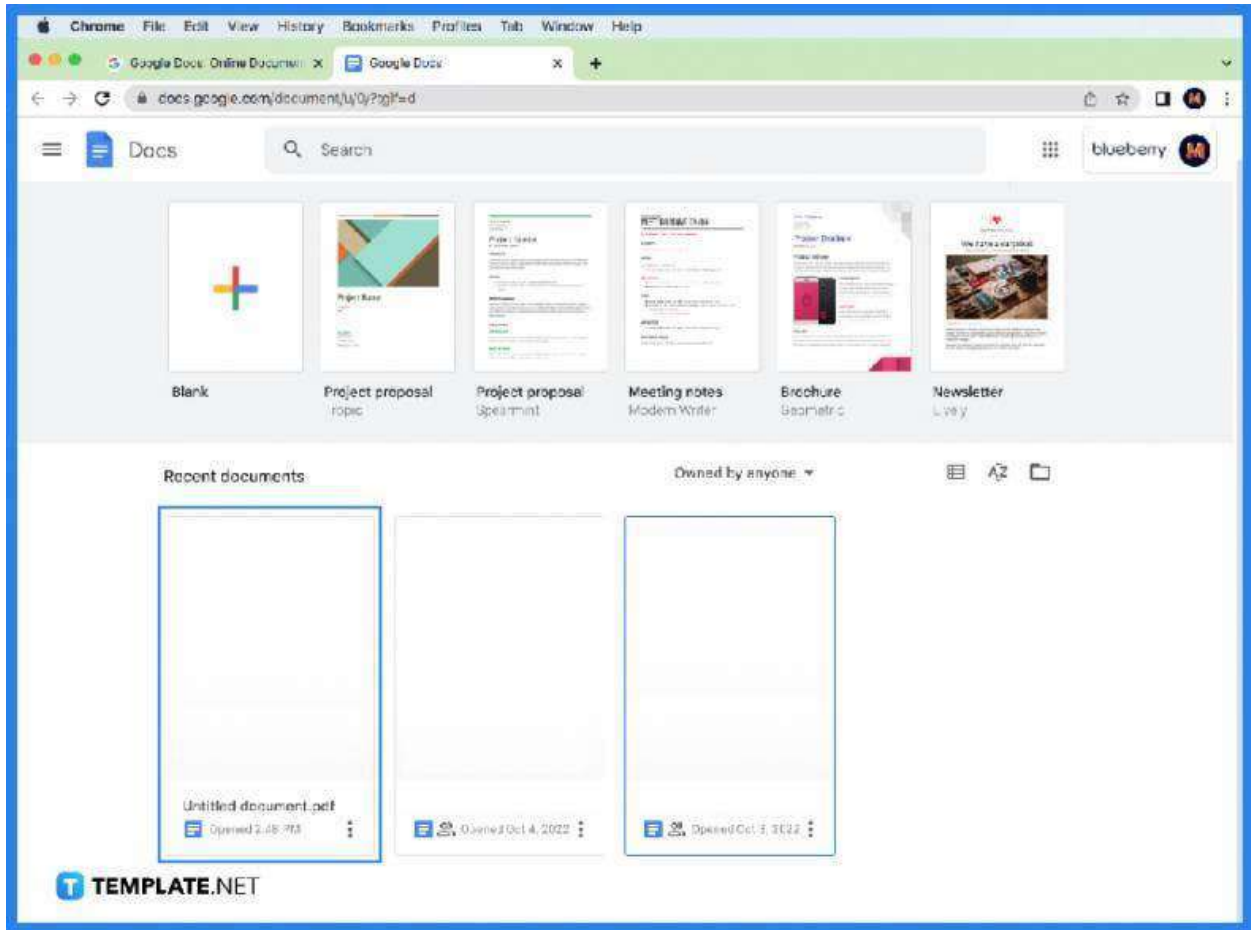
- **Step 3: Check the “Downloads” Ta>**



The process merely takes seconds depending on the speed of your Internet. Once done, check the arrow pointing down next to the “Tab Search.” This is where you normally find your downloads. Look for the file you have just converted and tap on it. It must be on the top of the list of your recent download activity.

- **Step 4: Check the File**

Now, you must have your file ready to be viewed as a PDF. Check if you have successfully converted it. Hence, revisit the document by opening it back.



FAQs

Why does the Google Docs file not save as a PDF?

One of the biggest reasons why this happens is that your Google Chrome version is outdated, therefore, you need to update it as the older ones might have conflicting extensions or inappropriate file permissions.

How is a Google Doc file be saved as a PDF on Android?

Simply launch the Google Docs app and head over to the desired document, tap on the three dots you see on the top-right corner of your screen, choose “Share and Export,” then hit “Save As” or select “Send a Copy” from the drop-down list, choose “PDF,” and finally click “OK” to save the file on your phone.

Where can the “Save” button be found on Google Docs?

You can go to the Google Docs toolbar for the traditional Save button, or head to the upper right-hand corner of the screen where the “Save and Close” button is located.

What is the difference between Google Docs and Google Drive?

Google Docs is an online document management application used for creating and editing documents whereas Google Drive is an online file storage and synchronization service Google Docs is a part of.

What could be a possible reason why Google Docs ruins formatting?

This situation happens mainly due to a conflict between ad blockers and page script blocking extensions.