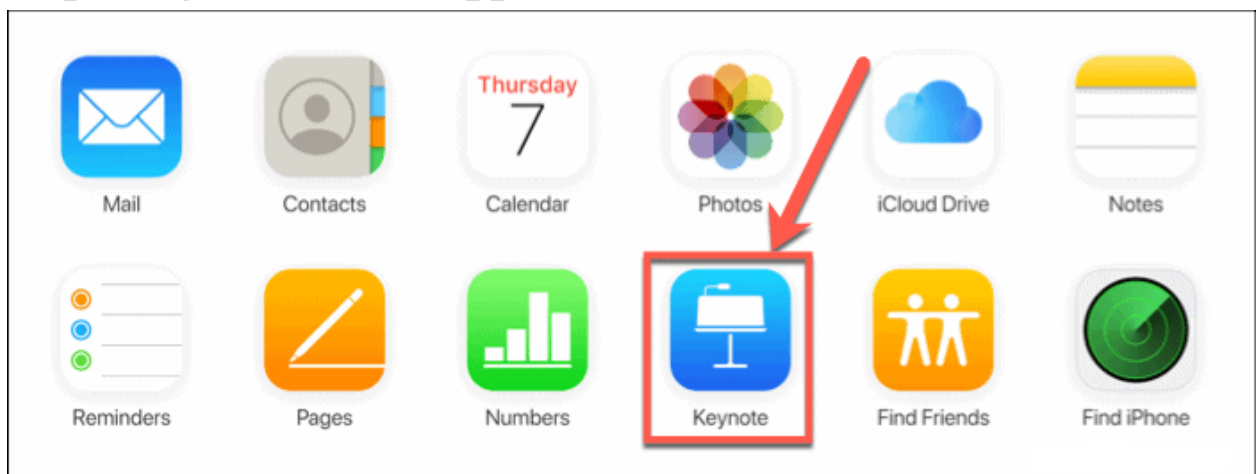


Transform your Apple Keynote presentation into a Microsoft PowerPoint presentation without hassle just like how you export presentations into different file formats. Just remember that the prerequisites are to use the Keynote app for the conversion process first and make sure you have a [Microsoft PowerPoint](#) program to run the PPT file afterward.

How to Convert Apple Keynote to Microsoft PowerPoint

Keynote presentations can be downloaded into various formats such as .pptx, .pdf, .mov, .jpeg, .png, .tiff, or .gif. And if you need to Keynote presentations specifically as [Microsoft Office](#) PowerPoint presentations, there is no need to copy and paste your content from one file to another; convert them instead.

- **Step 1: Sign In to Your Apple Account**



Of course, you need an [Apple](#) account to access Apple Keynote. You can also sign up and sign in to your [iCloud](#) to get started. Then, open the Keynote app to make a new presentation or open an existing one.

Note

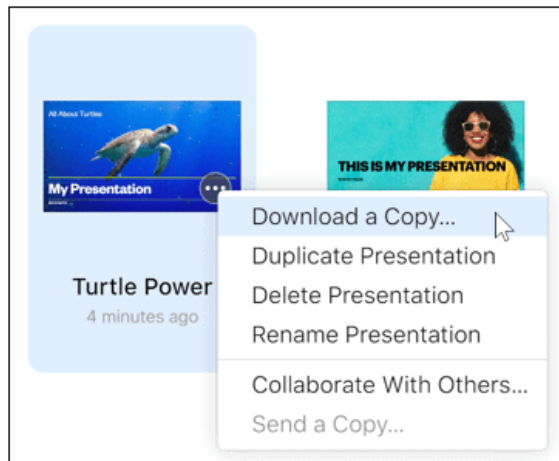
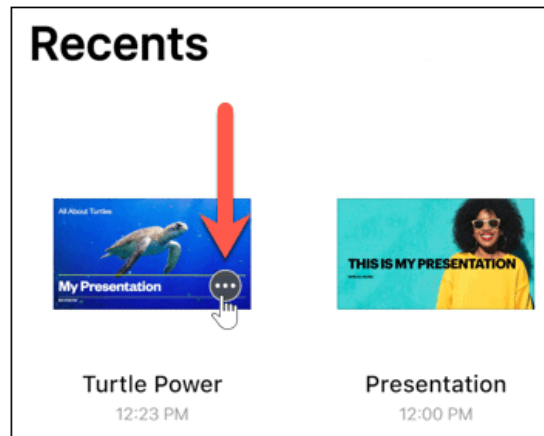
You can't access Keynote without an Apple account and you can't access Microsoft PowerPoint without subscribing to [Microsoft 365](#). However, you can [download PowerPoint for free](#) temporarily.

- **Step 2: Open the Specific Presentation to Convert**

Once you are inside Keynote, make sure to open the presentation that you want to convert into a PowerPoint file. If you don't have any presentation yet, create a

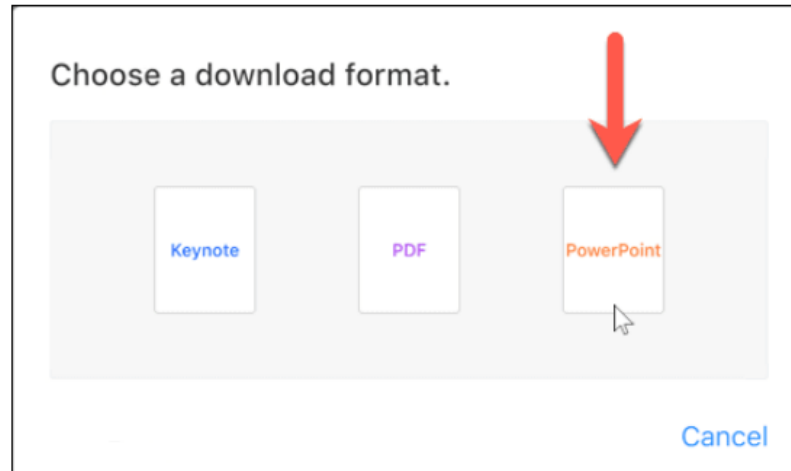
blank one first as a practice. From your recent presentations on the iCloud storage, click that presentation file.

- **Step 3: Download a Copy of Your Presentation**



Clicking the presentation file means you can see three dots on the bottom right of that presentation. Click that because the three-dotted button is an icon for "More." A drop-down menu would appear and be sure to choose "Download a Copy."

- **Step 4: Choose PowerPoint File Format**



After downloading a copy, you can choose any specific format for the presentation file. Thus, select "PowerPoint" from the options, and your Keynote presentation will be exported and downloaded as a PPT file in just a few seconds. Don't forget to try other formats as well because you never know when you might need to convert another presentation file and into another format.

FAQs

How do I convert a Keynote presentation into another format using Mac?

Using Mac, access the Keynote app and open the Keynote presentation you need to convert into another format. From the top menu, click "File" followed by "Export To." Finally, choose the format you like.

Is Apple Keynote compatible with PowerPoint?

When you [use Microsoft PowerPoint](#) to open a Keynote file, it won't work. PowerPoint doesn't support Keynote files, but you can still convert Keynote presentations into a PowerPoint file format so you can access them there.

How do I save a Keynote presentation?

Work on any Keynote presentation first and head to the upper menu of your screen. Click "File" followed by "Save." Or, choose "Save As" to rename the presentation or save it as another file format.

Can I download Keynote on a PC?

Yes, Apple Keynote can be downloaded using a Windows computer.