

Voucher Sizes

Vouchers used for travel, food meals, apparel and many more may come in an array of designs and features. Apart from that, voucher sizes are quite important so you may be able to set the design and its contents right.



Voucher Sizes Standard

Vouchers are by most businesses as a means to attract clients, such as offering free direct shipping voucher codes, so choosing the right size for the voucher would depend on how you want to incorporate the images and graphics. The standard sizes vouchers use are as follows.

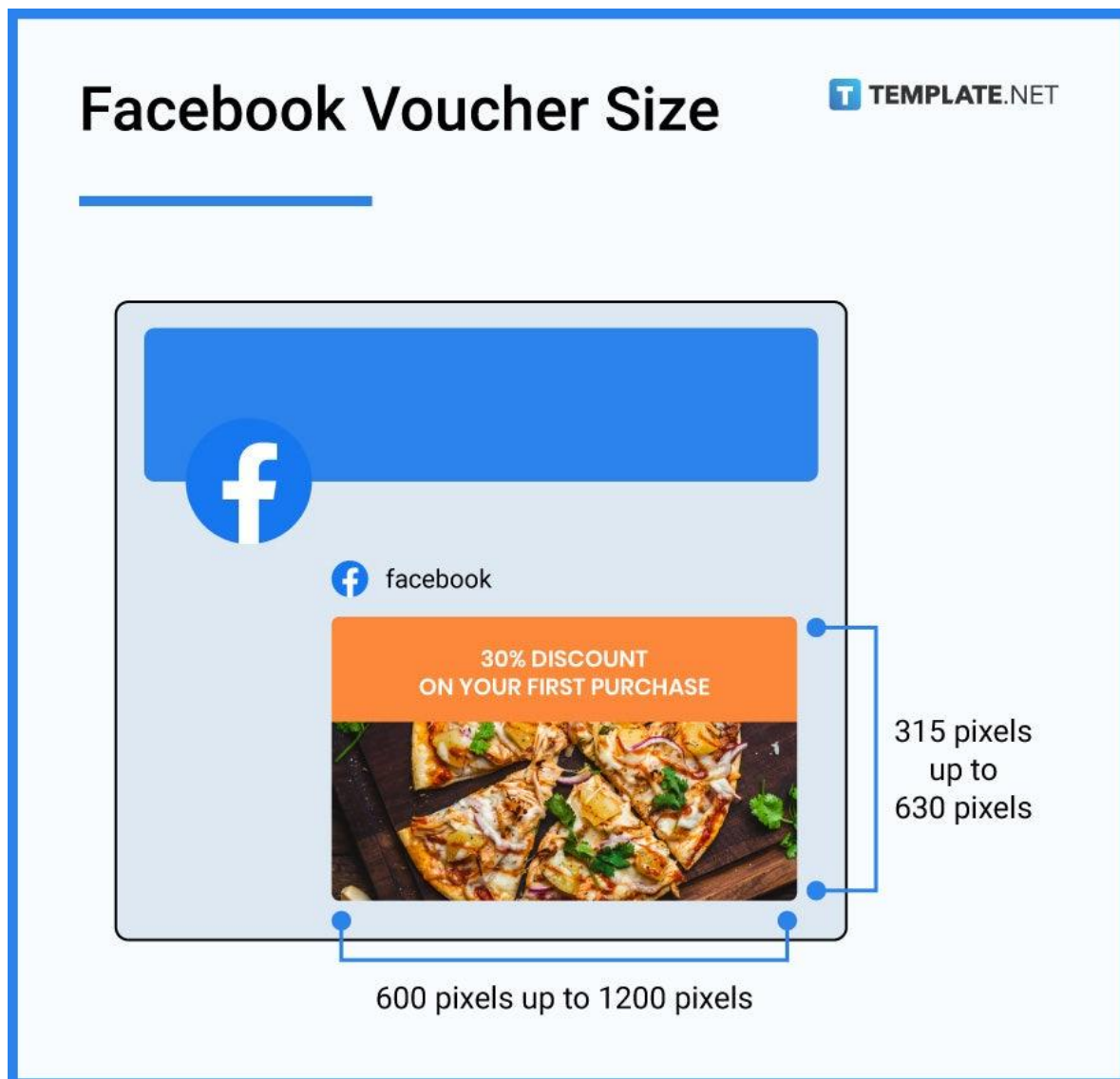
- 1/3 A4: 210 × 99 mm or 8.3 × 3.4 inches with bleed
- A6: 148 × 105 mm or 5.8 × 4.1 inches with bleed
- Business card size: 85 × 55 mm or 3.3 × 2.1 inches

Voucher Sizes for Digital – Social Media

Facebook Voucher Size

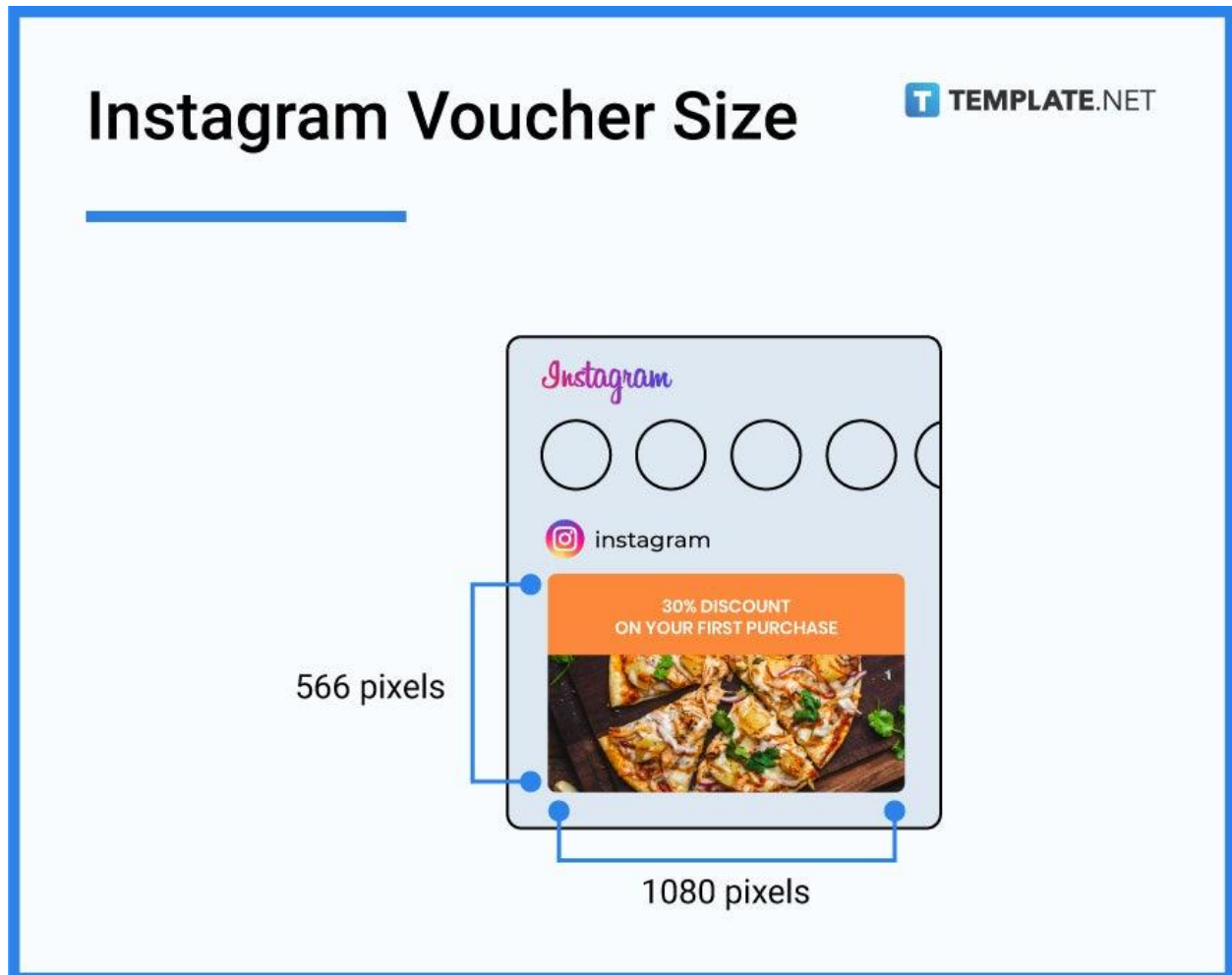
Facebook is one of the most popular social media platforms that a lot of businesses use to capture their target market. If you need to post a discount voucher or even coupons on Facebook, the standard sizes for posting are as follows:

- Minimum size: 600 × 315 pixels
- Maximum size: 1200 × 630 pixels with bleeds



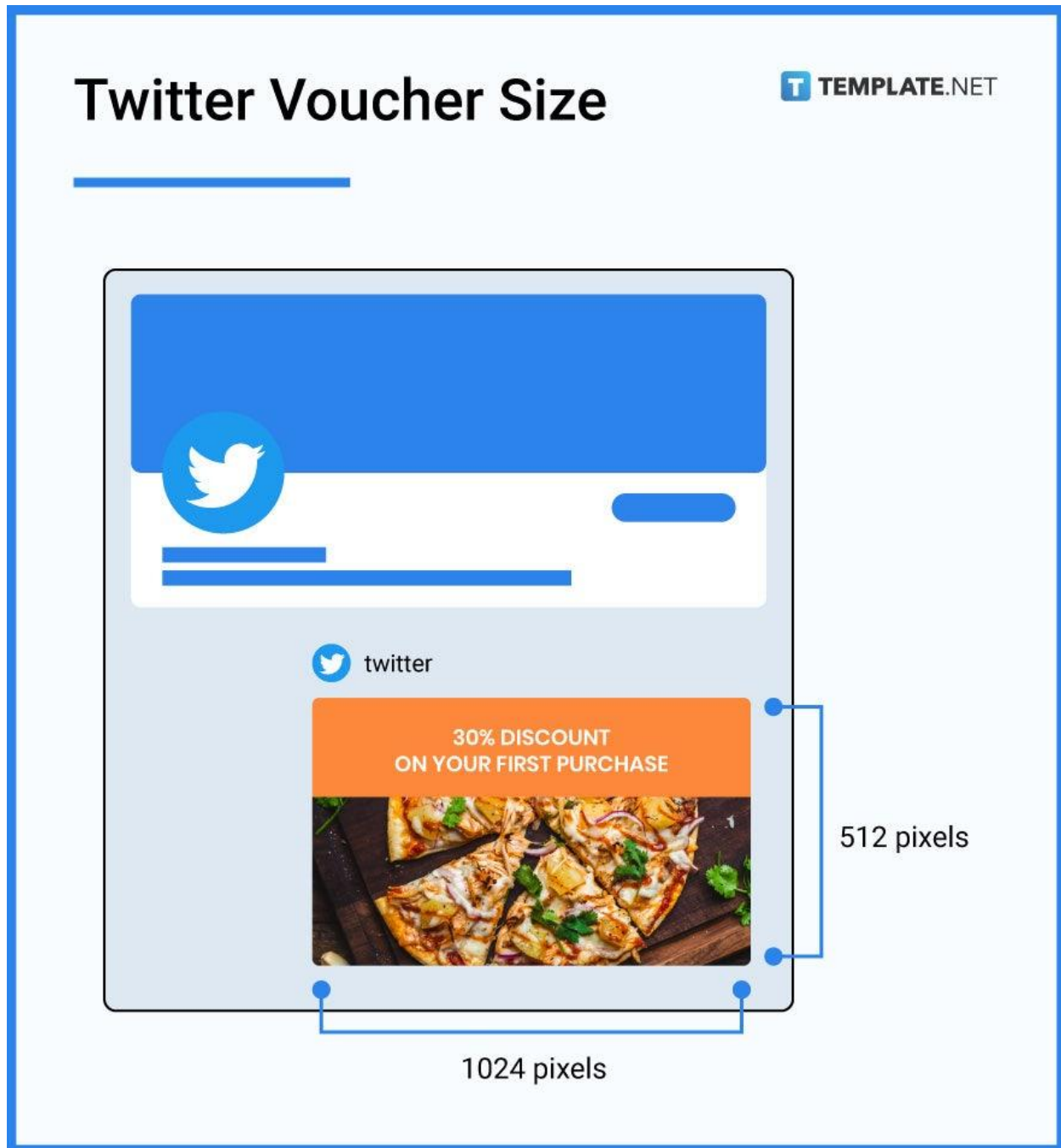
Instagram Voucher Size

Instagram is another fun and interactive platform that a lot of people use to share photos and even sell products. For Instagram uploads, the average size of landscape images and photos is best displayed at 1080 × 566 pixels.



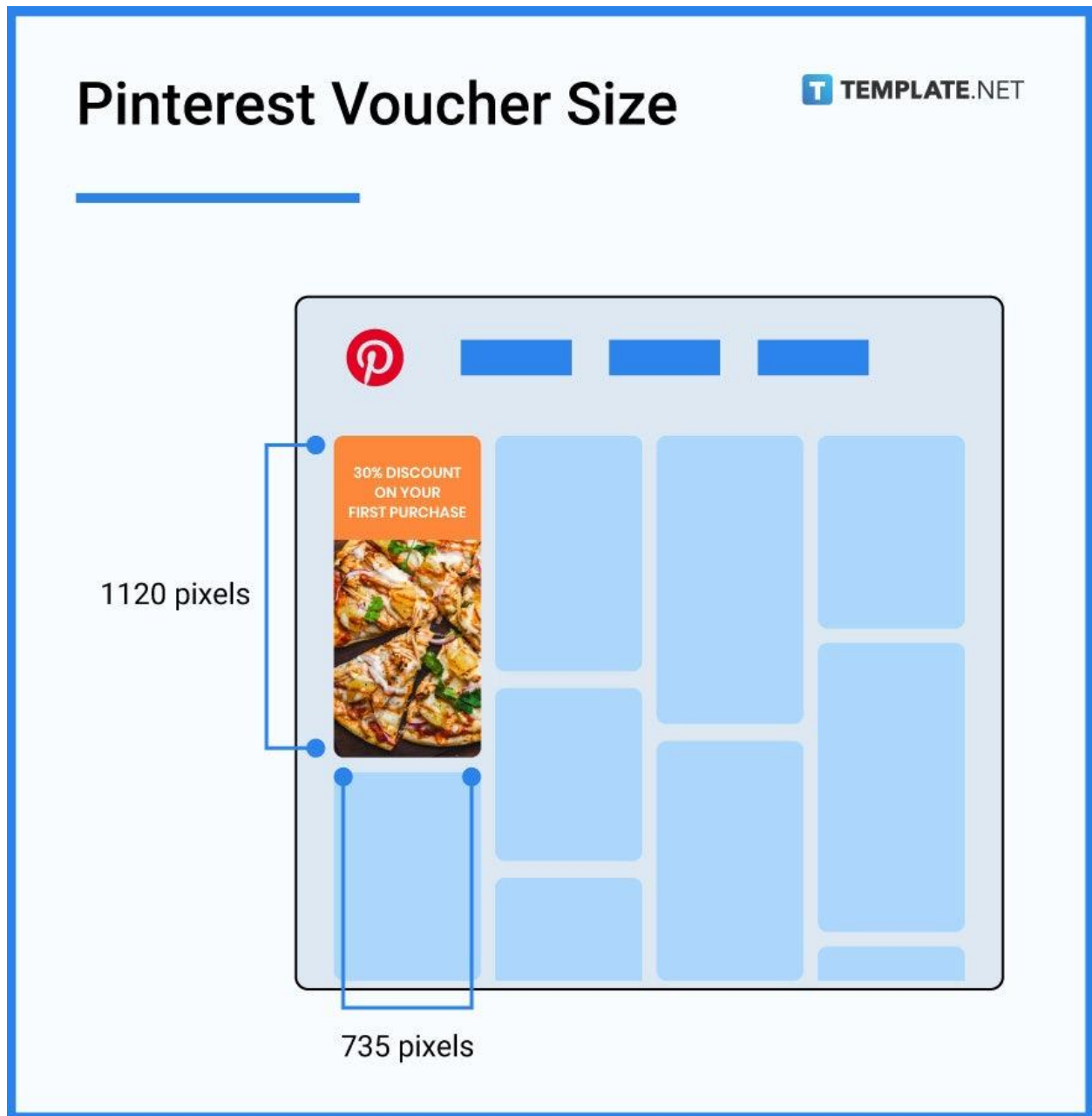
Twitter

Twitter is a free online platform with a lot of users who often tweet stories about their life and it works well whenever you need to share vouchers and coupon codes too. When uploading an image on Twitter, the custom sizes are 1024 × 512 pixels.



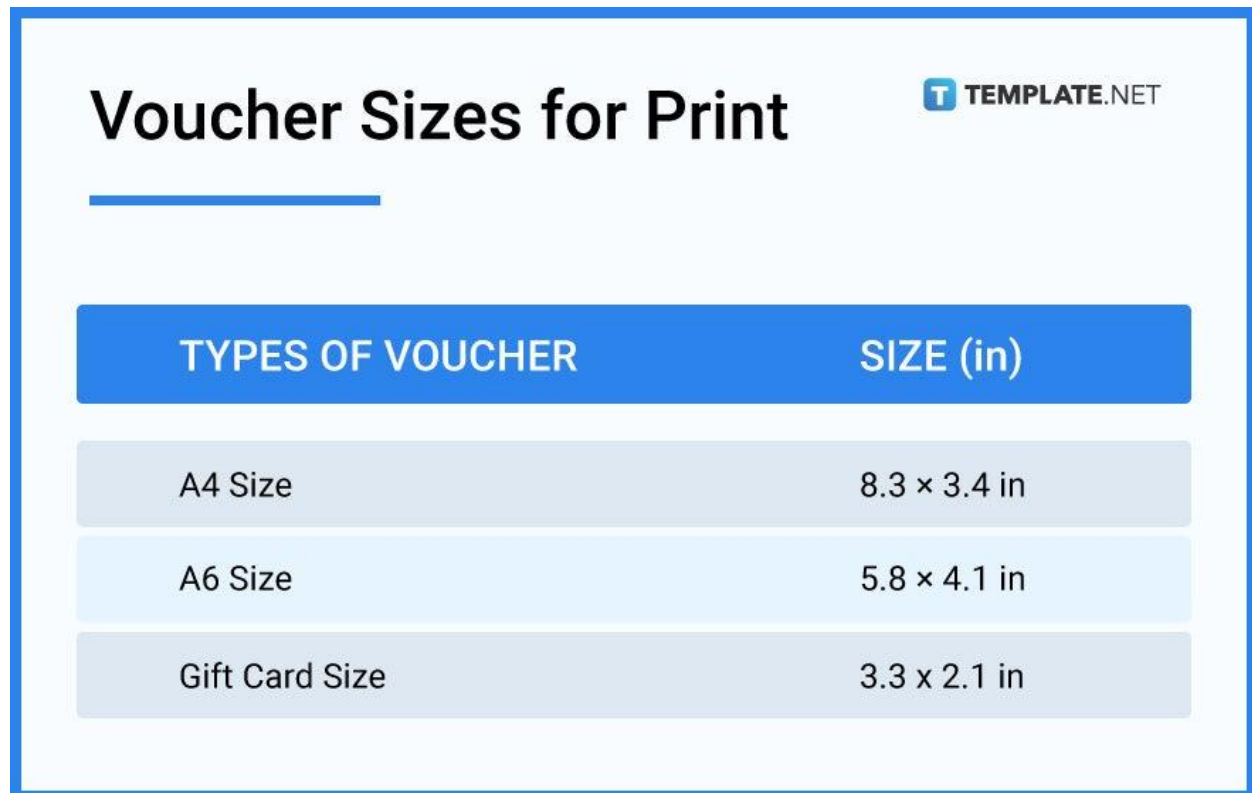
Pinterest

Pinterest is a platform where images and pictures are shared, however big or small as it is a source of inspiration for lookbooks, book designs, family albums, and many more. Vouchers, being an image as it is, could be uploaded on Pinterest with a full image dimension of 735 × 1102 pixels; however, pins will be displayed with a width of 238 pixels with scaled height.



Voucher Sizes for Print

When you need to print out a voucher physical copy, there are several sizes you can choose from depending on the bond paper size. A 1/3 A4 should be 8.3 × 3.4 inches with bleed, A6 should be 5.8 × 4.1 inches with bleed, and if you want the voucher to be the same size as a business or gift card, then you need to set it at 3.3 inches long and 2.1 inches tall, which is handy and can be slipped right into your bag pocket or an expanding file.



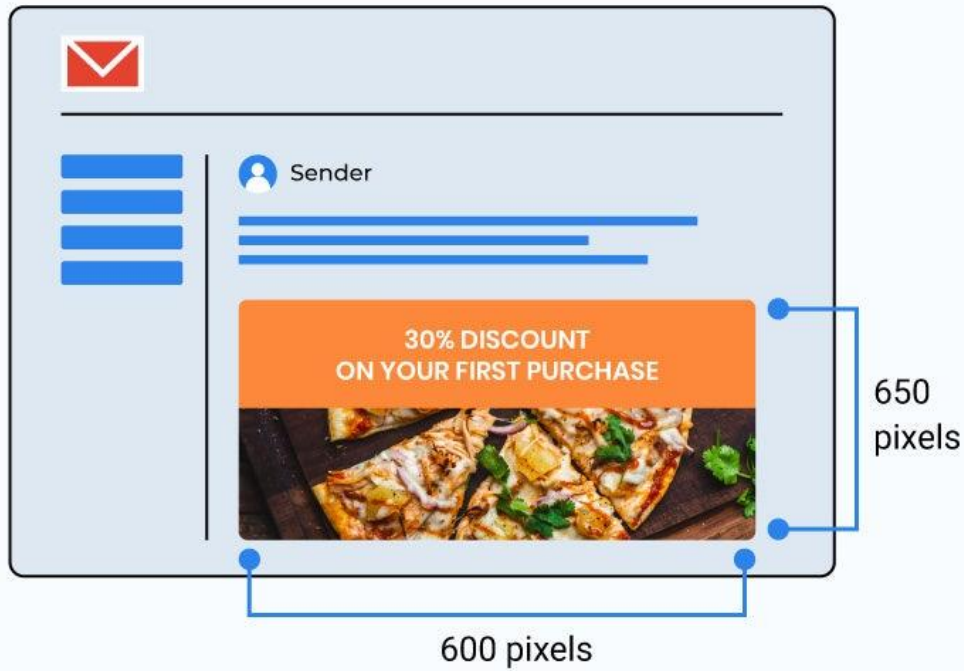
TYPES OF VOUCHER	SIZE (in)
A4 Size	8.3 × 3.4 in
A6 Size	5.8 × 4.1 in
Gift Card Size	3.3 x 2.1 in

Voucher Sizes For Email

Email is a convenient way to share updates, where you can perhaps come across a company giving out free Burger King food coupons or cafe vouchers. If you need to send one, the standard size to be used is 3 × 8 inches (7.62 × 20.32 cm) in landscape orientation, or customize it to any size of your choice.

Voucher Size for Email

TEMPLETE.NET



Voucher Sizes For Business

Vouchers are mainly used for business purposes, whether for accounting or for client distribution. The standard sizes are mainly the same, you can either choose sizes that range from 3.3 × 2.1 inches to 8.3 × 3.4 inches with bleed.

Voucher Sizes for Business

TEMPLATE.NET

30% DISCOUNT
ON YOUR FIRST PURCHASE

2.1 inches
up to
3.4 inches

3.3 inches
up to
8.3 inches

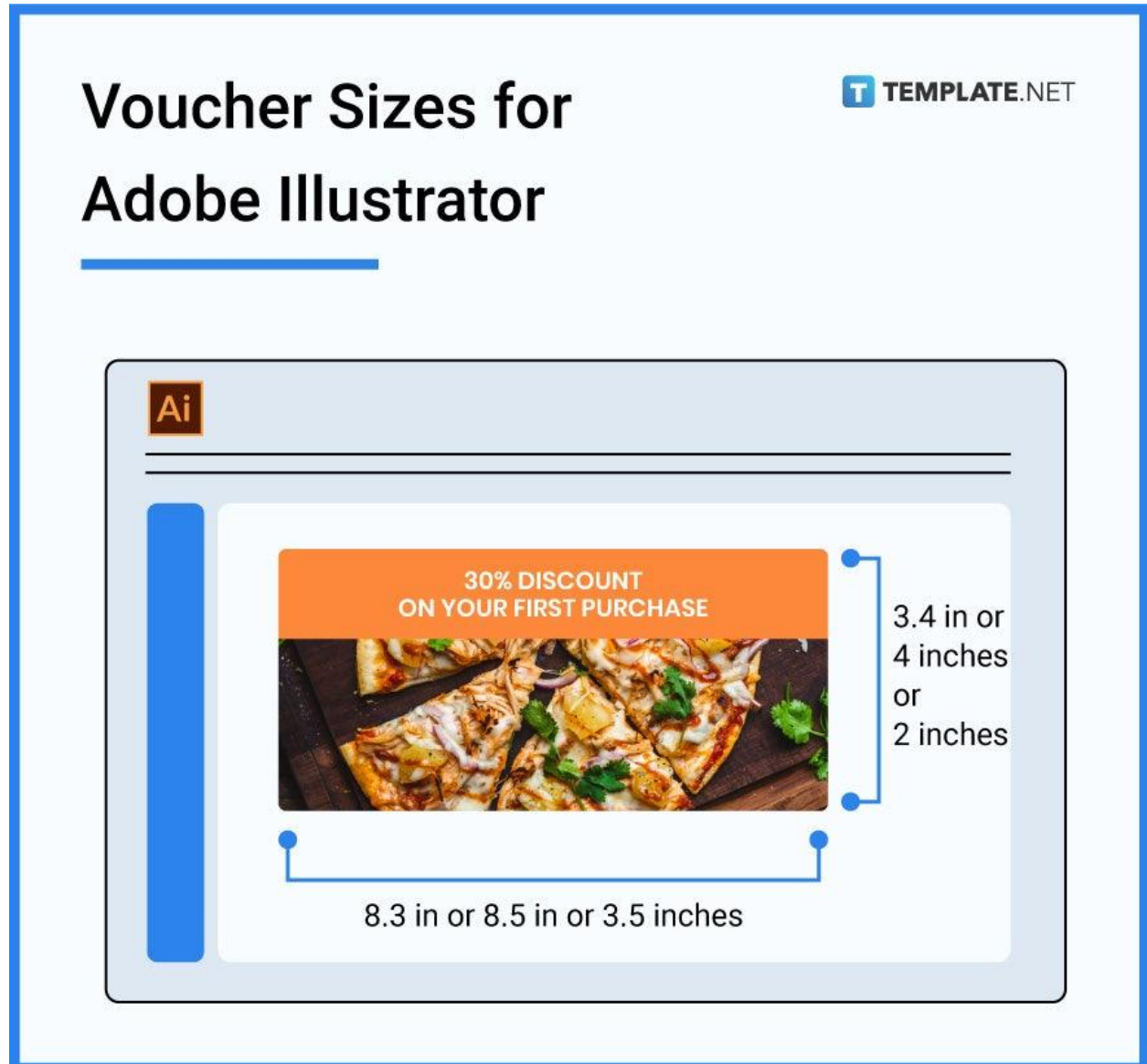
Voucher Sizes For Adobe Photoshop

For vouchers created using adobe photoshop, you may use 210 × 99 mm (8.3 x 3.4 in), 215 × 101 mm (8.5 x 4 in), and 88.9 × 50.8 mm (3.5 x 2 in).



Voucher Sizes for Adobe Illustrator

While using adobe illustrator you can set the size from 3.5 × 2 inches to 8.3 × 3.4 inches and set the resolution to 300 px.



FAQs

What size is a standard voucher?

The standard voucher sizes are 8.3 × 3.4 inches with bleed or 5.8 × 4.1 inches with bleed.

What paper size are vouchers?

The paper size used for vouchers is 1/3 A4 and A6 which is the same as UK paper sizes.

How is my voucher size calculated?

The voucher body size is determined by the content, photo, and other details that are to be used when creating this document.

What is the best size for a voucher?

The best size for vouchers is those between 8.3 × 3.4 inches or 5.8 × 4.1 inches with bleed.

What size is a gift voucher?

Gift vouchers can take on an ideal size of a business card which is 3.3 × 2.1 inches or even as small as 2.5 × 6 inches .

How do I print the voucher using Word?

Printing out a voucher using MS Word requires you to open the application, select a voucher template, encode all the details needed, and save your work, then to test print, select the print button.

What are the dimensions of the voucher?

The standard dimensions are 148 × 105 mm using an A6 size paper or 210 × 99 mm for 1/3 A3 size paper.

How do you increase the voucher size in Photoshop?

Whether you want to increase a voucher or a coupon's size, all you need to do is to select the layer you want to resize, edit and click-free transform, a resize bar will appear, and drag and drop the layer to your desired size and to manipulate the height and width, hold the shift key as you drag.

What is the normal size of a voucher?

Most vouchers follow the normal size of 8.3 × 3.4 inches with bleed.

How to reduce size of voucher?

To reduce the size of the voucher, go to the page layout tab, and then select the same paper size as the paper size of the template, select the paper size that is loaded in the printer then select reduce/expand, and then click Custom.