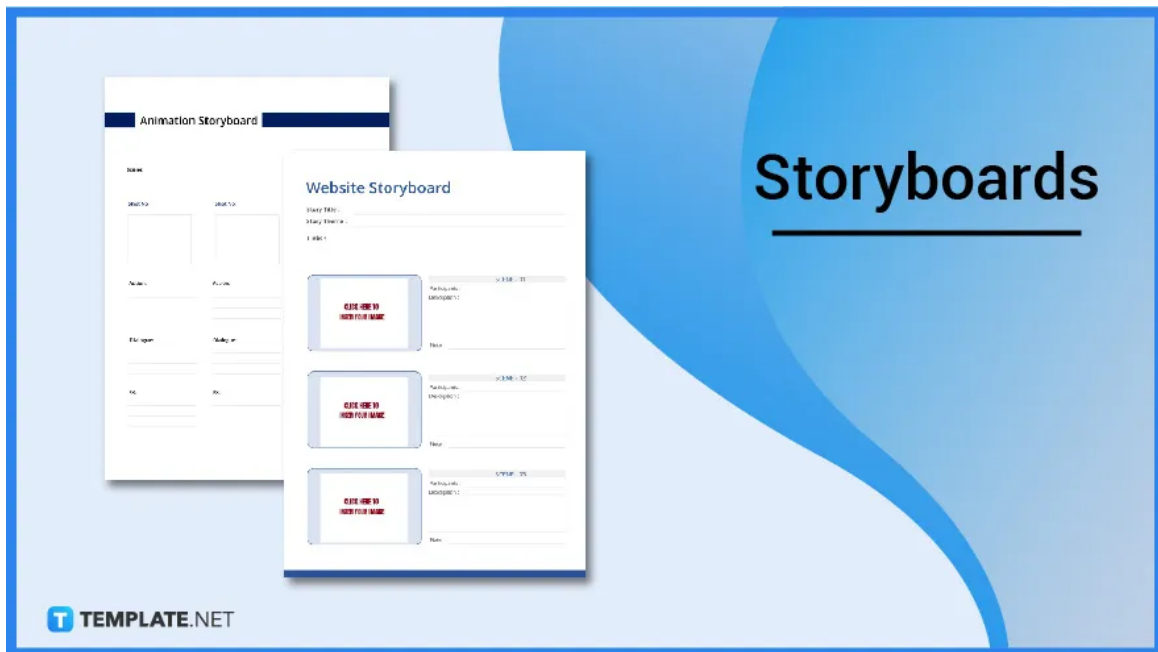


Storyboards

Storyboards are a tool often utilized by film directors or tv videographers to plan out the scenes and flow of the film. It also helps editors to have a guide on how the material will be arranged so that it will coincide with the creation of the director's visualization.



Storyboard Definition and Meaning

A storyboard is a panel or group of panels on which a number of sketches are organized to illustrate the significant changes in scene and action in a sequence of shots.

When filming begins, you will know which shots you need to generate and how to achieve them since you have planned and defined for your video.

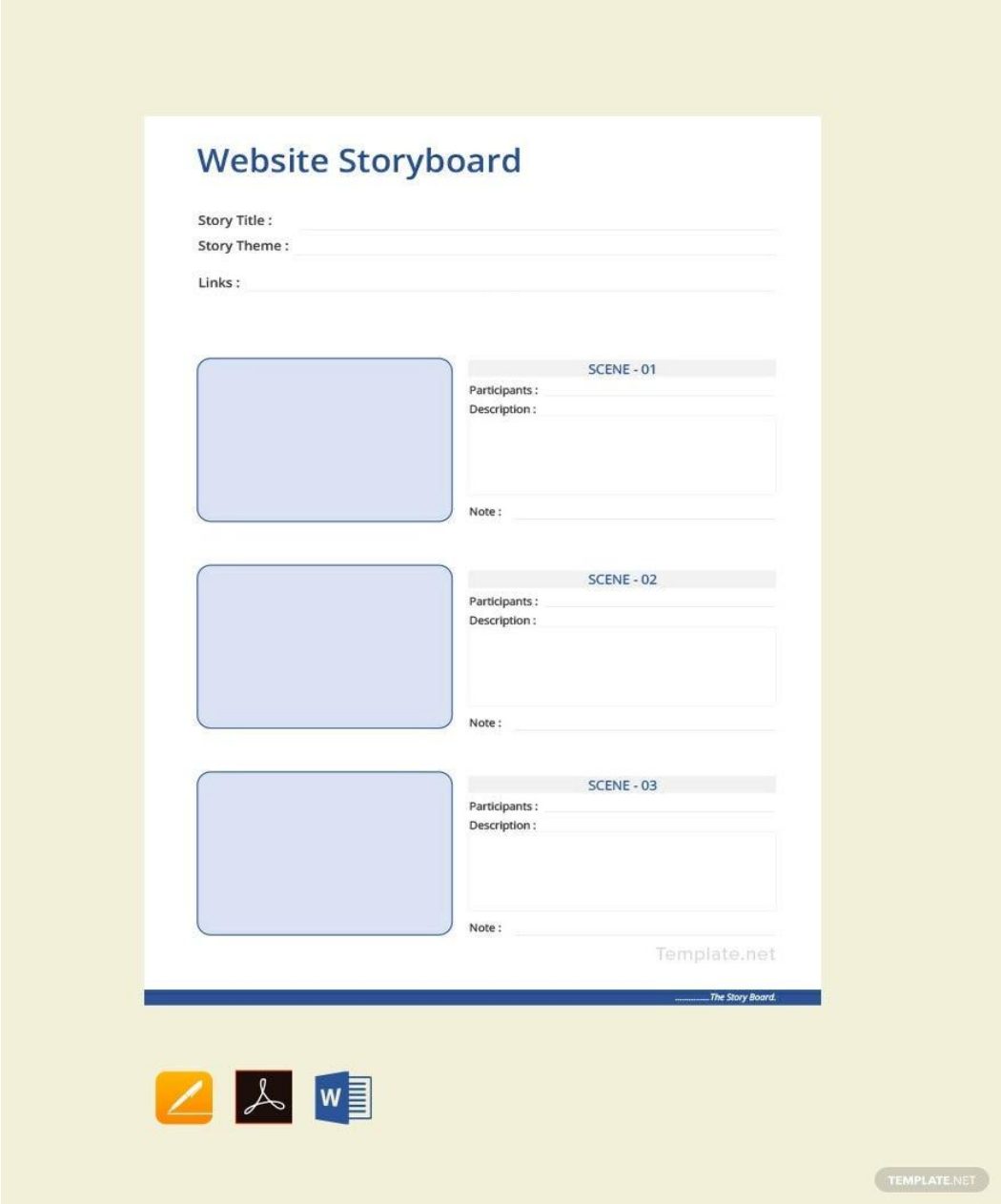
What Is a Storyboard?

A storyboard is a visual depiction of how your video or film will play out, shot by shot. It consists of a number of squares with sketches or photographs depicting each shot, as well as notes including a description of the scene and shooting directions. You will be able to construct a clear map that smoothly takes you through production regardless of your funding or design experience.

10 Types Of Storyboard


Website Storyboard

A [Website Storyboard](#) is a web project's plan. It is a simple, versatile solution for displaying items on a single website such as photos, banners, navigation, graphic elements, and text. A storyboard may help you plan out the components of your website and is an excellent approach to planning the outline of your website, making the layout process more effective.



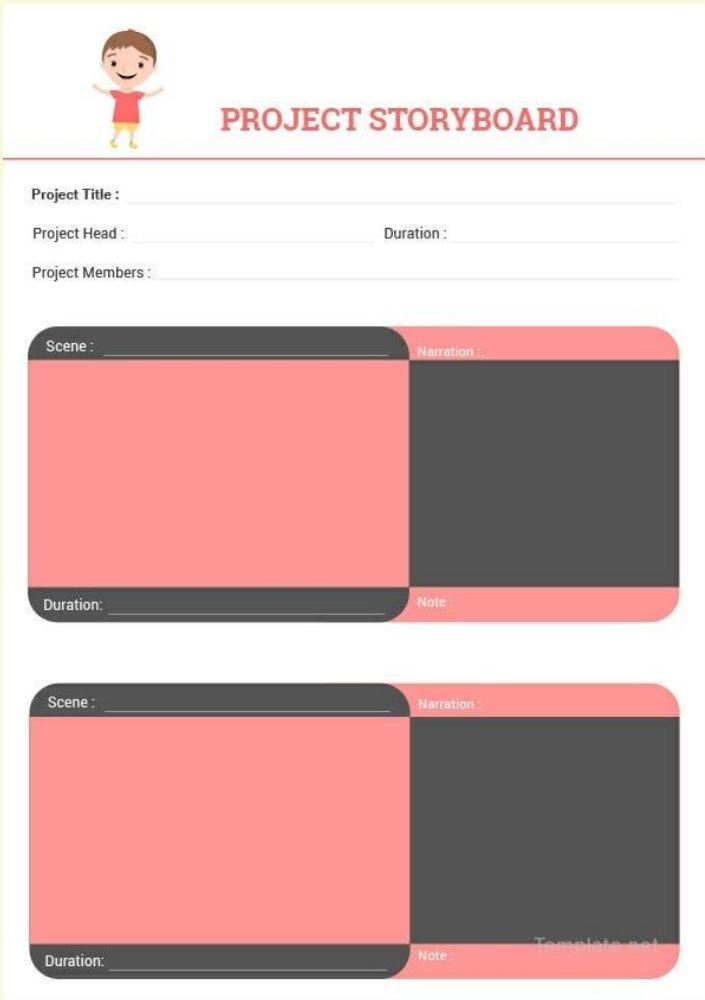
Movie Storyboard

A [Movie Storyboard](#) is a graphic arrangement that arranges pictures and images to visually communicate a story. Not all filmmakers utilize storyboards, and others only use them for action sequences or large set pieces. You must first understand what storyboards mean to you in order to fully utilize them.



Project Storyboard


[Project Storyboards](#) are finished project overviews. They emphasize the project and share a success story of process improvement efforts. The Storyboard also exposes lessons gained, allowing others to learn from failures and emulate success. They recount the tale of a renovation project from start to finish, emphasizing the stages required and the lessons acquired along the way.



The image displays a project storyboard template on a light yellow background. At the top left is a cartoon boy icon. To its right, the title "PROJECT STORYBOARD" is written in red. Below the title are three input fields: "Project Title:", "Project Head:", and "Duration:". Underneath these is a "Project Members:" field. The main content area consists of two identical storyboard cards. Each card has a red background and a dark grey header with "Scene:" and "Narration:" labels. The bottom of each card has a dark grey footer with "Duration:" and "Note:" labels. A "Template.net" watermark is visible in the bottom right corner of the second card. At the bottom of the page are three icons: a black Adobe PDF icon, a yellow pencil icon, and a blue Microsoft Word icon. In the bottom right corner, there is a small grey button with the text "TEMPLATE.NET".

Film Storyboard

A [Film Storyboard](#) is a visual sketch of a short film, feature-length, or animation. It is an essential aspect of the preproduction process and comprises a set of graphics that depict everything that will occur in your completed composition. Although most storyboards are hand-drawn, some designers or animators prefer to use storyboarding software. The completed product is similar to a comic book or a graphic novel.



Multimedia Storyboard

A [Multimedia Storyboard](#) is a communication tool that multimedia designers use to sketch out and arrange project ideas before producing their program. Storyboards provide comments for developers on what material to utilize, elements to be synced with the parts of the audio narration, elements that will be interactive, and the resulting reaction. This provides a thorough understanding of how the course would function in its entirety.

Multimedia Storyboard

Project Title: _____
Date: _____

Scene of :	Scene Description :
Links from scene:	
Links to scene:	

Sketch:

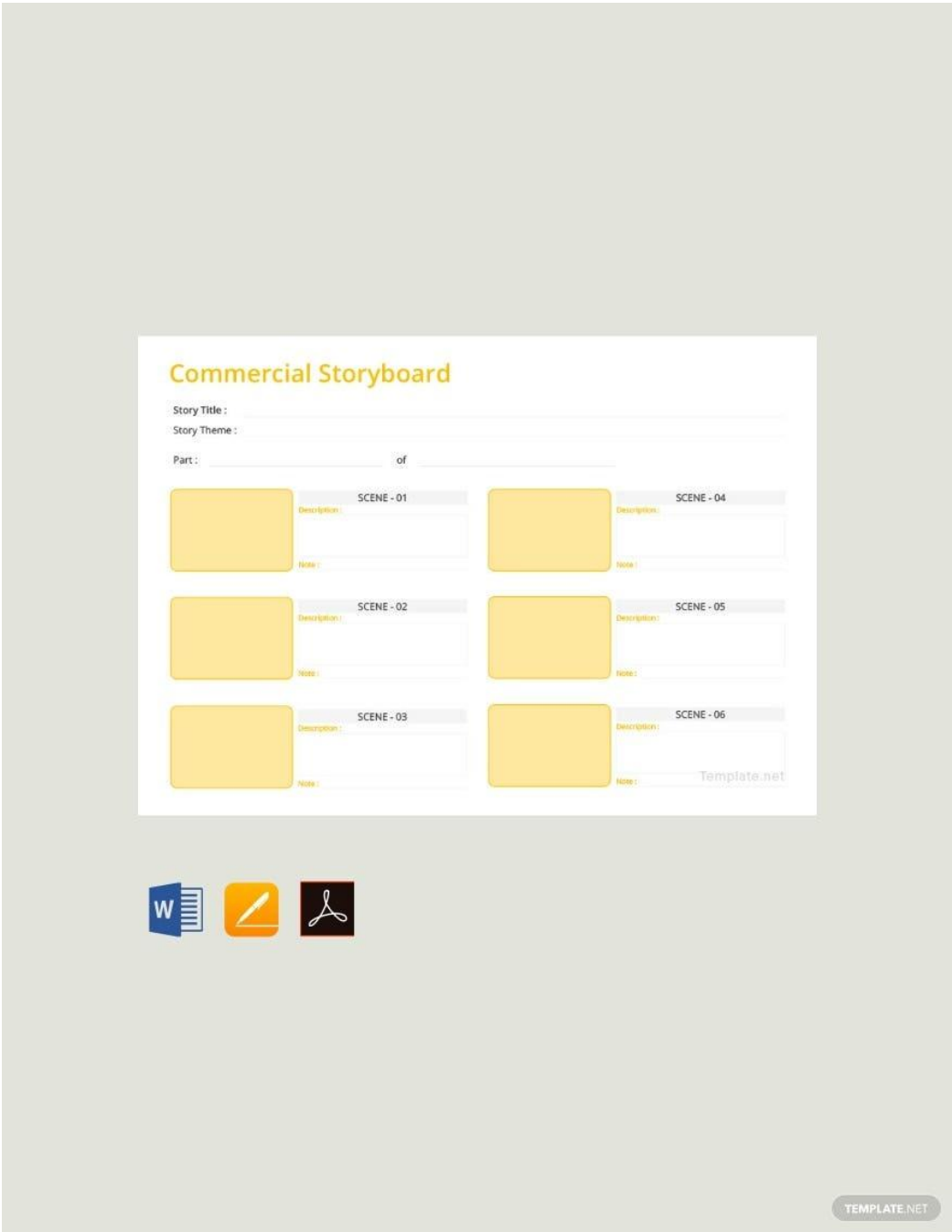
Background:	Audio:
Colour Schemes:	Video:
Text Attributes:	Stills/Photo:

TEMPLATE.NET

Commercial Storyboard

A [Commercial Storyboarding](#) template is a graphic arrangement that arranges pictures and images to visually tell a story via a commercial. Storyboards are used by advertising agencies to sell final scripts of advertisements to customers as well as to inform production firms who work directly on making them. Below is an example of a commercial storyboard.



Kids Storyboard

A [Kids Storyboard](#) is a collection of images or stickers that tell a funny tale to entertain younger audiences. Storyboards are a learning approach by teachers that uses cartoon illustrations to assist students to keep track of a narrative's core themes and supporting information. Feel free to check this kids storyboard design as your example.

The storyboard template features a light blue background. At the top center, the title "Kids Storyboard" is written in a brown, sans-serif font. To the right of the title is a cartoon illustration of a girl with black hair in pigtails, wearing a red top and a purple skirt, standing on a thin horizontal line. Below the title and illustration, there are three identical rows of text input fields. Each row is preceded by a large, rounded orange diamond shape. The text fields in each row are: "Scene :", "Audio :", "Video :", "Narration :", and "Key Note :". The "Audio :" and "Video :" fields have "Time :" labels to their right. At the bottom right of the storyboard area, there is a small red icon of a pair of scissors and the text "template.net". At the bottom of the page, there are three icons: a blue Microsoft Word icon, a yellow pencil icon, and a black Adobe PDF icon. In the bottom right corner of the page, there is a small grey button with the text "TEMPLATE.NET".

Audio Video Storyboard

The [Audio Video Storyboard](#) is similar to visual storyboards in that it provides the sound designer with a blank or empty auditory canvas on which to explore emotions and soundscapes. Sometimes sound designers construct building pieces that may be used later in the production process. Below is an AV storyboard for your reference.




Audio Video Storyboard

Project Title: _____

Part: _____ Of: _____

Video
Length : _____
Format : _____
Quality : _____
Audio
Length : _____
Format : _____
Quality : _____
Subtitles
Language : _____
File Size : _____
File Type : _____
Font Style : _____
Font Size : _____

Template.net






TEMPLATE.NET

Animation Storyboard

An [Animation Storyboard](#) is simply a collection of sketches based on the narrative that will serve as a visual guide throughout an animation production. Pixar and Disney use this type of storyboard to do their animation or motion picture. This is known as "thumbnailing" or icon layout and it may be done on paper or with software such as Photoshop.

Animation Storyboard

Scene: _____		Page: _____
Shot No:	Shot No:	Shot No:
<div style="border: 1px solid black; width: 100%; height: 100%;"></div>	<div style="border: 1px solid black; width: 100%; height: 100%;"></div>	<div style="border: 1px solid black; width: 100%; height: 100%;"></div>
Action:	Action:	Action:
_____	_____	_____
_____	_____	_____
_____	_____	_____
Dialogue:	Dialogue:	Dialogue:
_____	_____	_____
_____	_____	_____
_____	_____	_____
FX:	FX:	FX:
_____	_____	_____
_____	_____	_____
_____	_____	_____



TEMPLATE.NET

Screencast Storyboard





A screencast is a digital video and audio recording of what happens on the computer screen of a presenter. It may be also used to produce complex, information-rich multimedia presentations. Through a [Screencast Storyboard](#), complicated processes involving screencasting may be easily comprehended to avoid wasting time addressing the confusion.

Screencast Storyboard

Project Name: _____ Page: _____ of: _____
By: _____ Date: _____

_____	_____	_____
_____	_____	_____
_____	_____	_____
_____	_____	_____
_____	_____	_____
_____	_____	_____

Signature: _____

TEMPLATE.NET

Storyboard Uses, Purpose, Importance

A storyboard is a strong approach to visually portraying information because it is a graphic organizer that prepares a narrative; the linear orientation of the cells is ideal for storytelling, illustrating a process, and displaying the passage of time. Be knowledgeable about the uses, purpose, and importance of a storyboard.

Business

Commercials, product demos, and business corporate presentations are also created using storyboards. In advertising, storyboards are used to organize ads in order to deal with any potential hurdles before they occur.

Instructions

Storyboards are used to create video tutorials that explain how to utilize things. Frames often include graphic elements and text, which are then animated to produce interactive teaching.

Research

Data is frequently represented graphically with the help of an infographic. A graphic designer produces a storyboard with keyframes to describe the required elements to a motion designer in order to animate such static data.

Technology

When a flowchart isn't adequate, a storyboard might assist in better envisioning the user experience. As a result, engineers may anticipate possible difficulties during the early phases of product development, prevent them, and have more time to repair faults after the release.

Mood Board

It might try to inspire a sensation as well as convey a concept as a visual collage. Mood boards are typically used for inspiration or as a kind of statement art. They can be structured as they choose and so exist in all imaginable configurations.

What's In A Storyboard? Parts?

Central Idea

Beginning with your primary idea, you guarantee that your argument is communicated without crowding the slide with words. These core concepts should be no more than one or two sentences long and simple enough for your audience to read and grasp at a glance.

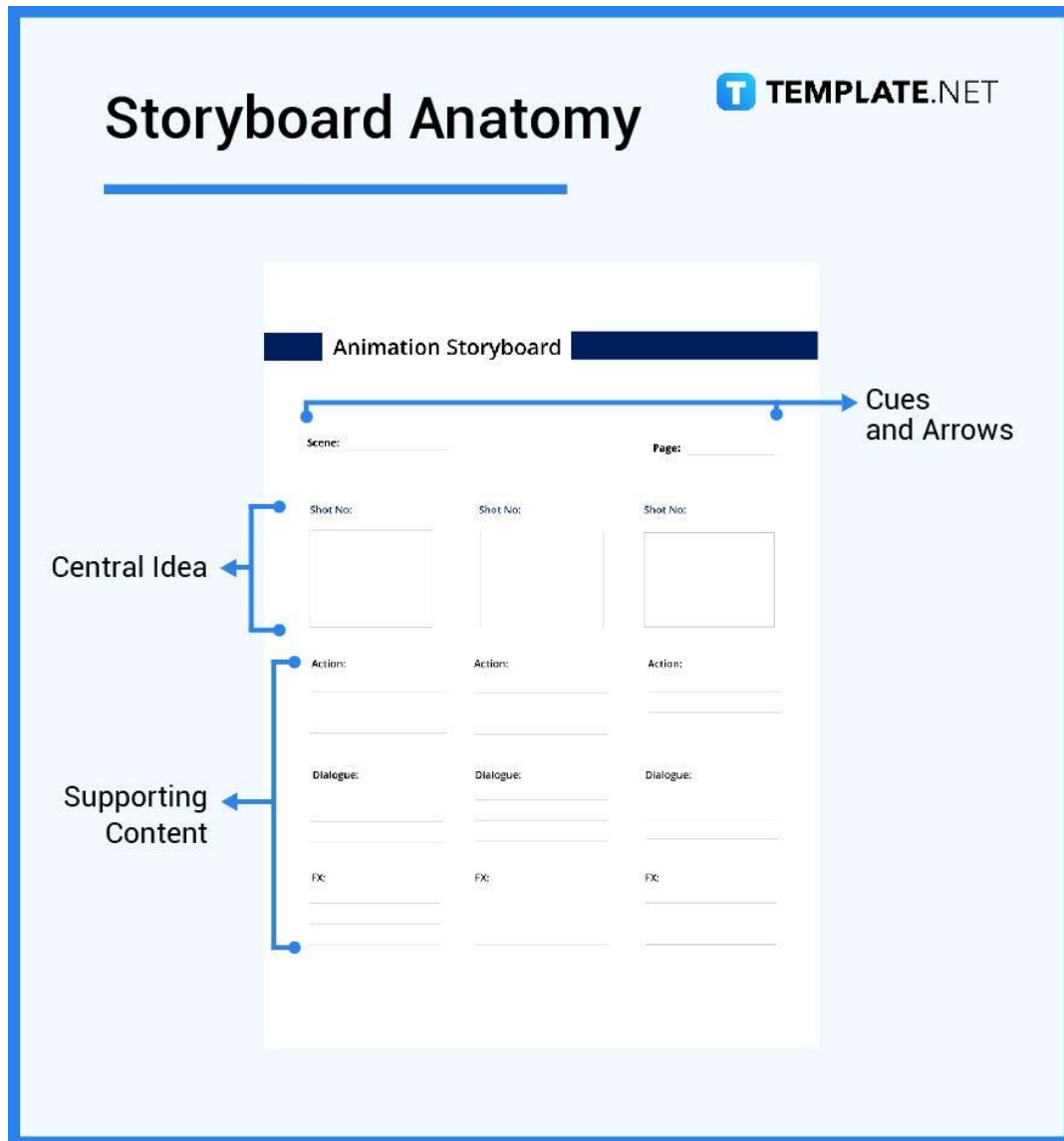
Supporting Content

This content might include facts and numbers, bullet points, or anything else that you believe helps to bring the core theme to life. Remember to keep the number of words on the screen to a minimum when incorporating supporting information.

Cues and Arrows

As you move through your text, you may come up with several graphic concepts to represent the words you are using. Making written notes will help you recall that brilliant idea you had while brainstorming.

Storyboard Anatomy



How To Design A Storyboard?

1. Choose a [Storyboard Size](#)
2. Determine the use of the storyboard
3. Select a Storyboard Template
4. Add the sketches or images
5. Include directions and notes
6. Wrap up the edits and download

How to Design a Storyboard?

T TEMPLATE.NET

- Step 1** Choose a Storyboard Size
- Step 2** Determine the use of the storyboard
- Step 3** Select the Storyboard Template
- Step 4** Add the sketches or images
- Step 5** Include directions and notes
- Step 6** Wrap up the edits and download

Storyboard Vs. Storyline

A storyboard serves as your roadmap when you are about to create a video or film.

A storyline is referred to as the plot or narrative thread encountered by each character or group of characters in a work of fiction.

What's the Difference Between a Storyboard, timeline and script?

A storyboard is an easy planning document that is generated prior to the development of the final product and is used to depict a tale or indicate scene changes or building architecture.

A timeline is a visual representation of a chronological series of events along a drawn line that allows a spectator to immediately grasp temporal linkages.

A script is a written plot for a professional film or anime that includes writing all of the dialogue, wardrobe, or fashion notes, specifying the sound effects and background music, and creating the staging and action.

Storyboard Sizes

A storyboard panel is a rectangular box drawn on paper. The specifications of this box vary but then it is typically 4" wide x 3" high. Alternatively, a typical 8 1/2" x 11" page has three panels. [Storyboard sizes](#) should be as near to the most popular aspect ratios as possible:



Storyboard Ideas & Examples

There are various ways to translate your ideas from mere sketches or drawing to an actual flow for a story. You can make use of these available [storyboard ideas](#) and examples to gather inspiration.

- Storyboard Ideas and Examples
- Film Storyboard Ideas and Examples
- Storyboard Ideas for students with examples
- Kids Storyboard ideas and Examples
- Teaching Storyboard Ideas and Examples
- Corporate film Storyboard Designing Ideas and Examples
- Marketing Storyboard Ideas and Examples
- Ideas for Multimedia Storyboard Examples
- Commercial Storyboard Ideas and Examples
- Screencast Storyboard Ideas and Examples

FAQs

What is a storyboard of a story?

A storyboard is a graphic depiction of a film scene that divides the action into panels.

How to make a storyboard for film?

In making a film storyboard, it should contain the basic elements like the other types, a set of panels that go with a set of directions, and notes to increase profitable earnings.

Why do I need a storyboard?

It will not only save you time by making it simpler to express your vision but it will also provide a strong shot list, which will make the creative process move more easily.

How to make a storyboard for video?

You should start planning the video, followed by a visualization of the script, then adding the notes.

What is a storyboard in film?

A storyboard is a visual organizer used to prepare a narrative for the film.

What are storyboards used for?

Like a roadmap, throughout the production process, your storyboard will serve as a visual guide.

Why your digital marketing strategy needs a storyboard?

Because of its adaptability, a storyboard allows you to construct the actions, movement, or kinematics of a movie and has become popular in visual projects for advertising and marketing.

Why is storyboarding important in multimedia?

Since multimedia deals with various media platforms, a storyboard is important as it can help keep the flow organized.

What is a storyboard for a product?

A product storyboard lets you see which components of your product are accountable for certain consumers' activities.

What should be in a storyboard portfolio?

Include 2-3 story sequences, preferably of varying genres and with a large total number of panels.