

Roll Up Banner Sizes

Roll up banners can be used for basically any type of advertising or marketing. However, for you to maximize its use, picking the right roll up banner size is crucial.



Roll Up Banner Sizes Standard

Pull Up Standard

A roll up banner is also called a pull up banner. The most common pull up banner size is 800 × 2000 mm or 31.5 × 79 inches. The same size can also apply to L banners and premium pull up banners.

Double Sided

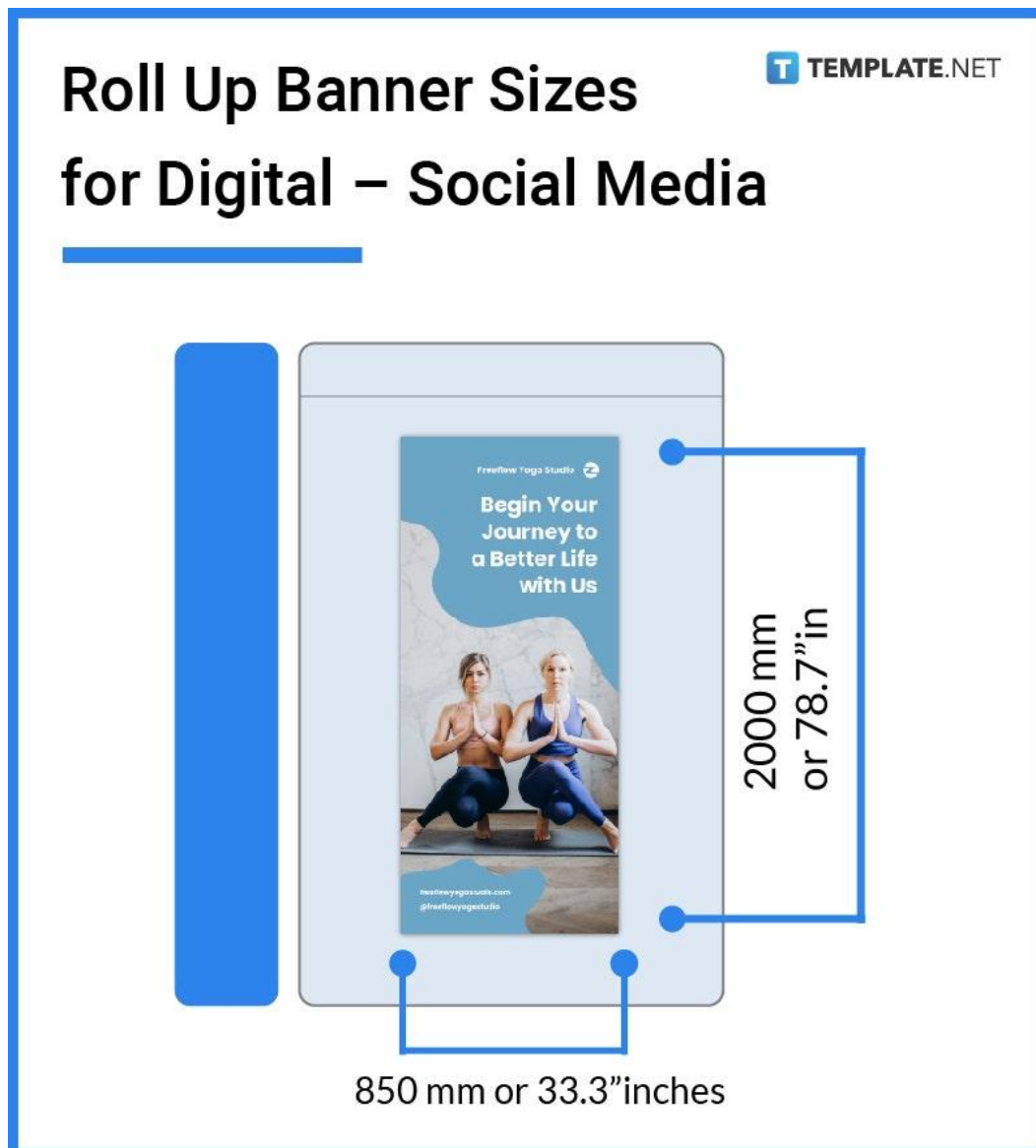
The dimensions of a double sided roll up or pull up banner is similar to a standard one with only a slight difference in width of 850 × 2000 mm or 33.5 × 79 inches.

Wide Pull Up

A wider roll up banner option is also available and it's ideal for event backdrops. It can range from 1500 × 2000 mm to 2080 × 2160 mm.

Roll Up Banner Sizes for Digital – Social Media

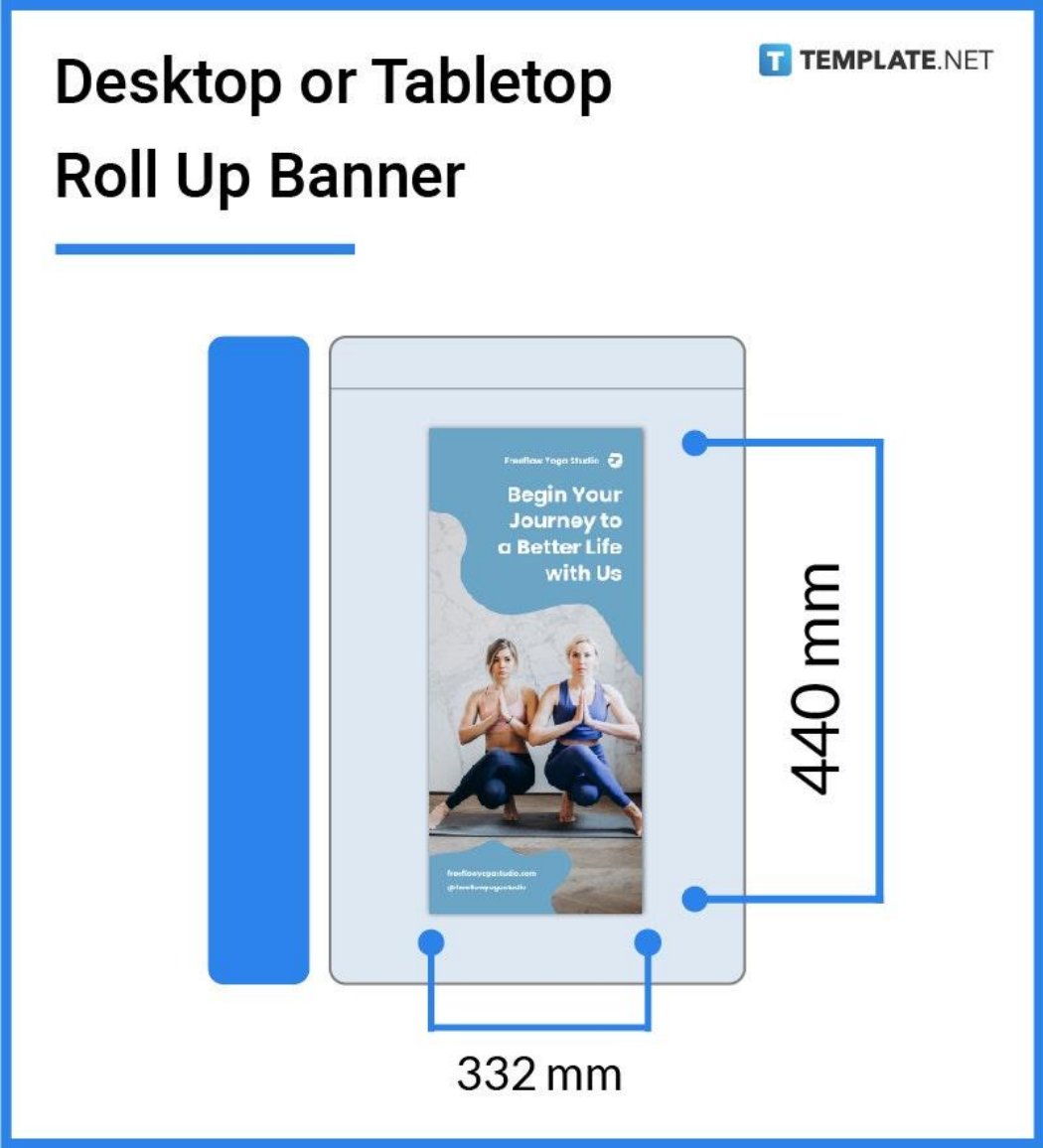
Although you can easily adjust the dimensions for digital banners, the widely accepted size for digital printing is 850 × 2000 mm or 33.3 × 78.7 inches roll up banner. To get the best possible quality, the graphics need to be at least 150 to 300 dpi.



Roll Up Banner Sizes for Print

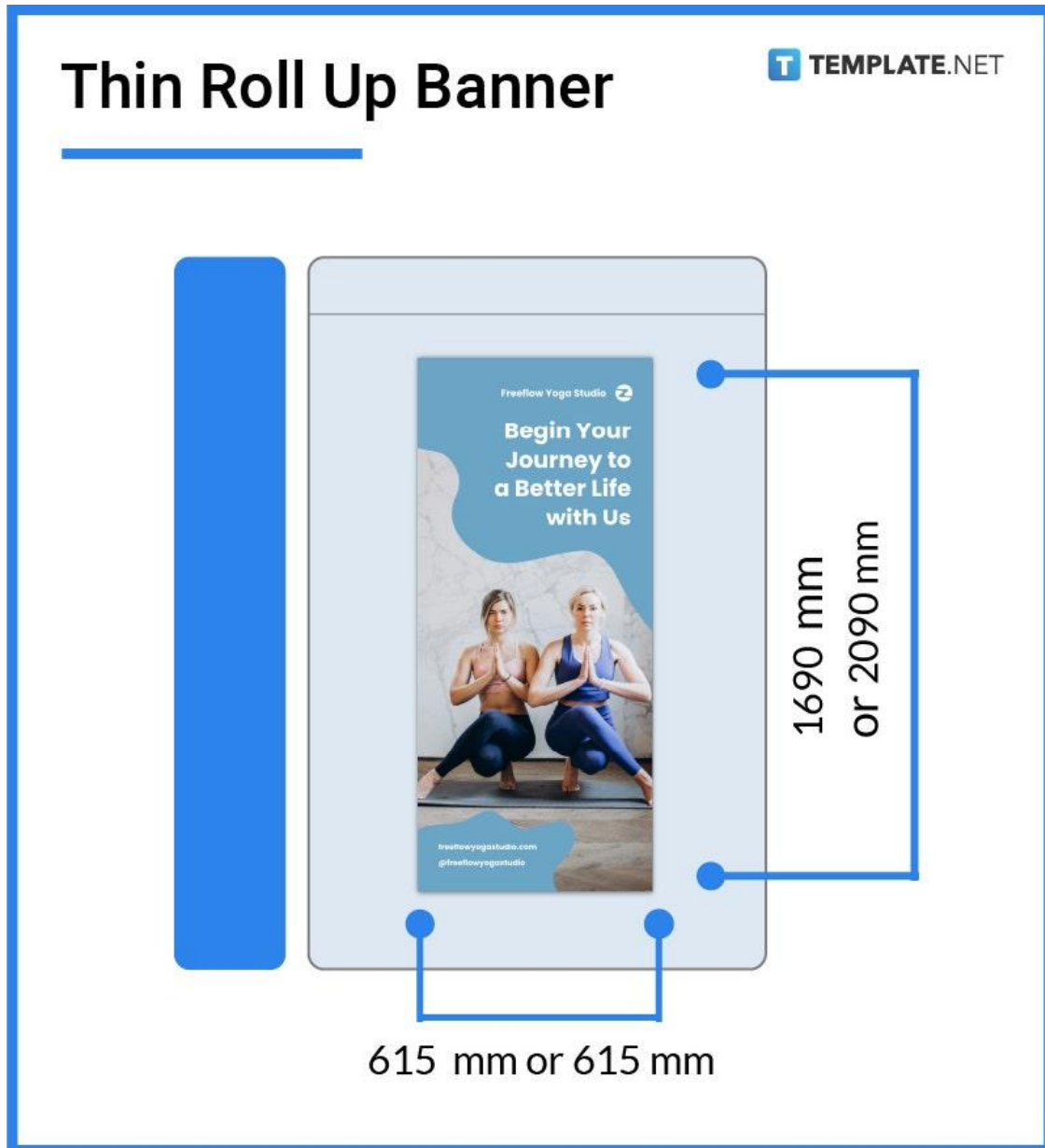
Desktop or Tabletop Roll Up Banner

Desktop roll up banners are smaller than the standard size and are typically displayed on table tops and counters. They come in various sizes such as A3, A4, and 332 × 440 mm.



Thin Roll Up Banner

Slightly narrower than the average roll up banner, a thin banner is normally 615 × 1690 mm or 615 × 2090 mm in size, depending on individual preferences.



Standard Roll Up Banner

The most common size for a roll up or retractable banner is 800 × 2010 mm. The width can be anywhere between 800 to 850 mm.



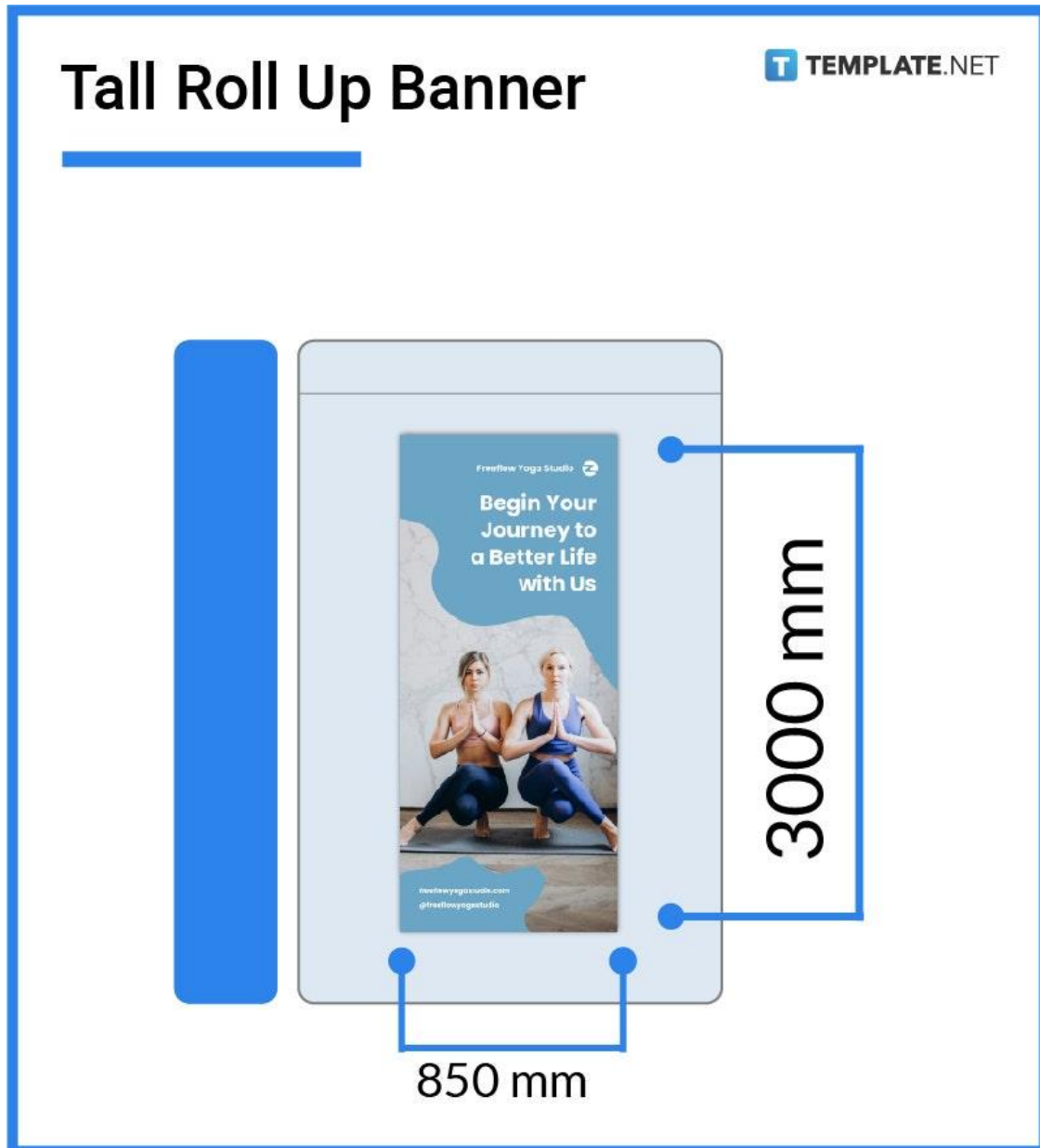
Wide Roll Up Banner

A larger version of a roll up banner can have dimensions ranging from 1000 to 3000 mm in width. But a safe size to go with is 2080 × 2160 mm. These types of roll up banners are perfect for press walls and photo backdrops.



Tall Roll Up Banner

The size of a tall pull up banner is typically 850 × 3000 mm. This type of roll up banner is ideal if you have extensive floor space.



Roll Up Banner Sizes for Email

If you're sending a roll up banner file via email, you need to make sure the resolution is clear and high enough. For standing or portrait roll up banners, a pixel size of 300 × 1050 should do.



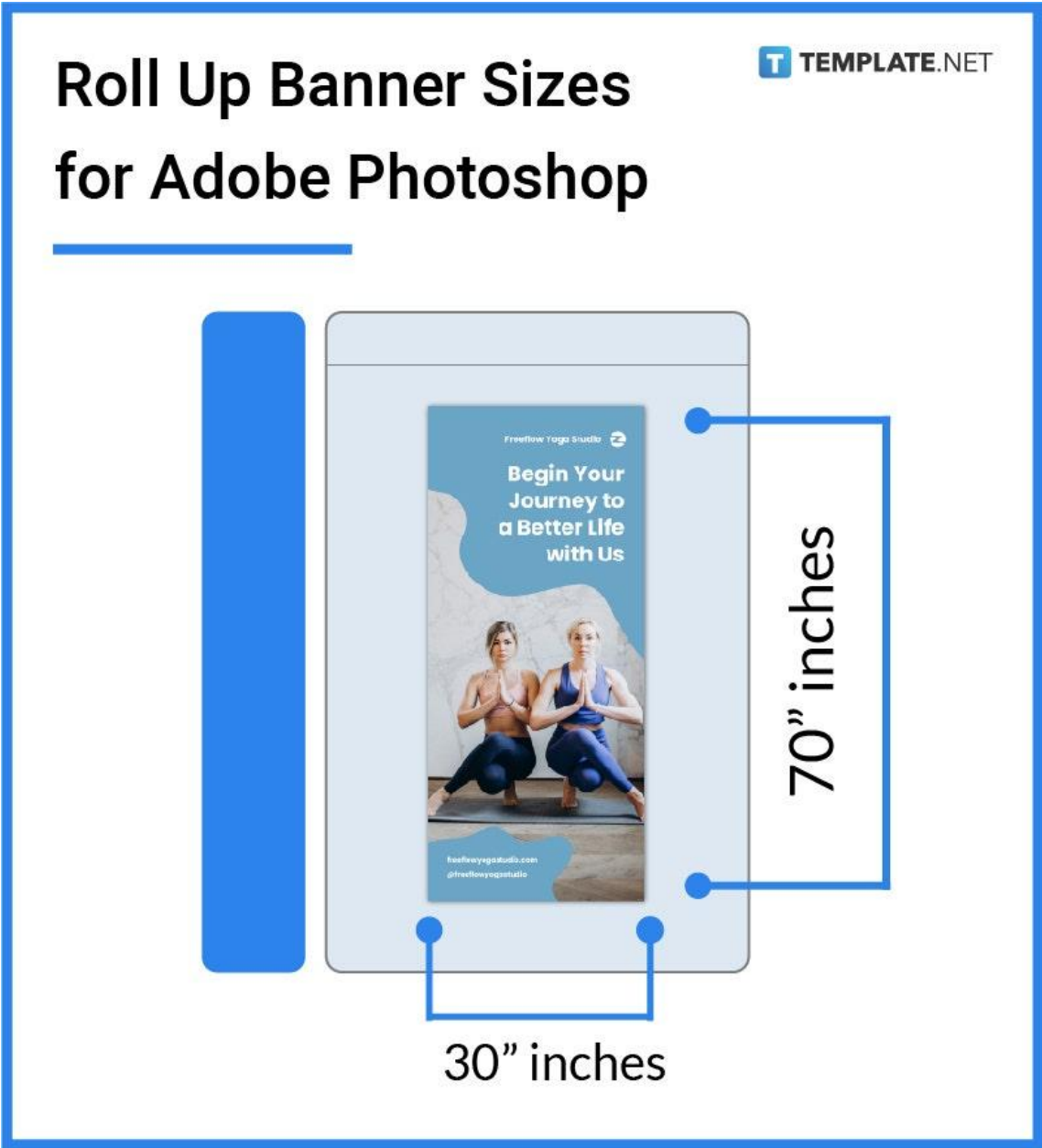
Roll Up Banner Sizes for Business

Roll up banners are perfect for advertising products and services. They can easily be set up at trade shows, exhibitions, and business conferences. Although event organizers may impose size restrictions, the standard roll up banner dimensions of 800 × 2000 mm is generally acceptable.



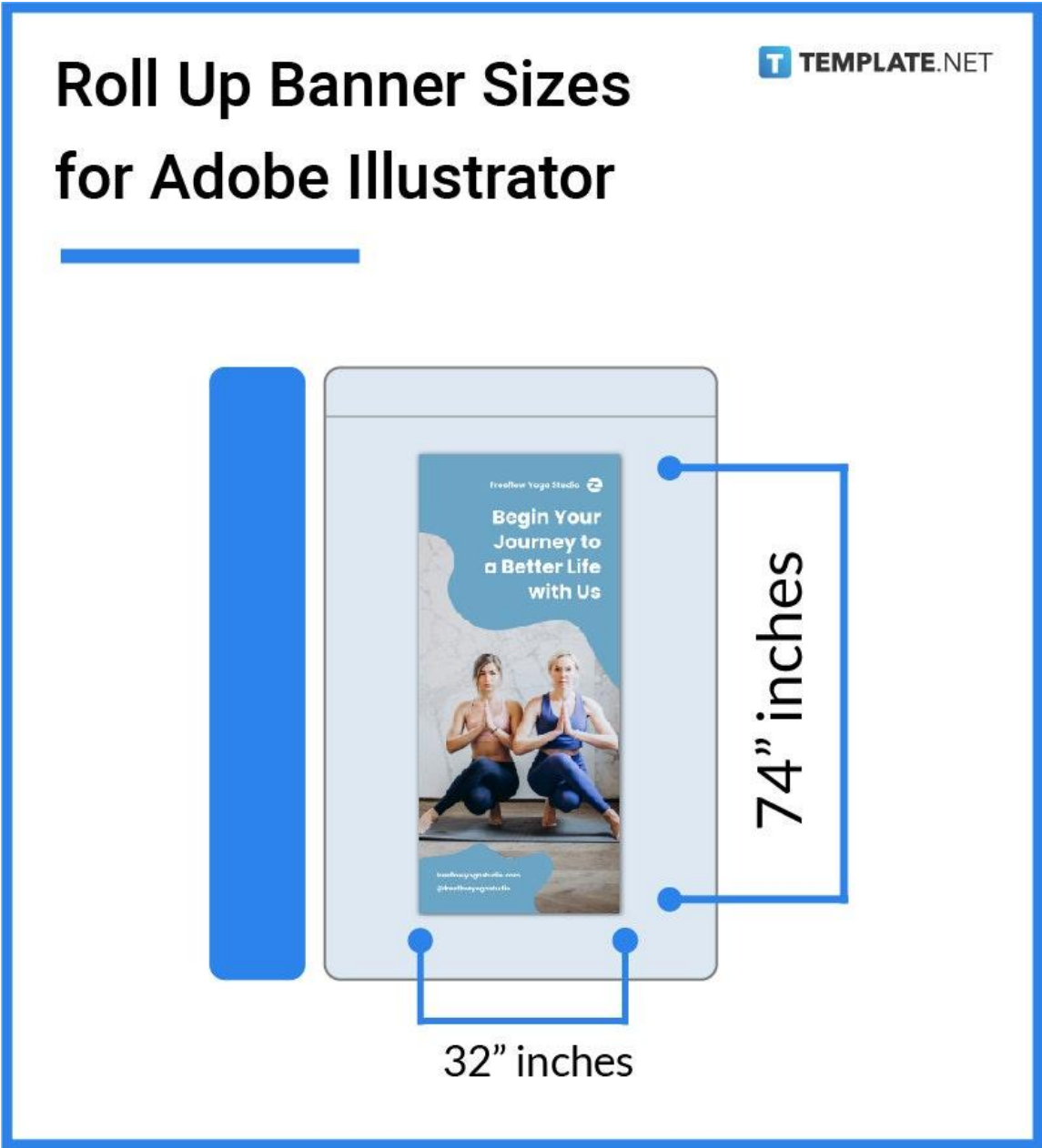
Roll Up Banner Sizes for Adobe Photoshop

When using Adobe Photoshop, you can set the initial dimensions to 30 × 70 inches. The standard is usually 300 PPI or pixels per inch. Of course, you are free to adjust these dimensions as you see fit.



Roll Up Banner Sizes for Adobe Illustrator

A standard corporate or business roll up banner in Adobe Illustrator tends to be 32 inches in width and 74 inches in height. This standard dimension makes it easy for printing; however, you are free to customize the settings accordingly.



FAQs

What is the dimension of a roll up banner?

A common roll up banner size is 800 mm (up to 850) in width and 2000 mm (up to 2090) in height.

What is the standard size of a roll up banner?

The standard size of a roll up banner is 800 × 2000 mm or 850 × 2000 mm.

How to change the size of a roll up banner?

If you're using applications such as Adobe Photoshop, you can easily adjust the dimensions of your roll up banner and change the unit of measurement (inches, cm, pixels) according to your preference.

What font size should be used for a roll up banner?

For standard pull up banners, the main heading or text should be 200 points or more then scale down the font size for the subheadings and other text.

What is the size of a roll up banner in inches?

The size of a standard roll up banner is normally 31.5 × 79 inches.

What is the best size for a roll up banner?

If floor space is limited, it is best to go with a standard size roll up banner because it's lightweight and more convenient to transport and store.

How to make a roll up banner in pixel size?

Ideally, images in a roll up banner should have a minimum of 300 pixels per inch since anything lower can result in poor quality graphics.

What is the stand size of a roll up banner?

The base or pole of a roll up banner is typically 34 × 3.5 × 3.5 inches.

How to print roll up banners in 30 × 70 size?

Many roll up banner templates are preset at 30 × 70 inches but you can then have it professionally printed to ensure the best quality and outcome.

What is a roll up banner size in Photoshop?

When creating a roll up banner in Adobe Photoshop, you can set the initial dimensions to 30 x 70 inches but this can still be adjusted depending on your needs.