

Recipe Card Sizes

Recipe cards are indispensable tools for culinary arts, depicting all the ingredients and preparation instructions creatively presented in a small yet invaluable reference guide. It comes in an array of sizes and some of the common ones are highlighted in the following sections.



Recipe Card Sizes Standard

Coming up with a good recipe card entails proper dimensioning of the width and height. Most of the recipe cards distributed in the market today are probably in one of these sizes:

3 × 5 inches

Recipe cards in 3 × 5 inches are considered to be old-fashioned but are still used on many occasions. Also, they are the best fit for old recipe boxes.

4 × 6 inches

Recipe cards that measure 4 × 6 inches are the standard style that most meal kit delivery providers meet and follow.

5 × 7 inches

A 5×7-inch recipe card is an oversized style but is excellent for those with a meal plan prescription from a doctor. It offers them more space to easily inscribe notes paramount to their recommended nutrition.

Recipe Card Sizes for Digital – Social Media

Facebook


While recipe cards can be flexibly presented on Facebook Ads, the company recommends 1200 × 630 pixels to ensure that the image and resolution are of the best quality possible. And if you would like your brand page shared along with an image of your recipe card, you should resize it to 1080 × 1080 pixels, which is a 1:1 ratio for the image to look nice not only on the mobile Facebook feed but also on the desktop.

Facebook Recipe Card Size

TEMPLATE.NET



Desktop

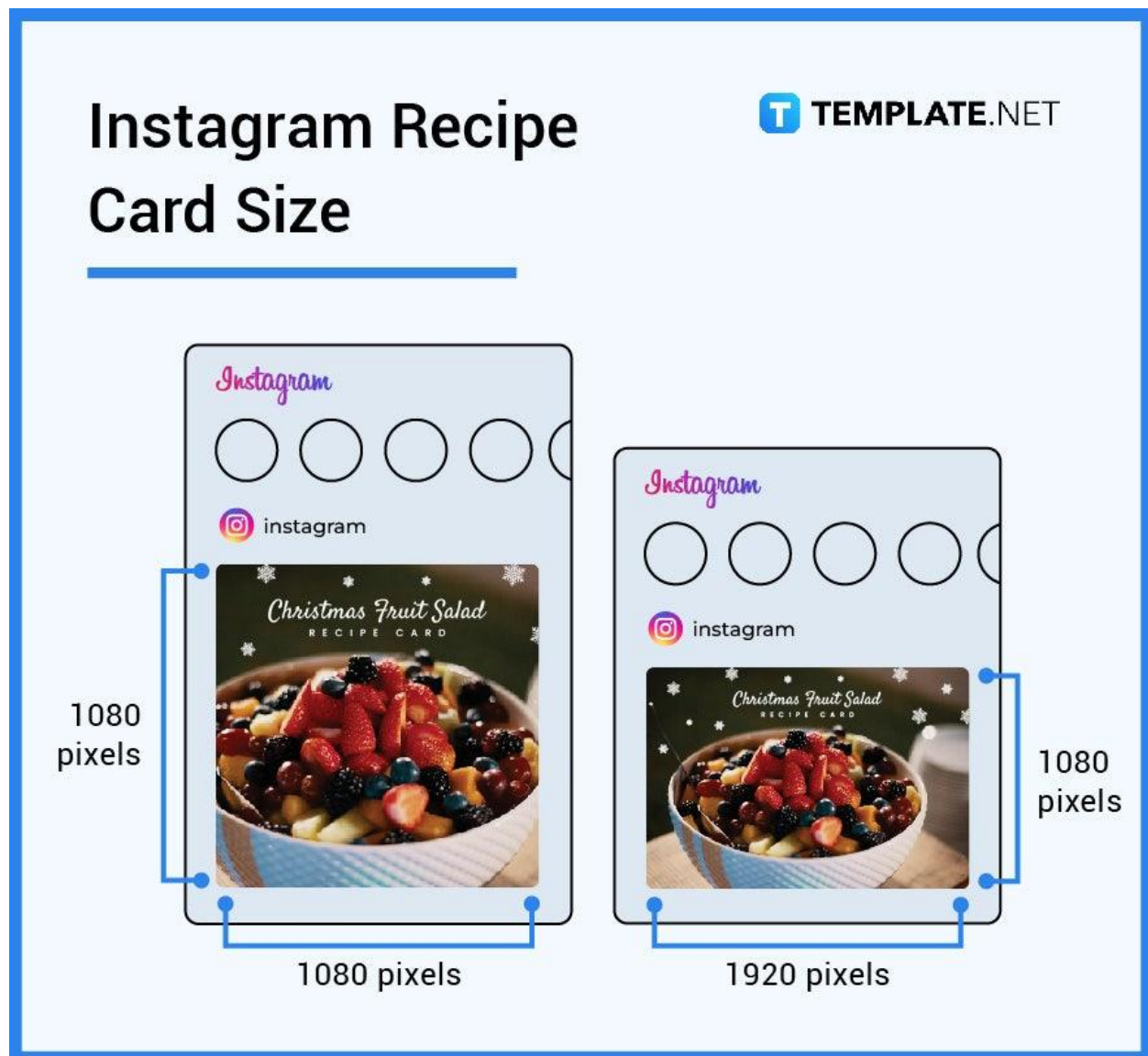


Mobile



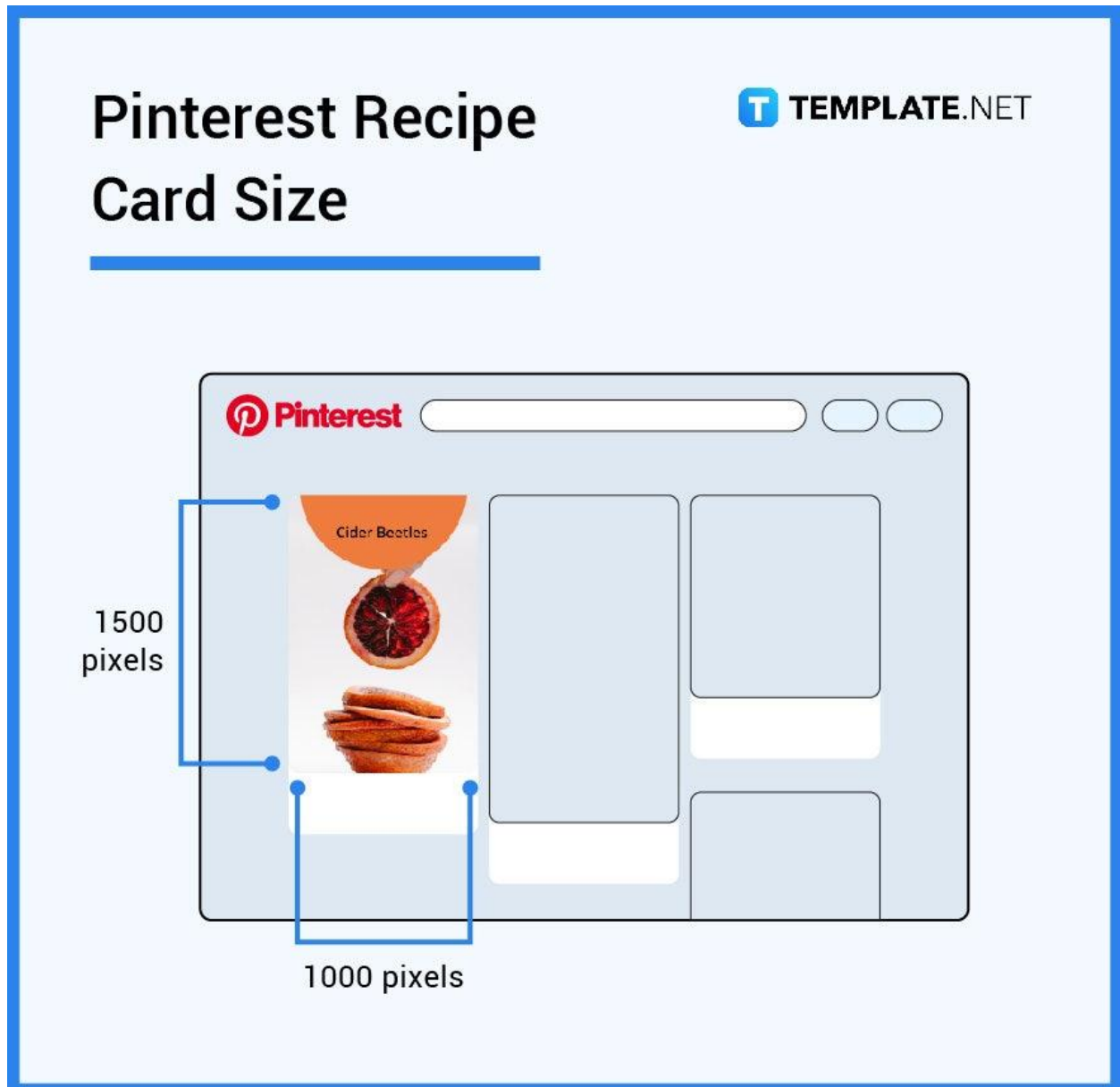
Instagram

Just like any other Instagram post shown in an average size of 1080 × 1080 pixels for a square photo and a 4:5 ratio for a rectangular one, recipe cards follow the same default size as this is the ideal way to display images on the platform. But if you want to share it in your Instagram story, the most recommended resolution is 1080 × 1920 pixels, which is in the aspect ratio of 9:16. This can be a great way in engaging more with your followers as it gives them full-screen content.



Pinterest

When trying to have your recipe card pinned on Pinterest, make sure that your card has a dimension of 1000 × 1500 pixels or an aspect ratio of 2:3 as this will get you a high-quality image in a vertical orientation. On the main page, your pin, which is your recipe card, will be displayed on a 236-pixel wide image which will be automatically scaled in height and appear as 660 pixels in width once expanded.



Twitter

A recommended size for a Twitter card is about 1200 × 637 pixels. This must give you a perfect tweet without having the image appear collapsed before your audience clicks on it for the full image to be expanded.



LinkedIn

With LinkedIn being the primary platform for businesses and professionals, you need to be sure that the recipe card you are about to share outshines everyone else's. And for you to have a pleasant-looking image on your business profile, you need to fashion it at 1200 × 1200 pixels.



Recipe Card Sizes for Print

Getting the recipe card printed is never a walk in the park. It might seem easy-peasy for some knowing that one click on the print button will no doubt get the image explicitly infixed. However, there are certain dimensions to follow for the recipe card to appear exactly as you envisioned it.

Old-Fashioned Recipe Card Size Orientation

Having the recipe fit in a small card such as a 3×5-inch card, you need to make sure that you have the right paper size which you can customize on the “Page Setup” dialog box found on the “Paper” tab, under “Page Layout” on the print menu. Once you have entered 3 × 5 or the custom size, click “OK”.

Typical Recipe Card Size Orientation

The same goes with a 4×6-inch recipe card, but for this to be kept nicely in a typical recipe box, you may print it on a heavy card stock paper such as an index card. You may get this laminated later to preserve its quality the way you maintain the lusciousness of your favorite recipe.

Oversized Recipe Card Size Orientation

An oversized recipe card at 5 × 7 inches is printed in the way described above. But, before having it printed, it is best to verify the orientation and the necessary textual elements and graphics before loading a 5×7-inch paper into the printer.

Recipe Card Sizes for Print

TYPE OF RECIPE CARD	SIZE (in)
Old-fashioned Recipe Card Size Orientation	3" × 5"
Typical Recipe Card Size Orientation	4" × 6"
Oversized Recipe Card Size Orientation	5" × 7"

Recipe Card Sizes for Email

Marketing a new fitness meal plan involves not just a proper pitch but also a fresh-looking recipe card filled with highly nutritious ingredients that gets a gym junkie to jump at a chance upon laying eyes on it. Hence, you need to properly present it with the right design and dimensions, which can be around 4 1/8" x 6" or 5 1/2" x 8 1/2".

Recipe Card Sizes for Email

TEMPLETE.NET

Sender

Christmas Fruit Salad
RECIPE CARD

4 1/8 inches
or
5 1/2 inches

6 inches or 8 1/2 inches

Recipe Card Sizes for Business

Like a normal business card, a recipe card for business does not have to be too big to fit the wallet. A typical recipe card size for a business should measure 3.5" x 2.0", or even smaller at 3.0" x 1.0". Some people would love it in a square orientation, though, which is at 2.5" x 2.5".

Recipe Card Sizes for Business

TEMPLATE.NET

Typical Recipe Card



3.5" or 3.0"

2.0" or 1.0"

Square Orientation



2.5"

2.5"

Recipe Card Sizes for Adobe Photoshop

Creating a recipe card using Adobe Photoshop requires card dimensions akin to what has been specified above. Again, the most common sizes for a recipe card are 3 × 5 inches and 4 × 6 inches. You simply need to set the resolution to 300 pixels per inch but if you do not need this printed, you may lower the resolution to 72 pixels per inch, especially if you are only using or viewing this online.

Recipe Card Sizes for Adobe Photoshop

 **TEMPLATE.NET**



Recipe Card Sizes for Adobe Illustrator

In Adobe Illustrator, you can practically design your recipe card on A5 size or 5.7" × 8.3". However, if you think it is just too big, you can resize it to the standard 4 × 6 inches depending on what appeals to you most.

Recipe Card Sizes for Adobe Illustrator

T **TEMPLATE.NET**

The diagram illustrates a recipe card template within the Adobe Illustrator interface. The card is titled "Christmas Fruit Salad" and "RECIPE CARD". It features a photograph of a bowl of fruit salad. The dimensions of the card are shown as 8.3 inches or 6 inches wide and 5.7 inches or 4 inches high. The Adobe Illustrator logo (Ai) is visible in the top left corner of the workspace.

FAQs

What Size of Card Fits a Recipe Box?

A modern recipe box is fillable with a 4×6-inch standard recipe card while its older counterpart can perfectly accommodate the old-fashioned style recipe card at 3 × 5 inches.

How Do You Make a 4×6 Size Recipe Card in Word?

When creating a 4×6 size recipe card in Word, you need to create a new Word document, click on “Page Setup” on the “Page Layout” tab, select “Paper Size” in the first drop-down menu of “Page Setup”, select “4 x 6 inches”, and click “OK”.

What Size of Font is Good for Recipe Cards?

Ideally, the recipe card font size should be nowhere lower or higher than 10 to 13-point type for the text to be intelligible, even when handwritten.

How Do I Format to Print on a 4×6 Recipe Card?

Whether you want a printable copy of the newly curated recipe card or not, it is best to convert it into JPEG, PNG, or PDF file format.

How do I print on a 4×6 recipe card?

When printing a standard 4×6-inch recipe card, you need to go to “Page Setup”, select “Page Size”, choose “4 × 6 inches” from the drop-down box, go to the “Print” tab, change the layout to “Paper Handling”, select the scale that fits the paper size, change the destination paper size to 4×6 inches, and then print.

How to Change the Size of a Recipe Card?

When printing a recipe card, go to the “Page Setup” menu, click on the “Paper Size”, and then select the dimensions you would like it to be.

What are the Dimensions of a Recipe Card?

Recipe Cards are normally at 3"x5", 4"x6", and 5"x7" which can be similar to the sizes of greeting cards.

How do You Print Perfect Size Recipe Card Using Photoshop?

Set the project in the best possible resolution before printing, and for a 4 × 6-inch recipe card, render it at 300 pixels for each inch to get a great quality print.

What is the Size of a Recipe Card in cm?

A 3×5-inch recipe card when converted into centimeters is at 7.62 cm × 12.7 cm while the 4×6-inch recipe card is at 10.16 × 15.24 cm and the 5×7-inch is at 12.7 ×17.78 cm.

What Size Should be Recipe Index Card?

A recipe index card is at 4 x 6 inches.

What is the Size of a Recipe Card in Pixel?

For 3"x5", it should be at 900 × 1500 pixels while a 4×6-inch recipe card should be at 1200 × 1800 pixels and a 5"x7" at 1500 X 2100 pixels.