

Chart Sizes

Chart sizes involve a wide variety depending on your purpose for creating your chart, your audience, and the formality of your data presentation. Whether you are creating a flower chart, tap drill, conversion chart, wedding seating chart, or histogram, find the perfect size to go with your chart ideas and successfully deliver your points to your audience.



Chart Sizes Standard

US

Most printers in the US print documents in default on the paper size with the dimensions 8.5" by 11" or 216 mm by 279.5 mm. That said, the same thing applies when printing charts for distribution.

UK

With the UK adopting the international standards for the paper sizes, the sheet with the dimensions of 210 mm by 297 mm which equates to 8.3" by 11.7" is most common.

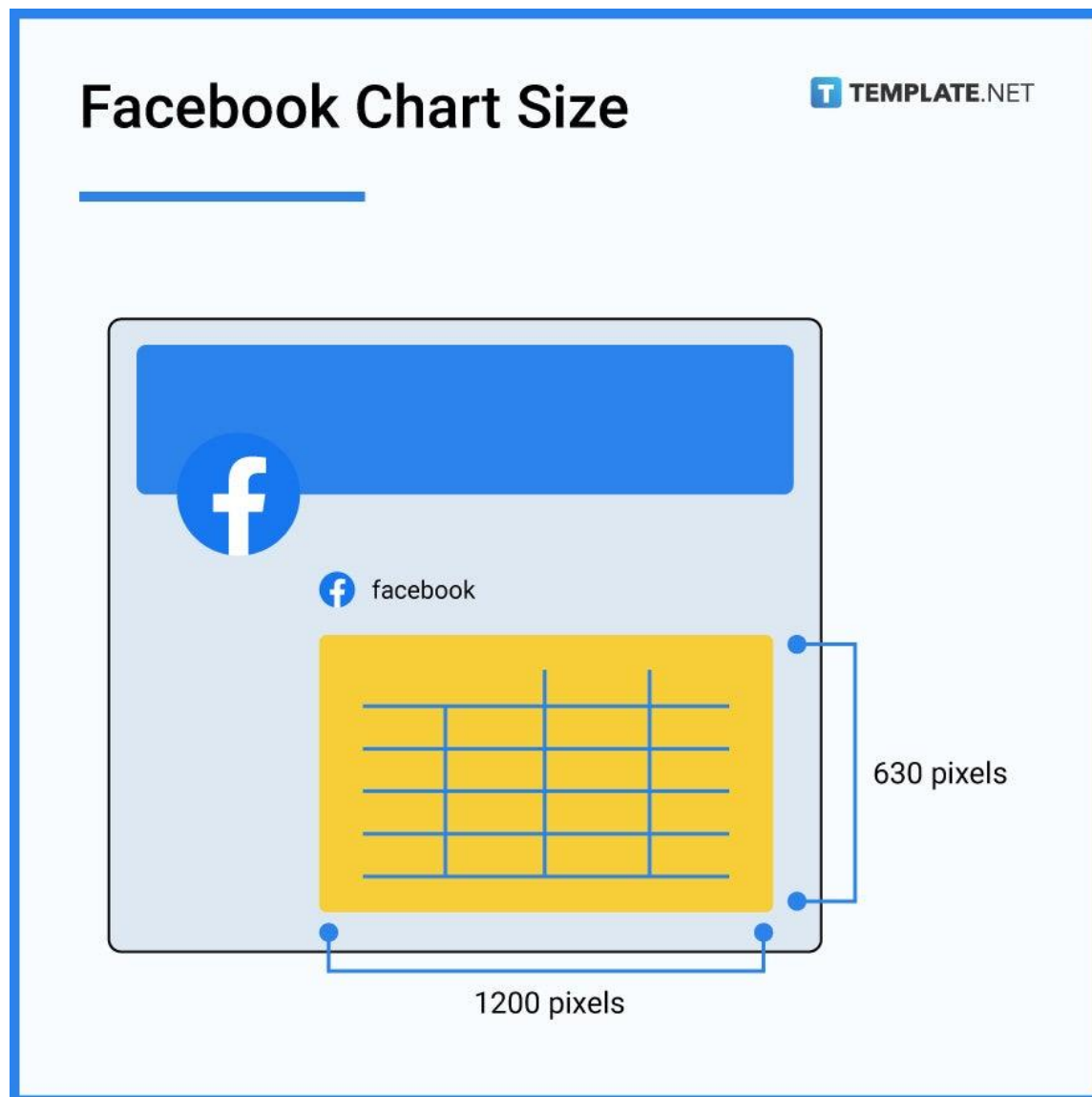
Legal Paper Size

With it measuring 8.5" by 14" or 215.9 mm by 355.6 mm, legal-size papers suit the needs of organizations and companies when fitting charts in a larger form with more content.

Chart Sizes for Digital – Social Media

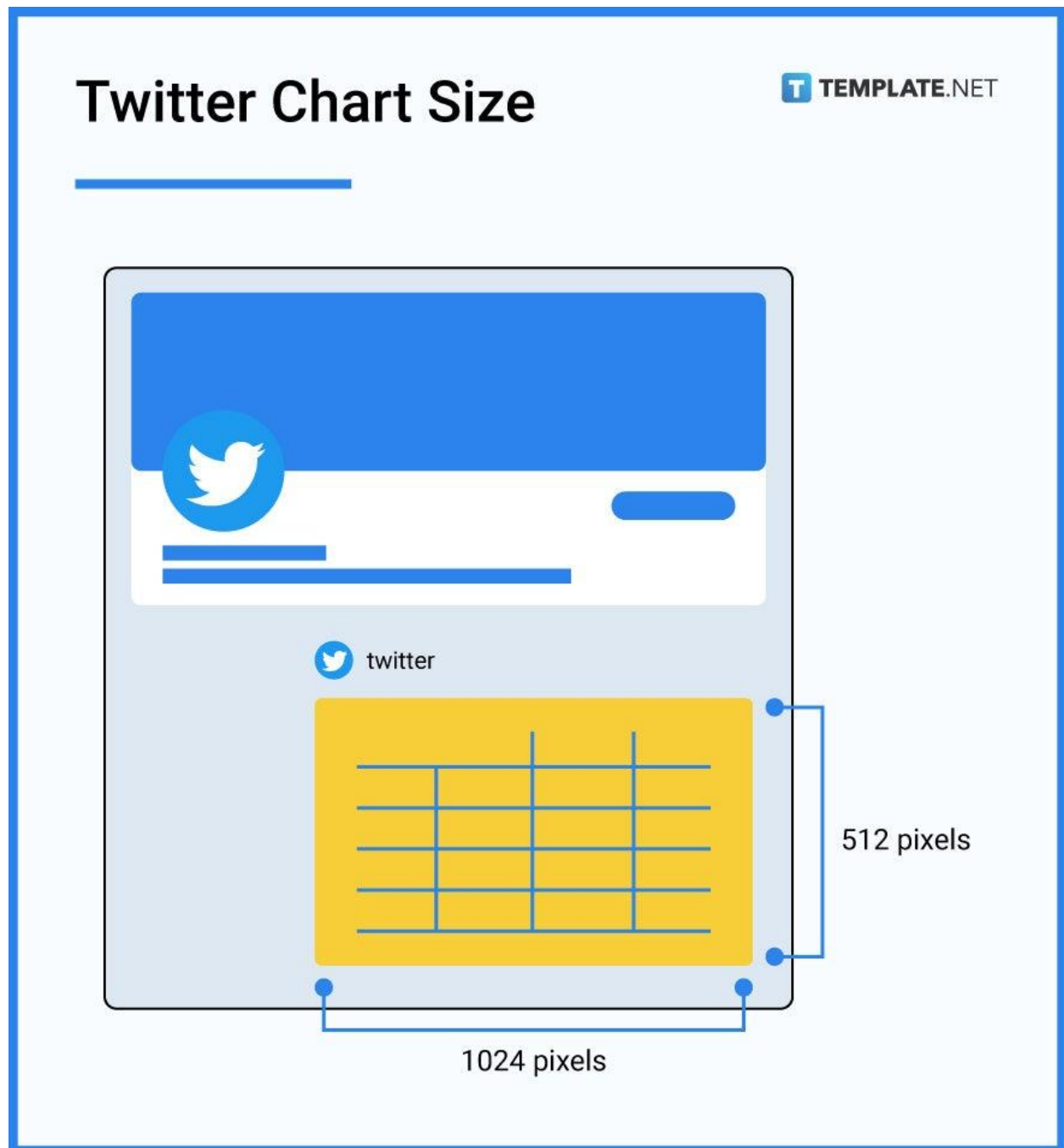
Facebook Chart Size

Following the optimal image size of 1200 by 630 pixels for posting charts on your Facebook page or account will ensure your chart remains high resolution for desktop and mobile device users.



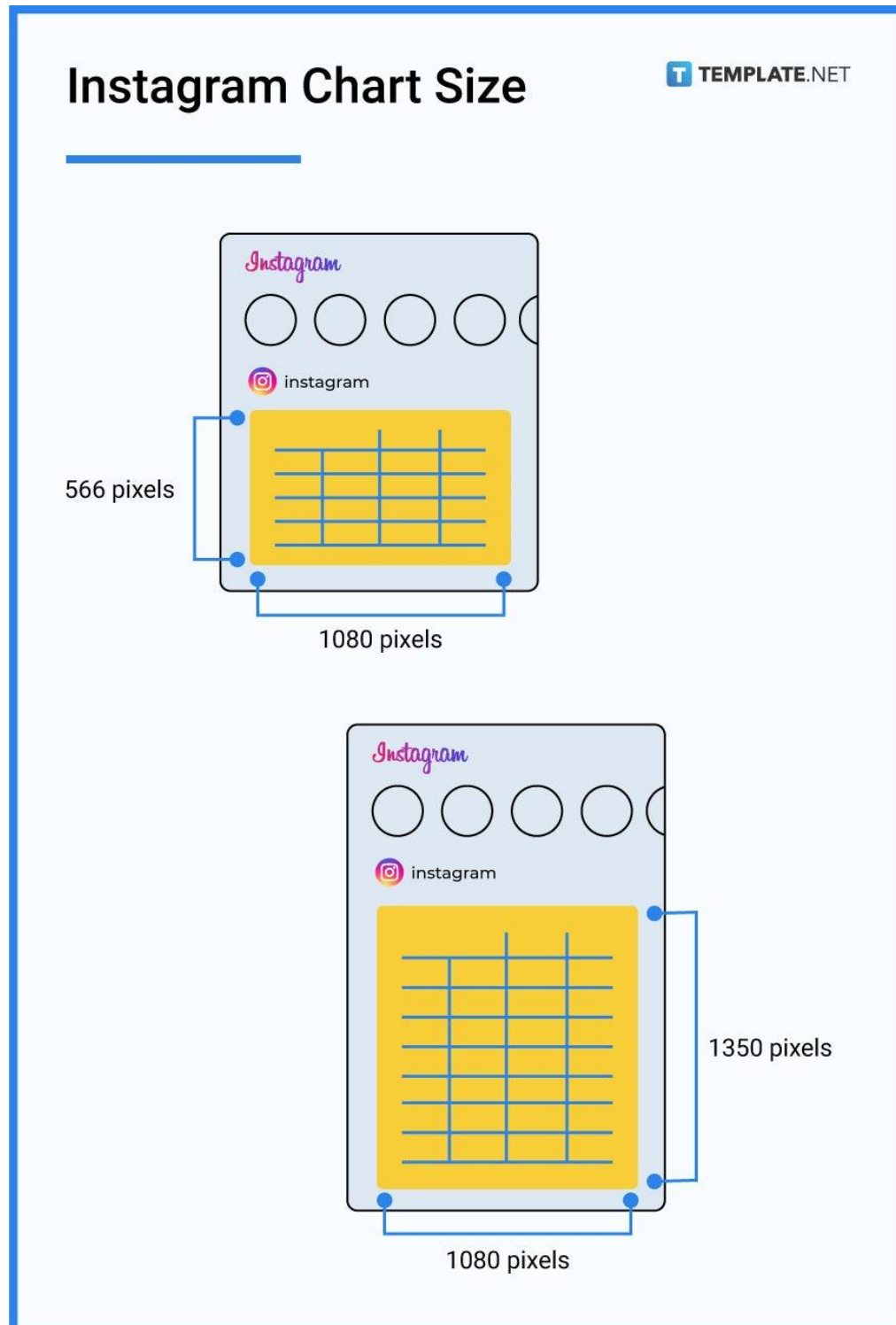
Twitter Chart Size

Ensure to convey the message you want to your audience to increase engagements by posting your charts following the dimensions 1024 by 512 pixels on your Twitter feed.



Instagram Chart Size

If your chart fits the landscape orientation, going by the measurement of 1080 by 566 pixels would be ideal. The resolution you should use for portrait images should be 1080 by 1350 pixels.



Google Classroom Chart Size

Google classrooms are platforms where students check for new lessons and assignments and interact with each other, a crucial part of digitizing the class learning experience for the youth in these current and upcoming years. That said, ensure to share high-quality images, including charts with an image resolution of 1200 by 900 pixels.

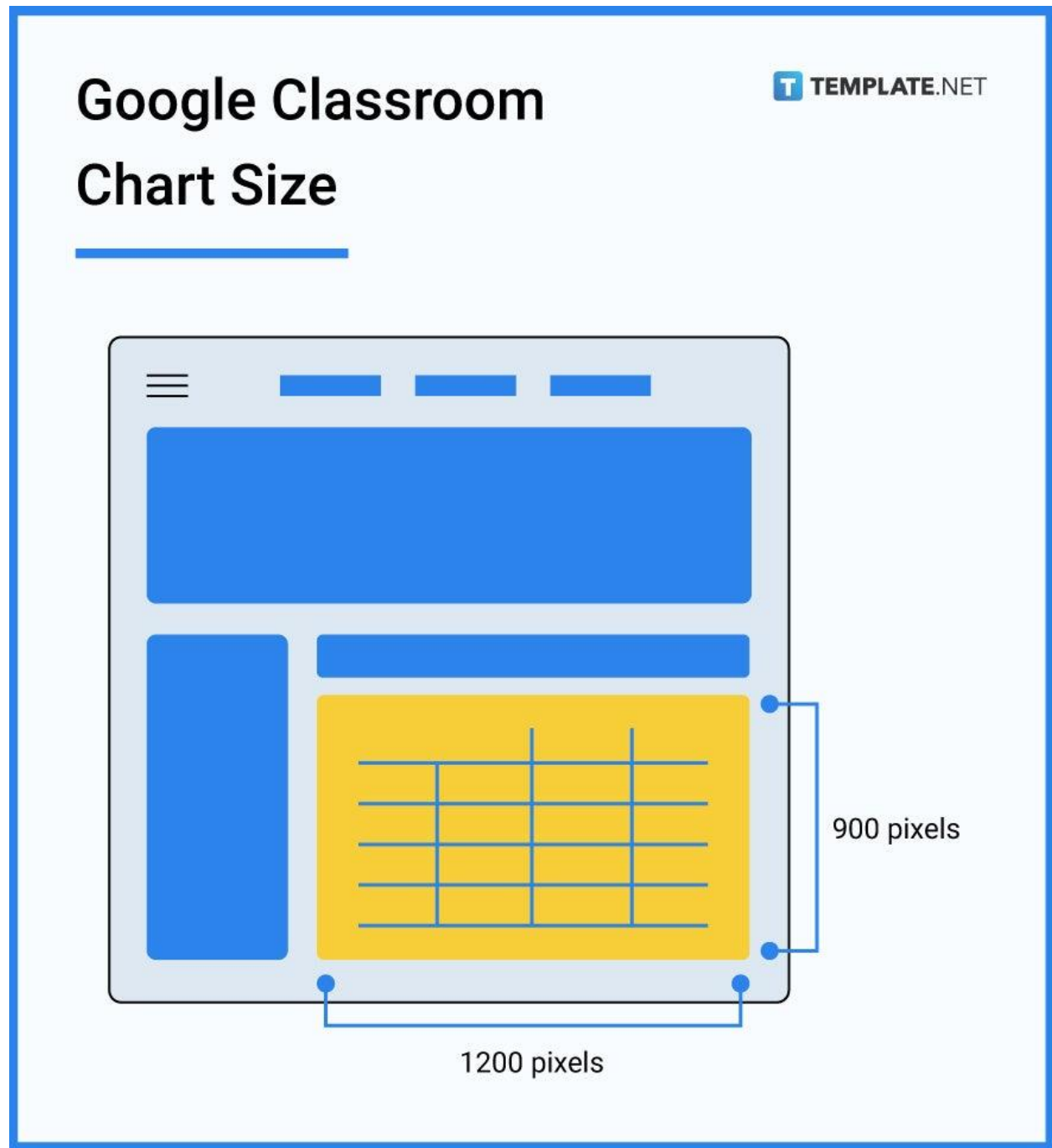


Chart Sizes for Print

Letter Size Charts: 8.5" by 11"

The US letter size papers measuring 216 mm by 279.5 mm are go-to sizes that you can utilize for customizing your charts and providing your targeted audience with a physical copy for better knowledge retention and absorption.

Legal Size Charts: 8.5" by 14"

Its measurements are 215.9 mm by 355.6 mm and are tall and more spacious than letter-size sheets. It belongs in the large paper format and is more effective when printing bigger charts.

Tabloid Size Charts: 11" by 17"

Having more room in your sheet is ideal when printing complex charts and data. In such cases, using tabloid-size papers that measure 280 mm by 430 mm is better.

A4 Size Charts: 8.3" by 11.7"

With most countries following the ISO A-Series, this paper size tops the rank for the most popular. That said, generating your data while considering the dimensions 210 mm by 297 mm is advisable.

A3 Size Charts: 11.7" by 16.5"

Do not stress over fitting large tables and essential diagrams on other paper sizes. Instead, use A3 size sheets measuring 297 mm by 420 mm.

A2 Size Charts: 16.5" by 23.4"

Two A3 papers make one A2 page measuring 420 mm by 594 mm. This paper size will help hook your audience to your chart when giving presentations.

A1 Size Charts: 23.4" by 33.1"

Being two times bigger than A2 sheets, it is an ideal size for flip charts, posters, and other advertising purposes. It measures 594 mm by 841 mm.

A0 Size Charts: 33.1” by 46.8”

Measuring 841 mm by 1189 mm, it is the largest in the A-Series standard size papers. Using this chart size helps the audience of your presentation or discussion see the details and labels of your chart with clarity even when they are located further from you.

Chart Sizes for Print			T	TEMPLATE.NET
CHART SIZES	SIZE (in)	SIZE (mm)		
Letter Size	8.5" x 11"	216 x 279.5 mm		
Legal Size	8.5" x 14"	215.9 x 355.6 mm		
Tabloid Size	11" x 17"	280 x 430 mm		
A4 Size	8.3" x 11.7"	210 x 297 mm		
A3 Size	11.7" x 16.5"	297 x 420 mm		
A2 Size	16.5" x 23.4"	420 x 594 mm		
A1 Size	23.4" x 33.1"	594 x 841 mm		
A0 Size	33.1" x 46.8"	841 x 1189 mm		

Chart Sizes for Email

Attaching images in your email with the dimensions 600 by 650 pixels is advisable to ensure you can optimize the experience of the receiver of the email for understanding and processing the context of the image. This image resolution is suitable to maintain the quality of your image across varying mobile devices.

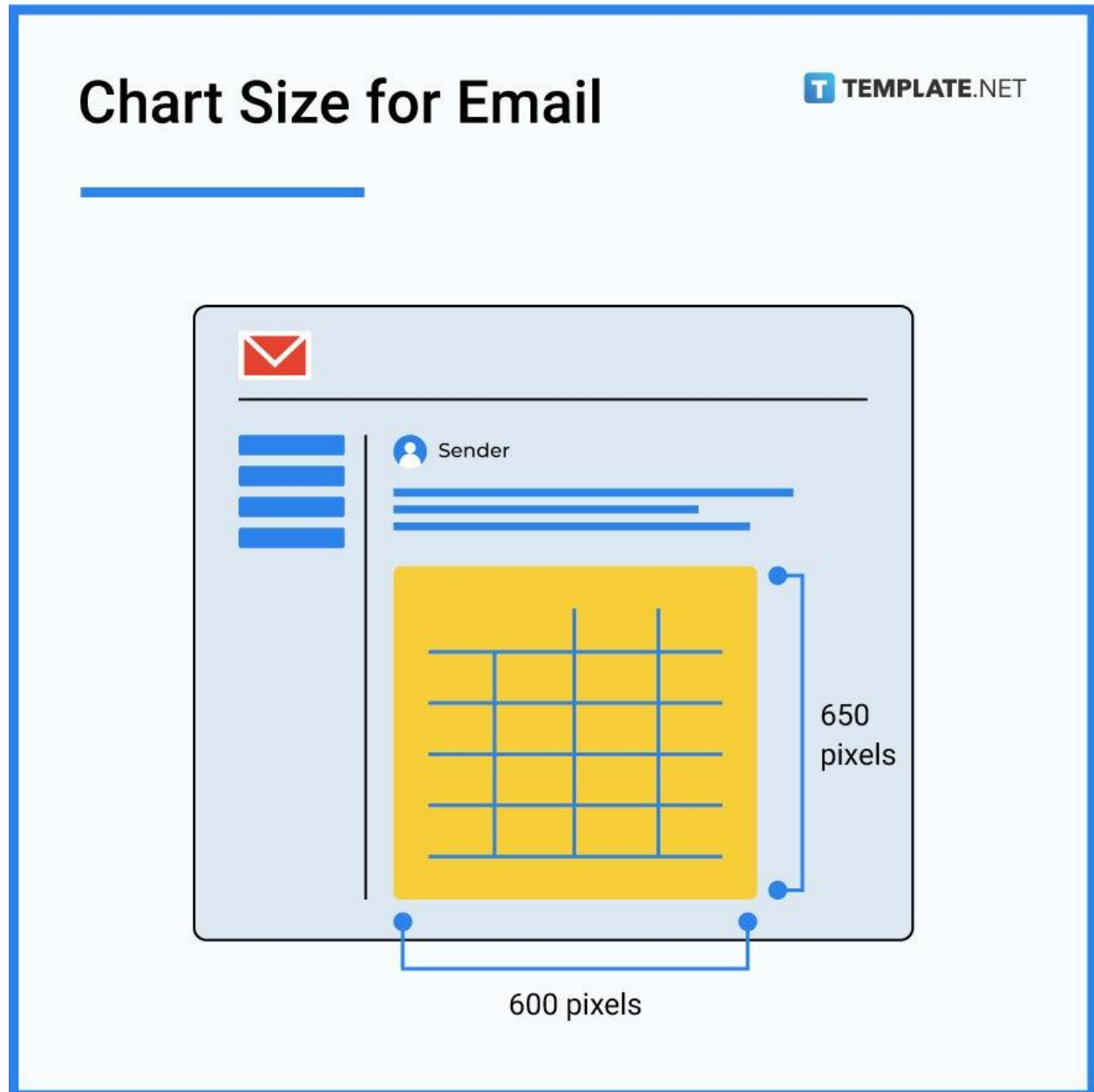


Chart Sizes for Business

Visualizing data analytics through charts has become essential in developing strategies and measuring the success of existing operations. Considering how charts are usually a part of formal documents, businesses often use legal-size sheets with the dimensions of 8.5" by 14" or 215.9 mm by 355.6 mm.

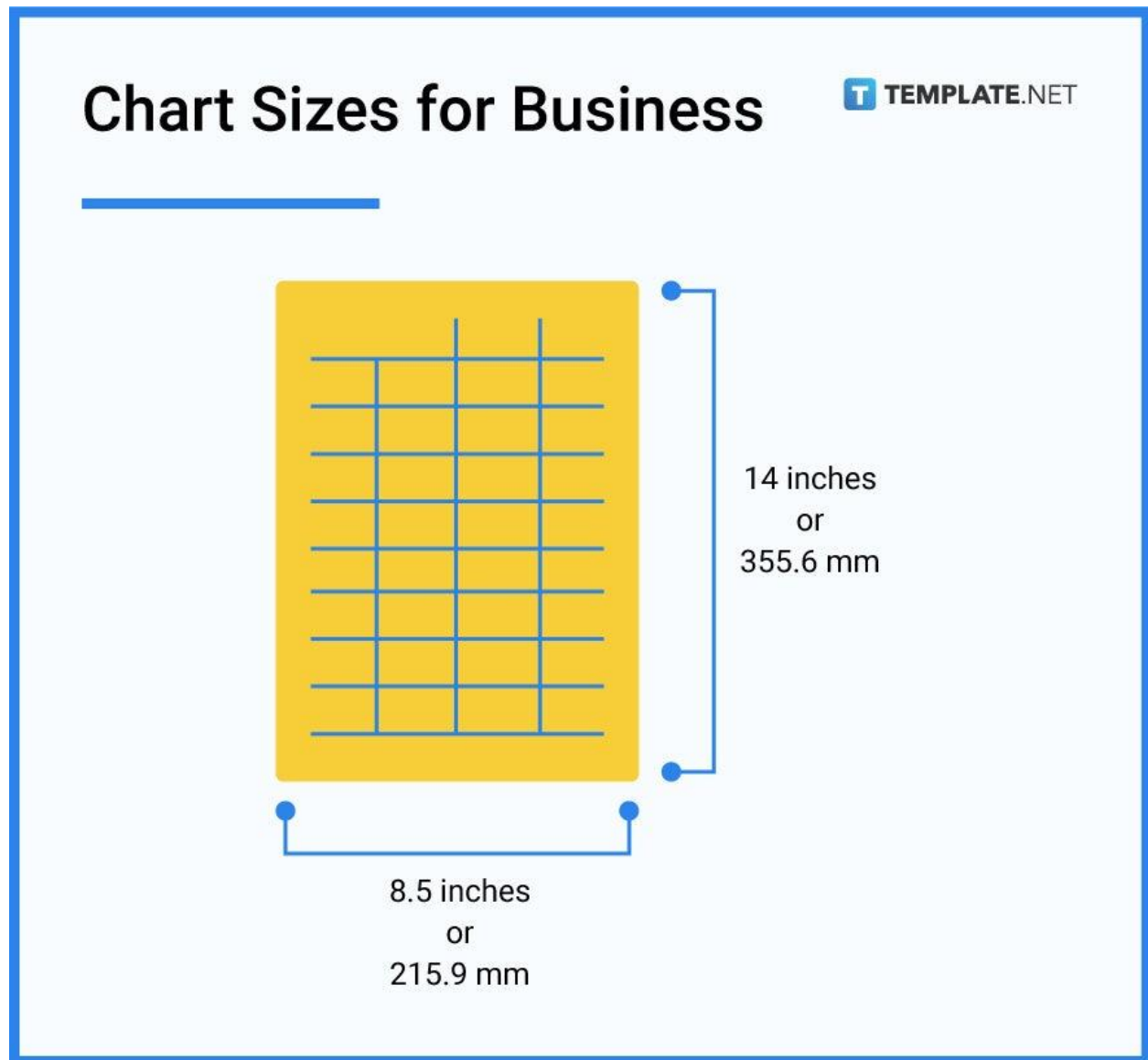


Chart Sizes for Adobe Photoshop

Adobe Photoshop offers custom templates you can edit and personalize to fit your chart-making needs. Also, for best results, you should set the width of your chart to 600 pixels and its height to 430 pixels.

Chart Sizes for Adobe Photoshop

T TEMPLATE.NET

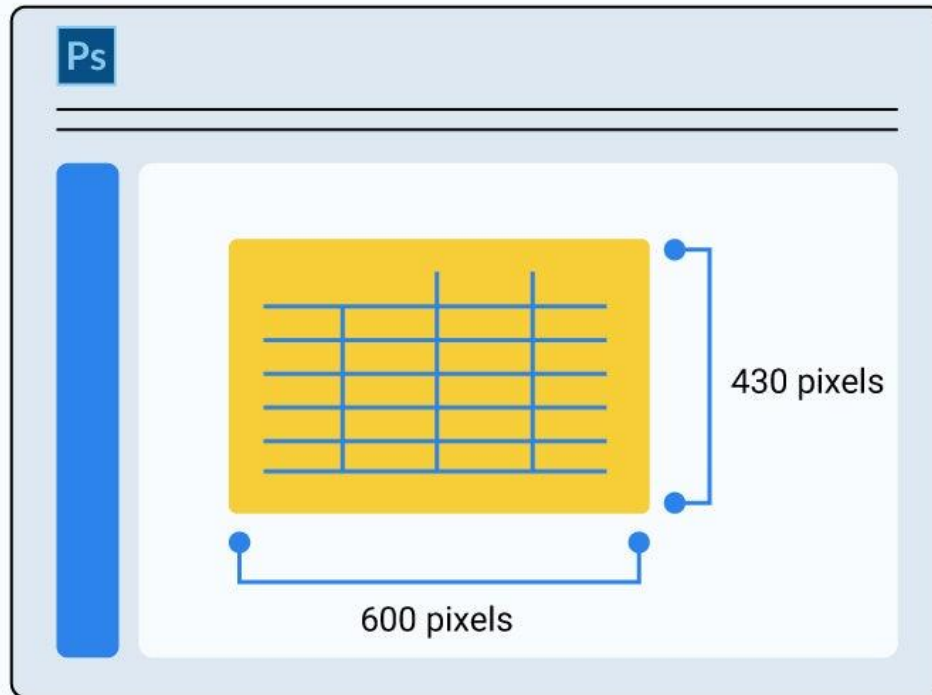
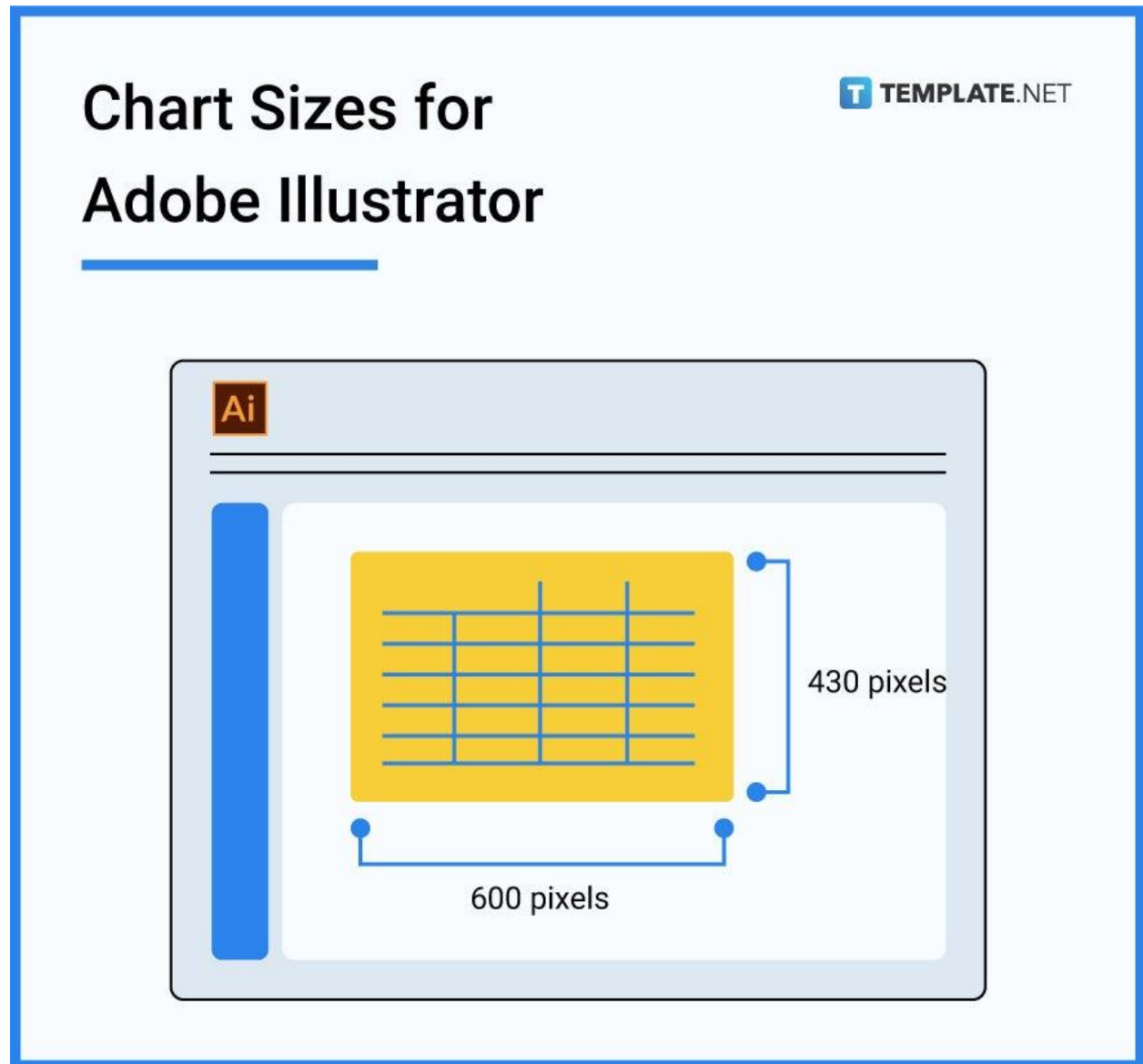


Chart Sizes for Adobe Illustrator

You can customize and set the dimensions of your graph according to your preferences. Although, using the dimensions 1920 by 1200 pixels will give you more room to get more creative and improve chart elements.



FAQs

How do I choose a chart size?

When choosing your chart size, you should consider your purpose, audience, and data presentation method.

What is the standard size for the charts?

The standard sizes for charts are 8.5" by 11", 8.3" by 11.7", and 8.5" by 14".

What is the size chart for clothes?

Clothing brands use size charts to provide details regarding waist, hip, bust, and height measurements, and represent their ideal range of body measurements for their size sets ranging from small, medium, large, extra large, to other plus size measurements.

Are size charts in inches or cm?

Size chart cards can incorporate varying units of measurements depending on the height and width of what a business sell, some use inch, foot, centimeter, diameter, and the list keeps on going.

What is dimension and measure in a chart?

Chart dimensions refer to the measurements of their height and width.

Why do we need a size chart?

Whether you are selling screws, Nike shoes, battery, cables, sports attire, fairy lights, curtains, or other objects, customers will demand to watch your size charts before they buy to make more informed decisions when they filter their options.

What is the size of A4 size chart paper?

The dimensions of an A4 chart size are 210 mm by 297 mm or 8.3" by 11.7".

What is the best chart pattern?

For most traders, the best chart pattern is head and shoulders.

What is the size chart for large?

It can vary when you consider multiple factors, but commonly for kids, the size chart for large is 19" by 25" and for adults 26" by 29.5".

Can I manually resize charts?

You can manually control the size of your charts by dragging the sizing handles to increase and decrease its size or go to the format tab to enter specific measurements you want.