

ID Card Sizes

ID card sizes vary depending on the issuing organization's guidelines, company or personal preferences, uses or purposes, and many others. So be sure to pick the right size that works for your ID card's details and purpose whether you opt for the standard size and many more.



ID Card Sizes Standard

CR80 – Measuring around 86mm × 54mm, this marks the standard or most widely used ID card size

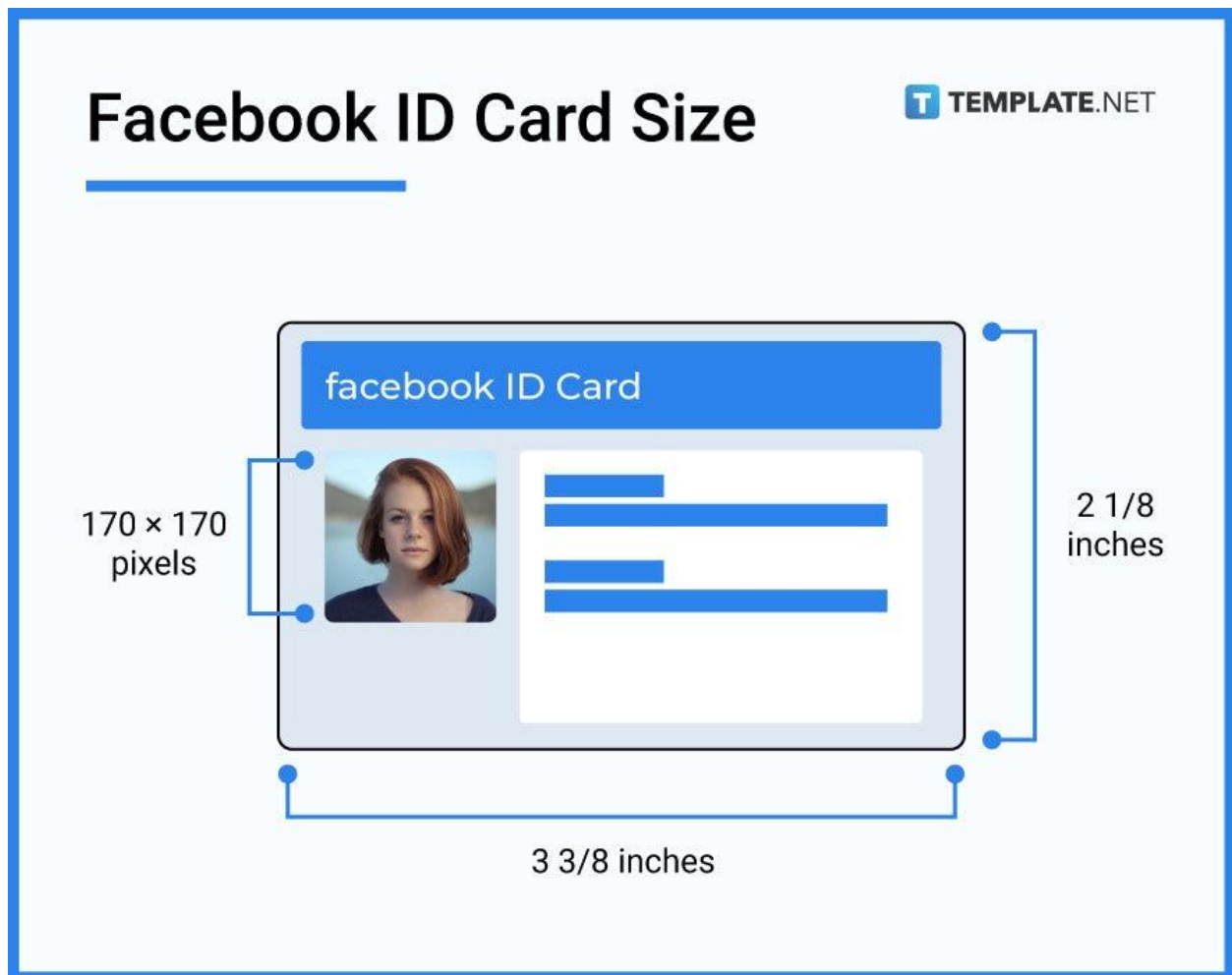
CR79 – A smaller alternative, around 84mm × 52mm, is used mainly for security or access control

CR100 – The biggest ID card in height or dimension is about 100mm × 70mm where you can input more information into a card

ID Card Sizes for Digital – Social Media

Facebook ID Card Size

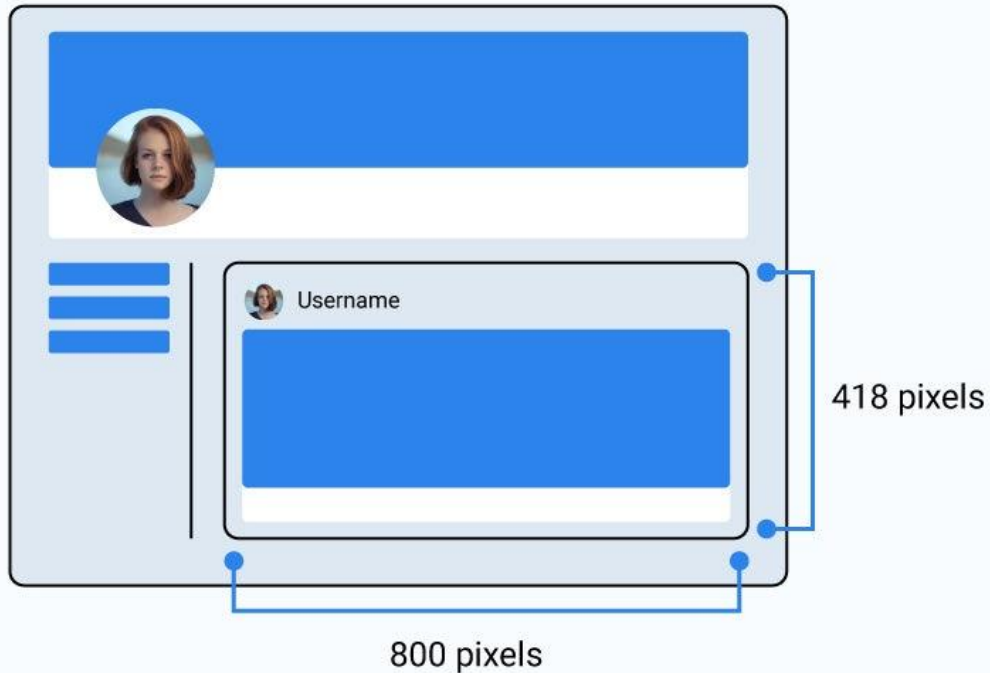
Facebook ID cards follow the standard size of $2 \frac{1}{8}'' \times 3 \frac{3}{8}''$ while the profile image size is around 170×170 pixels.



Twitter ID Card Size

Also following the big staple size is the Twitter ID card, but the image size is around 800px by 418px . That has a 1.91:1 ratio.

Twitter ID Card Size

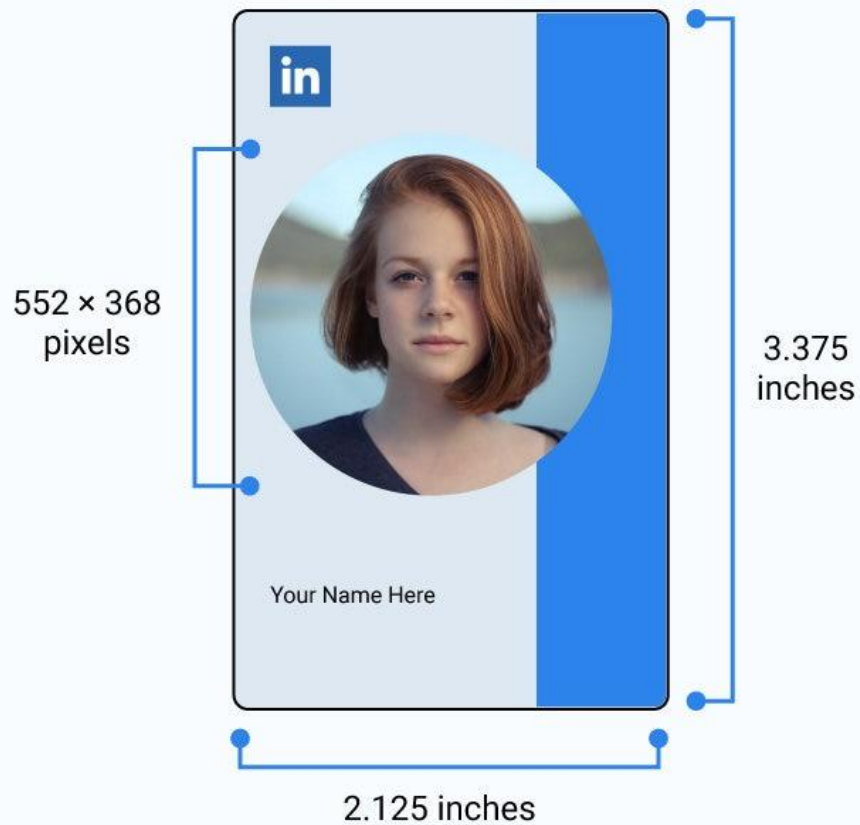


LinkedIn ID Card Size

You may use the standard ID card size in making a LinkedIn ID card. Be sure to mind the aspect ratio of your LinkedIn ID card's image between 3:1 and 2:3. Your ID card's image can follow the dimensions of 552 × 368 pixels.

LinkedIn ID Card Size

TEMPLATE.NET



ID Card Sizes for Print

CR80

The CR80 cards measure 3.375" × 2.125" or 86mm × 54mm. Since it is the standard ID card size for print, you can see that the card dimension is similar to that of a credit card. This size is also used for library cards, membership cards, and hotel key cards.

CR79

The CR79 ID cards are about 3.303" × 2.051" or 84mm × 52mm. These are known to be smaller so you can certainly laminate or add protection to them with an adhesive, cardholder, frame, rack, or anything that fits. Although not many card printers print the CR79 size, they are quite durable that they are often used as access control cards.

CR100

Measuring up to 3.88" × 2.63" or 100mm × 70mm is the CR100 ID card. CR100 cards are 42% bigger than the standard card size so you can expect the ID card's high visibility even at a far distance. Simply use this military-sized ID card size where information should be easily seen for concerts and tradeshow.



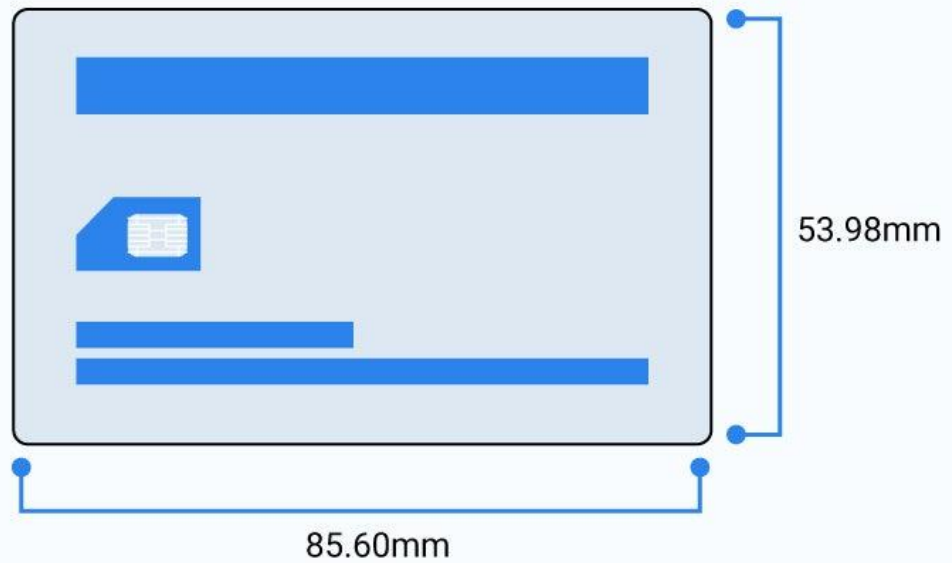
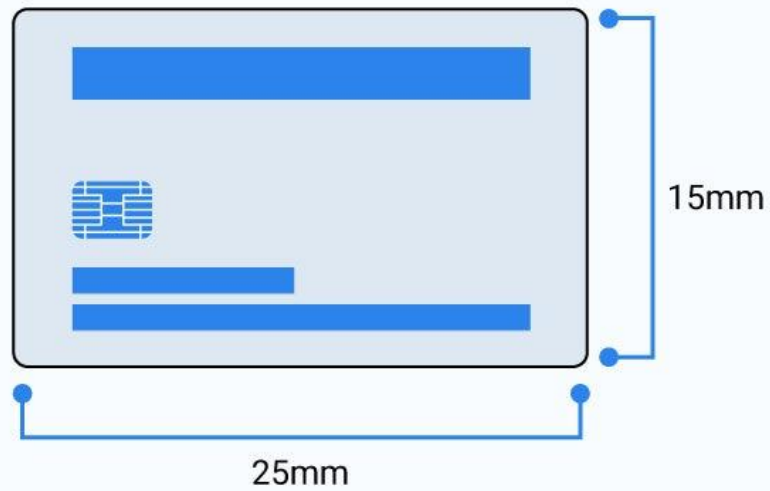
The image shows a table titled "ID Card Sizes for Print" with the Template.net logo in the top right corner. The table has three columns: "TYPE OF FLYER", "SIZE (in)", and "SIZE (mm)". It lists three types of ID cards: CR80, CR79, and CR100, along with their respective dimensions in inches and millimeters.

TYPE OF FLYER	SIZE (in)	SIZE (mm)
CR80	3.375" × 2.125"	86mm × 54mm
CR79	3.303" × 2.051"	84mm × 52mm
CR100	3.88" × 2.63"	100mm × 70mm

ID Card Sizes for Business

An identification card or identity document plays a great role in business. Whether you opt for a horizontal ID card, vertical ID card, plastic ID card, or thick-paper bleed ID card, there are different sizes available for business ID cards besides CR80. An example in millimeters is the 85.60mm × 53.98mm for banking ID cards and 25mm × 15mm for SIM cards.

ID Card Sizes for Business



ID Card Sizes for Email

ID card sizes for email give you some freedom whether you follow the standard size of $2\frac{1}{8}'' \times 3\frac{3}{8}''$ or A4 $8.3'' \times 11.7''$. Nonetheless, not following the standard or A4 size is allowed as long as you can fit it into the email and that the ID card is presentable enough.

ID Card Sizes for Email

TEEMPLATE.NET

The diagram illustrates an email interface with a light blue background. At the top left is a red envelope icon. Below it is a horizontal line. On the left side, there are four blue horizontal bars representing a sidebar. To the right of the sidebar is a profile section with a blue circle icon and the text "Sender". Below the sender information is a large rectangular placeholder for an ID card. The ID card has a blue vertical bar on the left, a circular profile picture of a woman, and two blue horizontal bars at the bottom. Dimension lines indicate the size of the ID card: the width is labeled "2 1/8'' up to 8.3''" and the height is labeled "3 3/8'' up to 11.7''".

ID Card Sizes for Adobe Photoshop

Like Word, Adobe Photoshop also lets you try out different ID card sizes, as long as your printer can accommodate your preferred size. If you plan to create an ID card similar to a credit card or driver's license size, the key is to create an ID card around 3.375" wide and 2.125" high. Onscreen ID cards should have you set the RGB color to 72 pixels per inch. Meanwhile, printable ID cards should let you set the CMYK color to 300ppi.



ID Card Sizes for Adobe Illustrator

In case you use Adobe Illustrator to make ID cards such as visitor ID cards, employee ID cards, company ID cards, real estate ID cards, medical ID cards, IT and software ID cards, security ID cards, and school ID cards, you can follow the staple dimension of about 2.13 × 3.39 inches. Same as before, make sure your card printer is capable of printing the size you like.



ID Card Sizes FAQs

What is the size of an ID card?

The standard design of an ID card measures 2 1/8" × 3 3/8".

Which size is good for ID card photo?

The ID card size photo would be smaller than the ID card itself such as 45mm × 35mm.

What is the paper size for ID card?

The normal paper size format for ID cards is around 3.375" × 2.125".

What is the perfect size of vertical ID card?

Almost every ID card maker sets a vertical ID card size of 54mm × 86mm.

What is the size of employee ID card?

ID card sizes depend on the company, so you may settle for the widely used CR80 size or any example for employment, college student, government office, the press, or any purpose.

What's the size of ID card in cm?

The ID card size in cm is around 6.7cm × 9.9cm.

What is the pixel size of an ID card?

In Template.net., CoreIDRAW, and most ID card creator sites, the ID card pixel size layout and resolution are usually 640 by 480 pixels.

Why ID card size is important?

ID card size is important because it is responsible for whether the identity data, pictures, font, and other details in an ID card would fit properly or be readable.

What is the best size for corporate company ID card design?

Corporate or business ID cards fit best with 3.5 × 2 inches and you decide whether to go landscape or portrait.

Which ID card size is right for you?

There are ID cards that are tiny enough to fit a small pouch or wallet while some are too big that it's hard not to notice them. Nonetheless, choose the size that fits your purpose whether you take a vote on it with your team, go for an online or printed ID card, insert a drawing, or even copy the design given by premade templates.