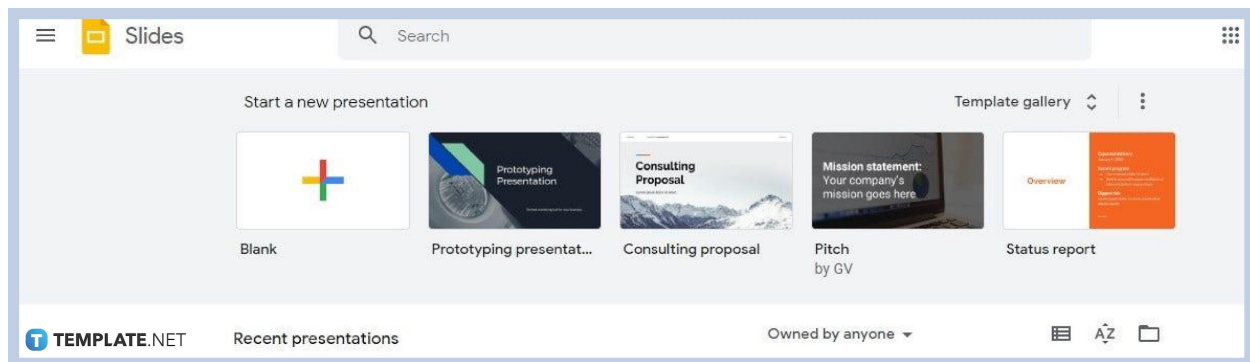


Google Slides is one of the best apps to create pitch decks. Start learning the basics today by reading our guide below.

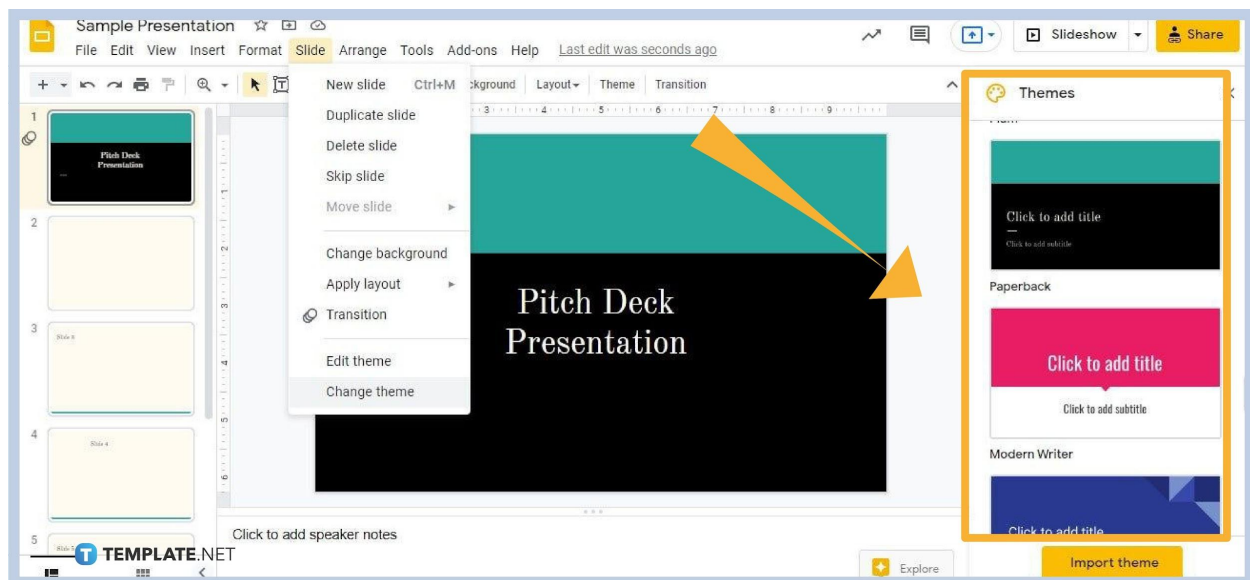
How to Make a Pitch Deck Presentation in Google Slides

- **Step 1: Start a Presentation in Google Slides**



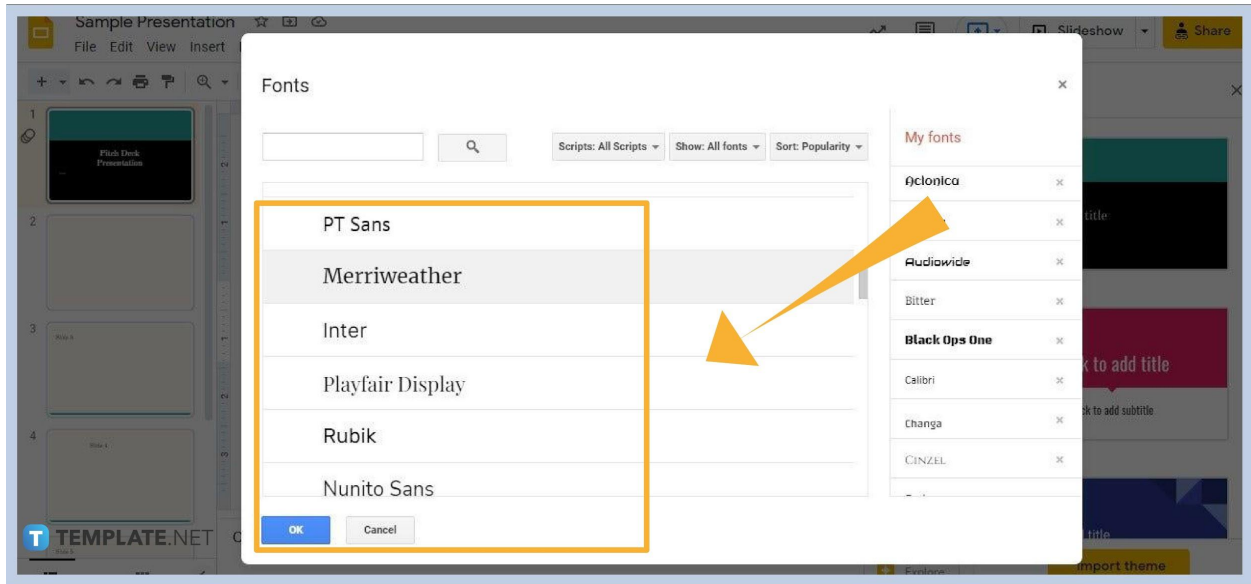
Head to docs.google.com/presentation to launch [Google Slides](#) and start a new presentation. You can also start with the use of [pitch deck templates](#) and [Google Slides templates](#).

- **Step 2: Choose the Right Theme**



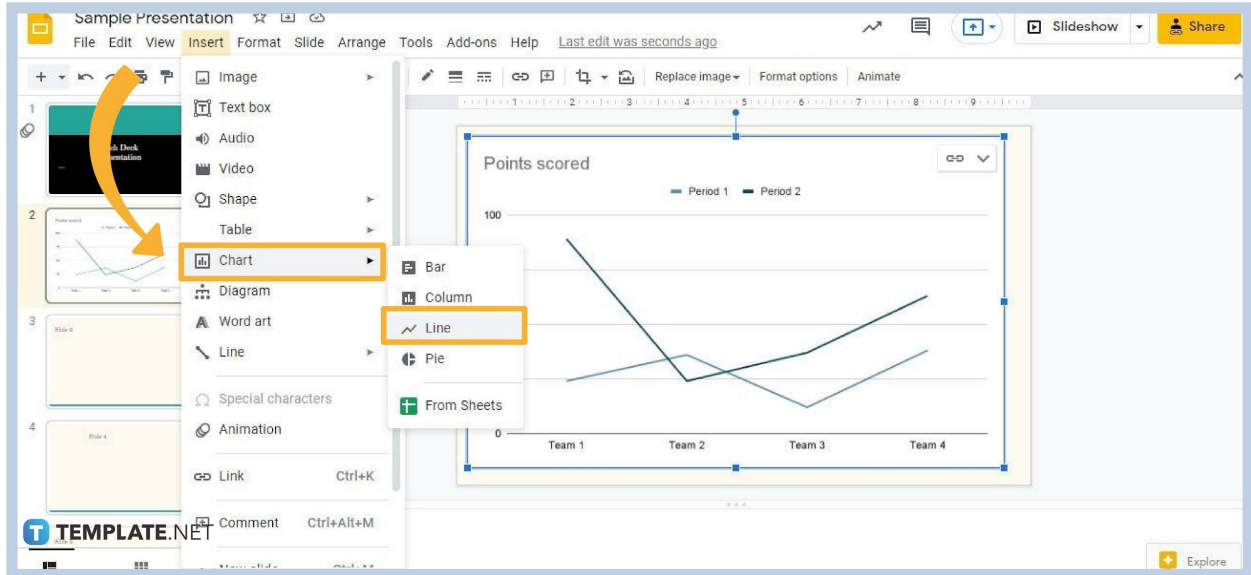
The right theme is essential in making an elevator pitch deck, investor pitch deck, or product pitch deck. Go to Slide on the menu bar and select Change Theme. Google Slides' Themes panel will appear on the right. In there, choose the best theme for your pitch deck. Click on your choice to [add a theme in Google Slides](#).

- **Step 3: Choose Readable Font Styles**



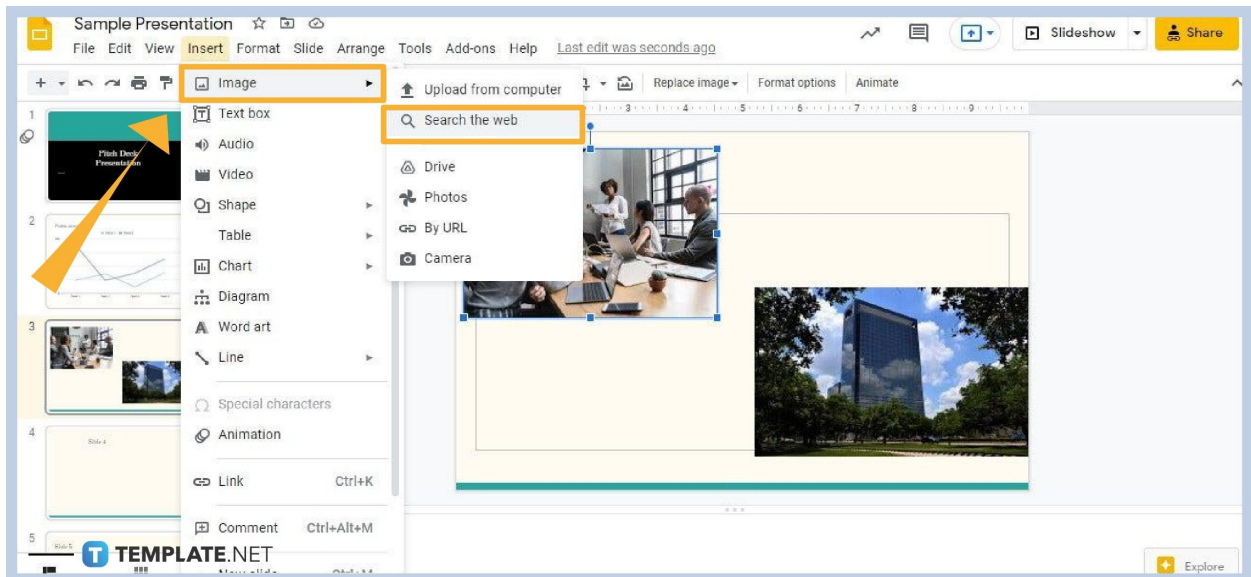
Make sure to [add fonts to Google Slides](#) that are readable, especially in your case of making a pitch deck. Open the Fonts menu on the toolbar and click More Fonts for a better view of the list of font styles in Google Slides.

- **Step 4: Use Charts**



In talking about numbers, deadlines, and timelines in your pitch deck, make sure to use charts to easily communicate them. To add [charts](#), open the Insert menu and select Chart. You can insert bar charts, column charts, line charts, and piecharts.

- **Step 5: Insert High-Quality Images**



[Insert high-quality images in Google Slides](#) that supplement your pitch deck's proposal. Again open the Insert menu and select Image. Choose whether you'll insert images by uploading from your computer, searching the web, getting from Google Drive, and more.

What are the types of pitch decks I can create in Google Slides?

You can practically create all types of pitch decks in Google Slides such as the following:

Elevator Pitch

Investor Pitch

New Product Pitch

[Startup Pitch](#)

Problem-Solution Pitch

Vision-Opportunity Pitch

Can I also create pitch decks in the Google Slides mobile app?

Yes, the [Google Slides mobile](#) app is also equipped with the tools you need to create pitch decks. That said, you can prepare your presentation with just your smartphone or tablet.

Can I convert my Google Slides pitch decks to PowerPoint?

Yes, you can [convert them to PowerPoint](#). Just open your pitch decks in Google Slides, go to File, head to Download, and choose [Microsoft PowerPoint](#).

Can I find free pitch deck templates for Google Slides?

Yes, you can find plenty of free pitch deck templates for Google Slides online.