


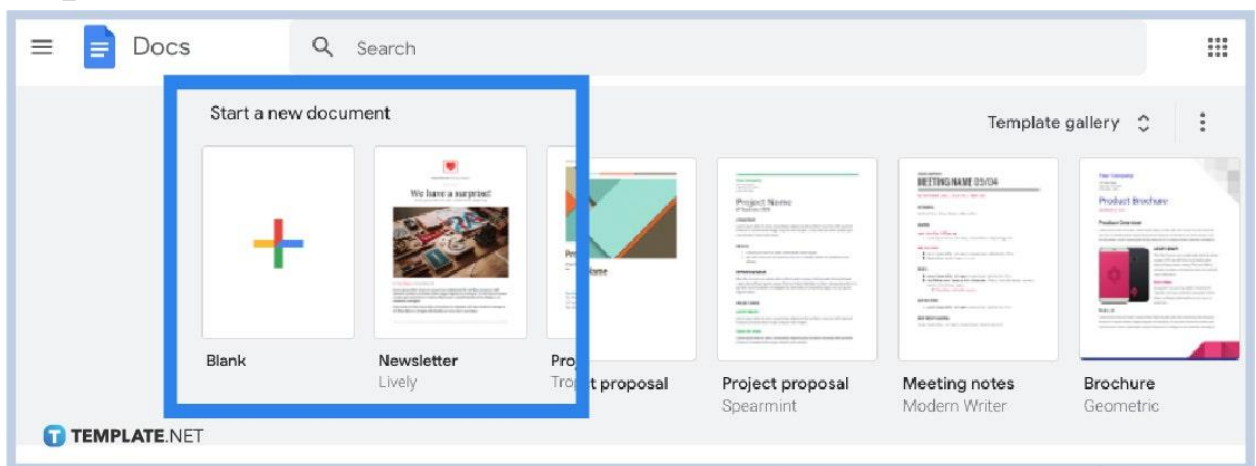
Do you wish to access Google Docs via mobile? That is certainly possible and you need only this tutorial to access there shortly.

- **Step 1: Install Google Docs App on the Apple Store for iPhone**



Besides the need to [create a Google Docs](#) on the browser, you can access them with your mobile devices such as Android and IOS. First things first, if you want to use Google Docs on your iPhone, head to the Apple Store first. Search for the official Google Docs app and download it for free.

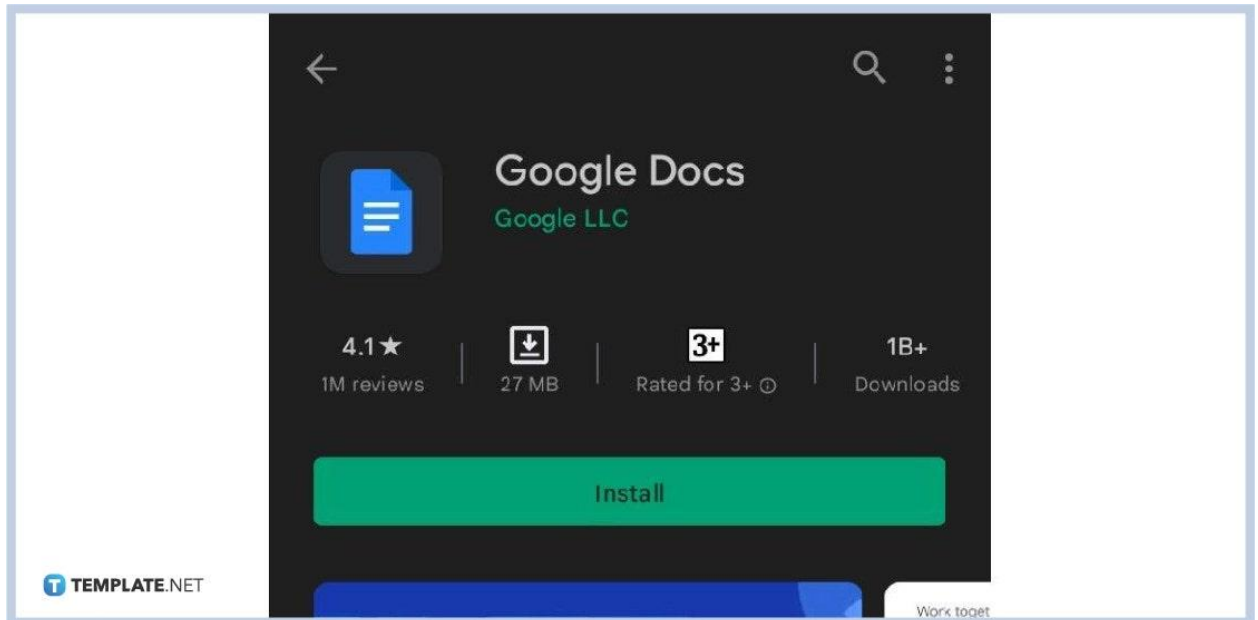
- **Step 2: Open the Google Docs App**  
Click the [Google Docs](#) app to start using it. Don't forget that it is really important for you to have a Google account in the first place or you will not be able to access the app. Sign up if you don't have an account yet and sign in if you already have.
- **Step 3: Get Started**



Time to explore Google Docs starting with creating a new [document](#). Just click on "+" to make a new document or you can use a free Google Docs template. Do not forget to customize your document such as adding the title, writing the heading,

working on other file formats, sharing your documents with others, and more editable features to try.

- **Step 4: Install Google Docs on Google Play for Android**



Android users can simply head to Google Play first and type Google Docs. Then, download the free official Google Docs app until it is installed.

- **Step 5: Go to the App and Explore Google Docs**

As previously discussed, open the Google Docs app and make sure you have a Google account already to access it. Then, you can begin to create documents, optimize work templates, turn on Google Docs offline, share your works with your colleagues, and so much more. You can also [use Google Docs dark mode in mobile and desktop](#). Work on your document now!

### **Why can't I open Google Docs on my phone?**

There are many possibilities as to why you can't open Google Docs using your mobile. It could be that you do not have permission to view that specific document. Maybe you are not signed in to your Google account, which is an absolute must to access Docs. Or perhaps, you installed the wrong app, or your Google Docs needs to be updated to the latest version.

### **Is Google Docs a mobile app?**

Google Docs is accessible for many versions from a mobile app on Android, a mobile app on iOS, a desktop app on Google Chrome, to a web-based application.

## **Why can't I edit Google Docs on my phone?**

Head to your phone's "Settings" and hit "Apps." Next, press "Manage apps" and then "Sheets app." Select Clear data next and choose both options. Sign back into your Google Docs and review if you can already edit your document.

## **Are Google Docs free?**

Yes, Google Docs is a dependable word processor that is free of charge.

## **What is the difference between Google Docs and Google Drive?**

Google Docs is a web-based application where you can make and customize different documents. Meanwhile, Google Drive is the file used for storage and synchronization purposes.