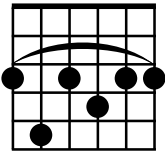
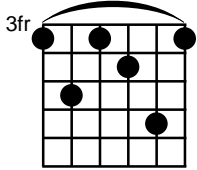
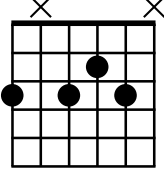
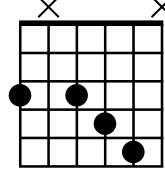
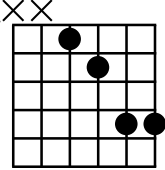
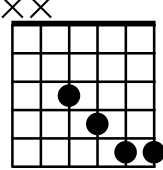
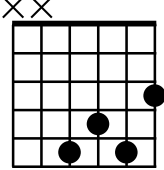
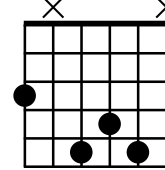


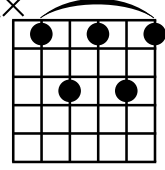
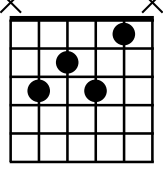
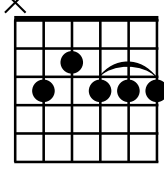
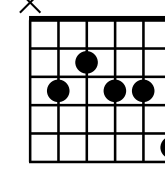
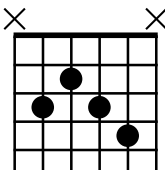
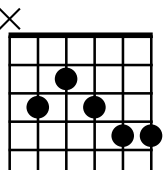
Blues Guitar Chord Chart

By Griff Hamlin
<http://bluesguitarunleashed.com>

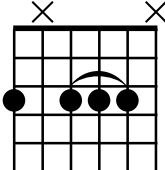
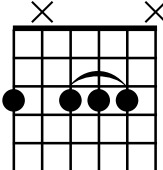
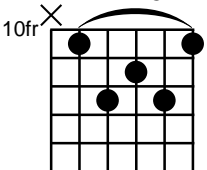
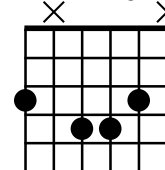
Root on 6th string - to make partials, just remove the bottom 2 strings (E and A). Partial versions tend to work best in a band situation, while the full versions work best when playing without a bass player.

<p>G⁷</p>  <p>1 3 1 2 1 1</p>	<p>G⁷</p>  <p>1 3 1 3 4 1</p>	<p>G⁹</p>  <p>2 3 1 4</p>	<p>G¹³</p>  <p>1 2 3 4</p>
<p>G^{7#9}</p>  <p>1 2 4 4</p>	<p>G¹³</p>  <p>1 2 3 4</p>	<p>G⁶</p>  <p>3 2 4 1</p>	<p>G⁶</p>  <p>1 3 2 4</p>

Root on the 5th string. For partials, remove the 5th string note.

<p>C⁷</p>  <p>1 3 1 4 1</p>	<p>C⁷</p>  <p>3 2 4 1</p>	<p>C⁹</p>  <p>2 1 3 3 3</p>	<p>C¹³</p>  <p>2 1 3 3 4</p>
<p>C^{7#9}</p>  <p>2 1 3 4</p>	<p>C^{7#9#5}</p>  <p>2 1 3 4 4</p>		

Other chord types. The root note is always the bass note on these.

<p>G^{min7}</p>  <p>2 3 3 3</p>	<p>G^{min7}</p>  <p>2 3 3 3</p>	<p>G^{maj7}</p>  <p>1 3 2 4 1</p>	<p>G^{maj7}</p>  <p>1 3 4 2</p>
---	---	--	---