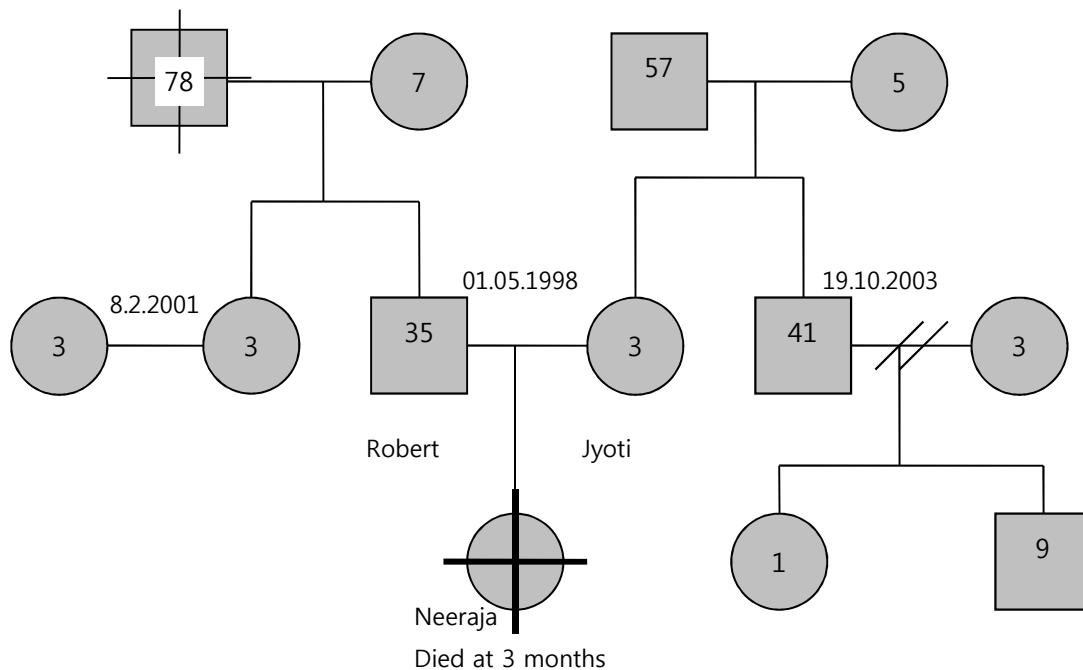


Drawing a Family Tree

Family tree symbols



Robert and Jyoti's Family Tree





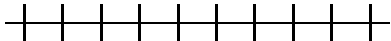


Drawing an Ecomap

An ecomap is used to represent in a picture format you, your immediate family and the connections that you all have with your community. These connections can be drawn in such a way as to indicate the quality of these connections and the energy that makes up these connections. Used in conjunction with a family tree, ecomaps contain a large amount of information about an individual's relationships and social networks on just two pages.

Ecomaps are drawn by placing the family household at the centre of the drawing and then enclosing this in a circle. The symbols identified previously on drawing family trees should be used to do this.

Individuals then identify the people with whom they have relationships outside of the household and this should include groups or organisations in the community that are of significance. These should be defined in a broad way so that individuals or groups not in the immediate geographical vicinity can be shown if they are significant.

Connections should then be made between individuals in the household and individuals, groups and organisations using the following lines.

	A strong connection
	A tenuous connection
	A stressful connection
	A flow of energy away from female in the household
	A flow of energy towards the female in the household