


DAKTRONICS BB-2155 PRODUCT SPECIFICATIONS



This single-sided LED basketball scoreboard displays period time to 99:59, HOME and GUEST scores to 199, PERIOD to nine, PLYR (player) number to 99, player FOUL to nine, team FOULS to 19, T.O.L. (time outs left) to nine and indicates possession and bonus. Electronic captions automatically change when volleyball and wrestling modes are selected. When period time is less than one minute, the scoreboard displays time to 1/10 of a second. Scoreboard shown with optional striping and UniView® digits.

DIMENSIONS	UNCRATED WEIGHT	POWER (120 VAC)
6'-0" H x 10'-0" W x 6" D (1.83 m, 3.05 m, 152 mm)	275 lb (125 kg)	350 Watts, 2.9 Amps

Notes:

- 1) Models with 240 VAC power at half the indicated amperage are also offered (International Use Only).
- 2) Optional 8x48 TNMCs add 100 Watts to scoreboard power and 15 lb (7 kg) to scoreboard weight.

DIGITS & INDICATORS

- Clock and score digits are 13" (330 mm) high. All other digits are 10" (254 mm) high. Bonus indicators are 4" (102 mm) high and possession arrows are 3" (76 mm) high.
- Clock, PERIOD, PLYR/FOUL and T.O.L. digits are amber. Electronic captions, Bonus indicators and optional TNMCs are amber. All other digits and indicators are red.
- Select PanaView® or UniView® LED digit technology (see [SL-04729](#)).

CAPTIONS

- HOME and GUEST captions, electronic captions and optional TNMCs are 6" (152 mm) high. PERIOD and T.O.L. captions are 4" (102 mm) high.
- Standard captions are vinyl, applied directly to the display face.

DISPLAY COLOR

Choose from 150+ colors (from Martin Senour® paint book) at no additional cost.

CONSTRUCTION

Durable, lightweight aluminum Tuff Sport® cabinet withstands high-velocity impact from air-filled sports balls without the need for protective screens.

PRODUCT SAFETY APPROVAL

ETL listed, tested to CSA standards and CE labeled for indoor use

OPERATING TEMPERATURES

- Display: -22 to 122° Fahrenheit (-30 to 50° Celsius)
- Console: 32 to 130° Fahrenheit (0 to 54° Celsius)

WWW.DAKTRONICS.COM E-MAIL: SALES@DAKTRONICS.COM

201 Daktronics Drive, PO Box 5128, Brookings, SD 57006
Phone: 1-800-325-8766 or 605-692-0200 Fax: 605-697-4746
DD2457495 061813 Page 1 of 4



DAKTRONICS BB-2155 PRODUCT SPECIFICATIONS

CONTROL CONSOLE

All Sport® 5000
(see [SL-03991](#))

CONTROL OPTIONS

Wired (standard): One-pair shielded cable of 22 AWG minimum is required. A cover plate with mounted connector and standard 2" x 4" x 2" (51 mm x 102 mm x 51 mm) outlet box is provided. Connector mates with signal cable from control console.

Wireless (optional): 2.4 GHz spread spectrum radio features 64 non-interfering channels and 8 broadcast groups (see [SL-04370](#)).

HORN

A vibrating horn, mounted behind the scoreboard face, sounds automatically when period clock counts down to zero or manually as controlled by the operator.

SEGMENT TIMER MODE

The segment timer mode is ideal for keeping practices on schedule. The horn at the end of a segment allows coaches and athletes to focus on the practice and to listen for the horn when it is time to change drills (see [SL-04004](#)).

GENERAL INFORMATION

Scoreboard provides scoring capabilities for two teams. 100% solid state electronics are housed in an all aluminum cabinet. Scoreboard arrives at the site fully assembled. Mounting hardware not included. Specifications and pricing are subject to change without notice.

OPTIONS & ACCESSORIES

- Scoreboard border striping
- Multiple caption and striping colors (see [DD2101644](#))
- Team name caption in place of HOME *
- Team names on changeable panels *
- Programmable Team Name Message Centers (see [SL-04342](#))
- Double bonus indicators
- Two 17" (432 mm) tall x 33" (838 mm) wide logo/sponsor panels in one or both upper corners
- Standalone Time of Day – scoreboard acts as a clock when control console is unplugged/off
- Different sounding 12 VDC horn in place of buzzer
- Advantage time option for wrestling mode – PLYR and FOUL digits reversed (see [SL-03679](#))
- Visual horn indicator (see [SL-02093](#) or [SL-05489](#))
- Protective screen (see [SL-02551](#))
- Suspension installation kit
- Corner mounting kit
- Advertising/identification panels
- Decorative accents
- Electronic message centers and video displays in multiple sizes

* Only for scoreboard without Team Name Message Centers

ADVERTISING/IDENTIFICATION PANELS

Backlit & Non-Backlit:

- 1'-6" H x 10'-0" W (457 mm, 3.05 m)
- 2'-0" H x 10'-0" W (610 mm, 3.05 m)
- 2'-6" H x 10'-0" W (762 mm, 3.05 m)

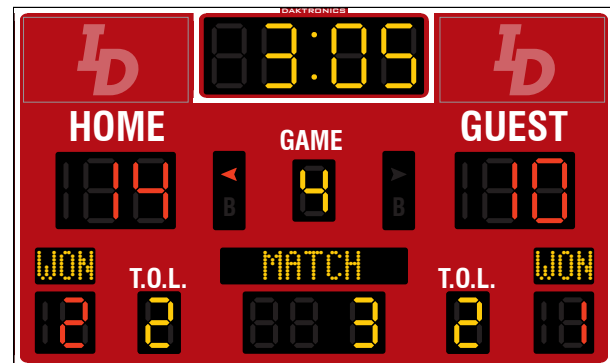
For additional backlit panel sizes, see [SL-03664](#).

For additional non-backlit panel sizes, see [SL-03719](#).

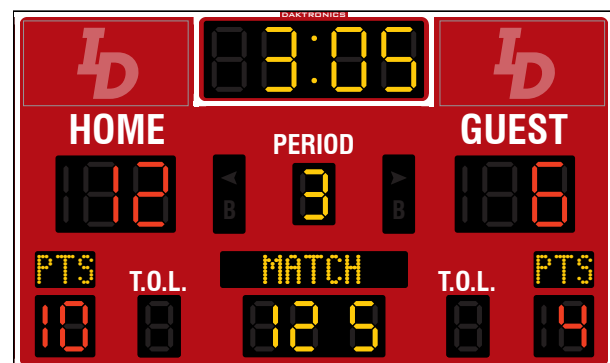
FOR ADDITIONAL INFORMATION

- Mechanical Specifications: DWG-1132788 (attached)
- Component Locations: DWG-1132800 (attached)
- Architectural Specifications: See [DD2457502](#)
- Installation Manual: See [DD2481645](#)
- Service Manual: See [DD2481648](#)

ALTERNATE SCORING MODES



Volleyball Mode



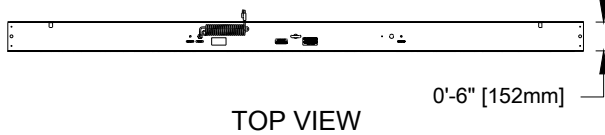
Wrestling Mode

WWW.DAKTRONICS.COM E-MAIL: SALES@DAKTRONICS.COM

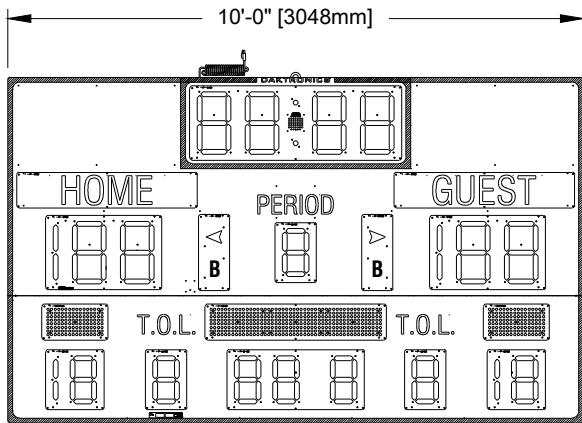
All Sport®, PanaView®, Tuff Sport® and UniView® are trademarks of Daktronics, Inc.
Martin Senour® is a registered trademark of its owner.
DD2457495 061813 Page 2 of 4 Copyright © 2013 Daktronics, Inc.



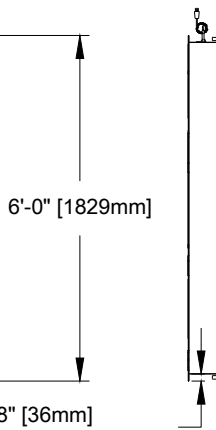
BB-2155



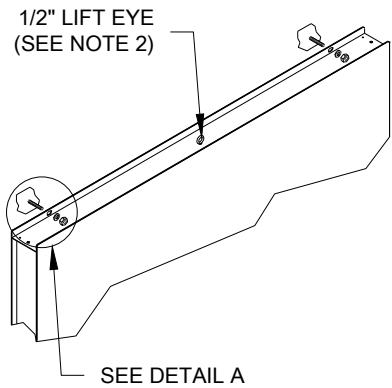
TOP VIEW



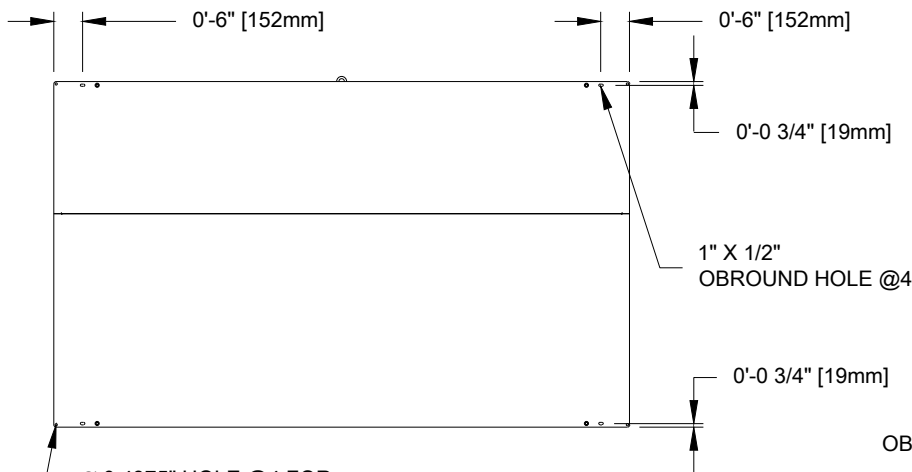
FRONT VIEW



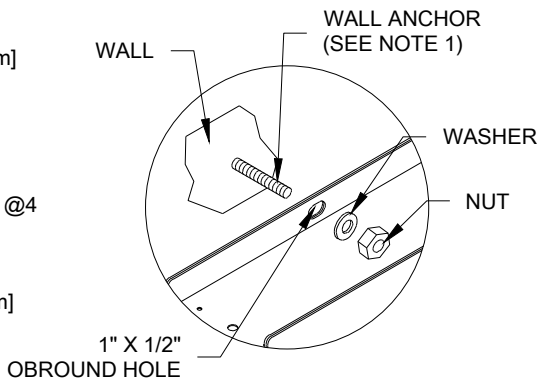
SIDE VIEW



WALL MOUNTING DETAIL



REAR VIEW



DETAIL: A
(SCALE 1=10)

Ø 0.4375" HOLE @4 FOR
OPTIONAL CORNER MOUNTING
(REFER TO DWG-150831)

NOTES:

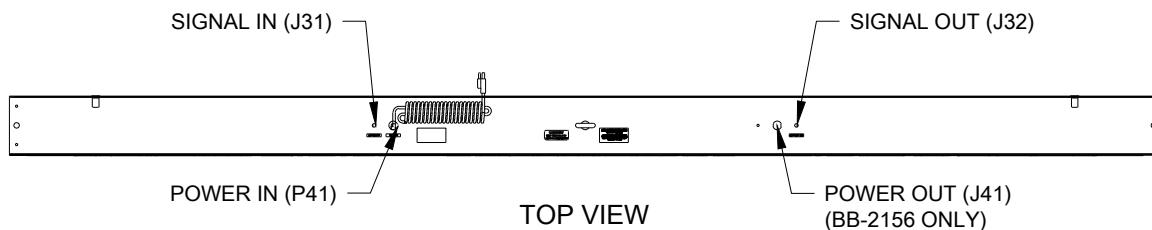
1. USE APPROPRIATE WALL ANCHORS FOR TYPE OF WALL. (NOT PROVIDED BY DAKTRONICS)
2. LIFT EYE IS FOR TEMPORARY USE WHILE LIFTING SCOREBOARD DURING INSTALLATION. DO NOT USE LIFT EYE FOR PERMANENT SUSPENSION. (REFER TO DWG-1130959)

WEIGHTS

SHIPPING WEIGHT	MOUNTING WEIGHT
410 LBS (186 KG)	275 LBS (124 KG)

<p>DAKTRONICS, INC. BROOKINGS, SD 57006 DO NOT SCALE DRAWING</p>	<p>THE CONCEPTS EXPRESSED AND DETAILS SHOWN ON THIS DRAWING ARE CONFIDENTIAL AND PROPRIETARY. DO NOT REPRODUCE BY ANY MEANS WITHOUT THE EXPRESSED WRITTEN CONSENT OF DAKTRONICS, INC. COPYRIGHT 2013 DAKTRONICS, INC.</p>		
	<p>PROJ: INDOOR SCOREBOARDS TITLE: MECHANICAL SPEC; BB-2155</p>		
DESIGN: KSCHNABEL	DRAWN: KSCHNABEL	DATE: 10 APR 13	
SCALE: 1 = 40			
SHEET	REV	JOB NO:	FUNC - TYPE - SIZE
	00	P1749	E - 10 - A
			1132788

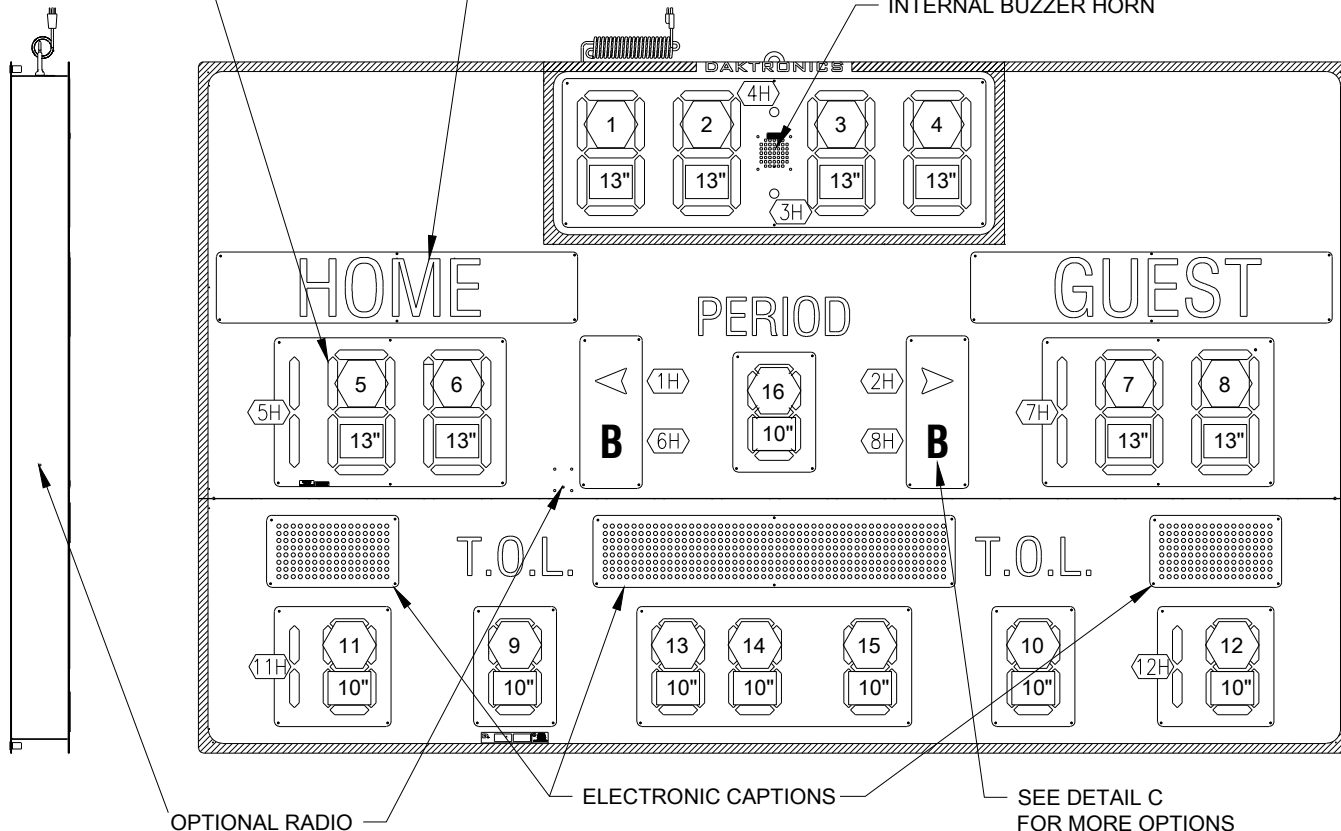
BB-2155/2156 FACE



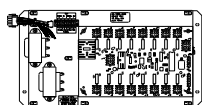
DRIVER (A1)
SEE DETAIL A

OPTIONAL TNMC
8X48-6"

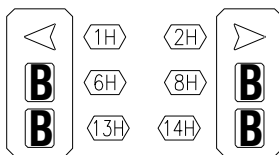
INTERNAL BUZZER HORN



SIDE VIEW

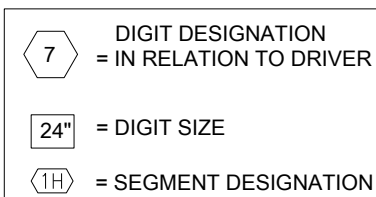


DETAIL: A
SCALE 1:30
16 COLUMN DRIVER
(BB-2155)



NOTE:
DO NOT WORK ON ENERGIZED
DISPLAY UNLESS YOU ARE A
CERTIFIED ELECTRICIAN OR
DIRECTED BY DAKTRONICS.

KEY



		DAKTRONICS, INC. BROOKINGS, SD 57006 DO NOT SCALE DRAWING		THE CONCEPTS EXPRESSED AND DETAILS SHOWN ON THIS DRAWING ARE CONFIDENTIAL AND PROPRIETARY. DO NOT REPRODUCE BY ANY MEANS WITHOUT THE EXPRESSED WRITTEN CONSENT OF DAKTRONICS, INC. COPYRIGHT 2013 DAKTRONICS, INC.	
PROJ: INDOOR SCOREBOARDS					
TITLE: COMPONENT LOCATION; BB-2155					
DESIGN: KSCHNABEL			DRAWN: KSCHNABEL		DATE: 10 APR 13
SCALE: 1 = 20					
SHEET	REV	JOB NO:	FUNC-TYPE-SIZE		
	00	P 1749	E - 10 - A	1132800	